



# COMPREHENSIVE ANNUAL FINANCIAL REPORT

For the year ended Dec. 31, 2015



# **COMPREHENSIVE ANNUAL FINANCIAL REPORT**

**ADAMS COUNTY, COLORADO**

**For The Year Ended December 31, 2015**

Board of County Commissioners

**Eva J. Henry**

**Charles “Chaz” Tedesco**

**Erik Hansen**

**Steve O’Dorisio**

**Jan Pawlowski**

County Manager

**Todd Leopold**

Deputy County Managers

**Ed Finger – Internal Operations**

**Raymond H. Gonzales – External Operations**

Director of Finance

**Benjamin J. Dahlman**

General Accounting Manager

**Mary N. Ha**

Accountants

**Kevin Campbell, Laura Garcia, Lynn Obremski**

Accounting Technician

**Cheri Macias**

Issued by:

**Finance Department**



**Adams County, Colorado  
Comprehensive Annual Financial Report  
For the Year Ended December 31, 2015**

**TABLE OF CONTENTS**

	<u>Page</u>
<b>I. INTRODUCTORY SECTION:</b>	
Letter of Transmittal .....	i
GFOA Certificate of Achievement .....	viii
Organizational Chart .....	ix
Listing of Principal Officials .....	x
 <b>II. FINANCIAL SECTION:</b>	
Independent Auditors' Report .....	1
Management's Discussion and Analysis (Required Supplementary Information) .....	4
Basic Financial Statements:	
Government-Wide Financial Statements:	
Statement of Net Position .....	22
Statement of Activities.....	23
Fund Financial Statements:	
Balance Sheet-Governmental Funds.....	24
Statement of Revenues, Expenditures and Changes in Fund Balances-Governmental Funds.....	25
Reconciliation of the Statement of Revenues, Expenditures and Changes in Fund Balances of Governmental Funds to the Statement Activities.....	26
Statement of Net Position-Proprietary Funds.....	27
Statement of Revenues, Expenses and Changes in Fund Net Position-Proprietary Funds .....	28
Statement of Cash Flows-Proprietary Funds.....	29
Statement of Fiduciary Net Position .....	30
Notes to the Basic Financial Statements.....	31
Required Supplementary Information:	
Budgetary Comparison Schedule-General Fund .....	70
Budgetary Comparison Schedule-Road and Bridge Fund .....	73
Budgetary Comparison Schedule-Social Services Fund.....	74
Notes to Required Supplementary Information .....	75
Schedule of the County's Proportionate Share of the Net Pension Liability – Adams County Retirement Plan .....	77
Schedule of the County's Contributions – Adams County Retirement Plan .....	78
Schedule of the County's Proportionate Share of the Net Pension Liability – 17 <sup>th</sup> Judicial District – District Attorney .....	79
Schedule of the County's Contributions – 17 <sup>th</sup> Judicial District – District Attorney .....	80
Supplementary Statements and Schedules:	
Explanation of Non-major Special Revenue Funds .....	81
Combining Balance Sheet-Non-major Governmental Funds .....	82
Combining Statement of Revenues, Expenditures and Changes in Fund Balances-Non-major Governmental Funds.....	84
Budgetary Comparison Schedule-Capital Facilities Fund.....	86
Budgetary Comparison Schedules-Special Revenue Funds:	
Developmentally Disabled Fund .....	87
Conservation Trust Fund.....	88
Waste Management Fund.....	89
Open Space Projects Fund .....	90
Open Space Sales Tax Fund.....	91
DIA Noise Mitigation Fund .....	92
Community Development Block Grant Fund .....	93
Head Start Fund .....	94
Community Services Block Grant Fund .....	95
Workforce and Business Center Fund.....	96
Explanation of Enterprise Funds .....	97
Combining Statement of Net Position-Enterprise Funds .....	98
Combining Statement of Revenues, Expenses and Changes in Fund Net Position-Enterprise Funds.....	99
Combining Statement of Cash Flows-Enterprise Funds .....	100
Budgetary Comparison Schedule-Enterprise Funds:	
Front Range Airport Fund .....	101

Golf Course Fund .....	102
Stormwater Utility Fund.....	103
Water and Wastewater Fund.....	104
Explanation of Internal Service Funds.....	105
Combining Statement of Net Position-Internal Service Funds.....	106
Combining Statement of Revenues, Expenses and Changes in Fund Net Position-Internal Service Funds.....	107
Combining Statement of Cash Flows-Internal Service Funds.....	108
Budgetary Comparison Schedule-Equipment Service Fund.....	109
Budgetary Comparison Schedule-Insurance Claims Fund.....	110
Explanation of Agency Funds.....	111
Combining Statement of Changes in Fiduciary Assets and Liabilities .....	112

**III. STATISTICAL SECTION:**

Statistical Section Index.....	113
Financial Trends	
Net Position by Component.....	114
Changes in Net Position .....	115
Governmental Activities Expense Change Graphs .....	117
Changes in Program and General Revenue Graph.....	119
Fund Balances, Governmental Funds.....	120
Changes in Fund Balances, Governmental Funds .....	121
Changes in Fund Balances, Governmental Funds Graphs .....	122
Revenue Capacity	
Assessed/Actual Value of Taxable Property.....	123
Property Tax Levies and Collections.....	124
Principal Property Tax Payers .....	125
Direct and Overlapping Property Tax Rates .....	126
Debt Capacity	
Ratio of Outstanding Debt by Type .....	127
Computation of Direct, Overlapping and Underlying Long-Term Debt.....	128
Legal Debt Margin Information.....	130
Demographic and Economic Information	
Demographic and Economic Statistics .....	131
Principal Employers .....	132
Operating Information	
Capital Asset Statistics by Function/Program .....	133
Full-Time Equivalent County Employees by Function/Program .....	134


**IV. COMPLIANCE SECTION:**

Independent Auditors' Report on Internal Control over Financial Reporting and on Compliance and Other Matters Based on an Audit of Financial Statement Performed in Accordance with <i>Government Auditing Standards</i> .....	135
Independent Auditors' Report on Compliance for each Major Federal Program and Report on Internal Control over Compliance Required by the Uniform Guidance .....	137
Schedule of Expenditures of Federal Awards Program .....	139
Notes to the Schedule of Expenditures of Federal Awards .....	142
Schedule of Findings and Questioned Costs .....	144
Summary Schedule of Prior Year Audit Findings Program .....	149
Local Highway Finance Report.....	153



## MISSION

To responsibly serve  
the Adams County community  
with integrity and innovation



June 16, 2016

To the Board of County Commissioners and Citizens of Adams County, Colorado:

We are pleased to present the Comprehensive Annual Financial Report for Adams County, Colorado, for the fiscal year ended December 31, 2015.

Responsibility for both the accuracy of the data, and the completeness and fairness of the presentation, including all disclosures, rests with the management of Adams County (hereafter referred to as the County). To provide a reasonable basis for making these representations, management of the County has established internal controls designed both to protect the government's assets from loss, theft, or misuse and to compile sufficient reliable information for the preparation of the County's financial statements in conformity with Generally Accepted Accounting Principles (GAAP). Because the cost of internal controls should not outweigh the benefits, the County's internal controls have been designed to provide reasonable assurance that the financial statements will be free from material misstatements. To the best of our knowledge and belief, the enclosed data is accurate in all material respects and is reported in a manner designed to present fairly the financial position and results of operations of the various funds of the County. Disclosures necessary to enable the reader to gain an understanding of the County's financial activities have been included.

The County is required by Local Government Uniform Accounting Law, Colorado Revised Statutes, to have an annual audit conducted in accordance with generally accepted auditing standards by an independent certified public accountant licensed to practice in Colorado. The audit report must be completed and submitted to the County within six months of the end of the fiscal year, which is December 31st. The County must then submit the audit report to the Office of State Auditor within thirty days of completion.

The County is also required to undergo an annual single audit in conformity with the provisions of the Single Audit Act of 1984, the Single Audit Act Amendments of 1996, and Title 2 U.S. Code of Regulations Part 200, Uniform Administrative Requirements, Cost Principles, and Audit Requirements for Federal Awards. Information related to this single audit, including the Schedule of Expenditures of Federal Awards and the auditors' report thereon, are included in the compliance section of this report.

The County's financial statements have been audited by CliftonLarsonAllen LLP, a competitively selected firm of licensed Certified Public Accountants. The goal of the independent audit is to provide reasonable assurance that the County's financial statements for the fiscal year ended December 31, 2015, present fairly, in all material respects, the financial position of the County. The independent audit involves examining, on a test basis, evidence supporting the amounts and disclosures in the financial statements; assessing the accounting principles used and significant estimates made by management; and evaluating the overall financial statement presentation. The independent auditor concluded, based upon the audit,

BOARD OF COUNTY COMMISSIONERS

Eva J. Henry  
DISTRICT 1

Charles "Chaz" Tedesco  
DISTRICT 2

Erik Hansen  
DISTRICT 3

Steve O'Dorisio  
DISTRICT 4

Jan Pawlowski  
DISTRICT 5

that there was a reasonable basis for rendering an unmodified opinion that the County's financial statements for the fiscal year ended December 31, 2015 are presented fairly and in conformity with GAAP. The independent auditors' report is presented on the first page of the financial section of this report.

GAAP require that management provide a narrative introduction, overview, and analysis to accompany the basic financial statements in the form of Management's Discussion and Analysis (MD&A). This letter of transmittal is designed to complement the MD&A and should be read in conjunction with it. The County's MD&A can be found beginning on page 4 of the report.

### **Profile of Adams County**

Adams County, a political subdivision of the State of Colorado, was organized under the statutes of the State. The County was organized on November 15, 1902. The Board of County Commissioners held their first meeting in Brighton on December 4, 1902. Over time, western Adams County has grown from an agricultural region of truck gardens and dairy farms to a complex urbanized corridor of towns and cities. The eastern end of the County, still mostly agricultural land, has also seen increasing development in recent years.

Located just east of Colorado's Front Range of the Rocky Mountains, Adams County is one of six counties that surround the City and County of Denver and make up the Denver Metropolitan Area. The County, approximately eighteen miles wide and seventy-two miles long, encompasses 1,182 square miles. The County is the western edge of the Great Plains of northeastern Colorado and is topographically characterized by a series of wide valleys separated by gently rolling uplands. A number of growing municipalities make up the incorporated areas of the County: Commerce City, Northglenn, Federal Heights, Thornton, and portions of Aurora, Bennett, Brighton (the county seat), Westminster, Arvada, and Lochbuie.

Accounting for more than three quarters of the landscape, Agricultural activities continue as the single largest land use throughout the County. Most irrigated farmland is located in the northwest section of the County, where a network of canals and ditches support crops in our semi-arid climate. The central portion of the County primarily produces wheat, while the eastern area provides pasture for animals.

The County provides a comprehensive range of services, including; but not limited to, property assessments, elections, motor vehicle, real estate and recording, judicial and public safety, construction and maintenance of highways, streets and other infrastructure, parks and recreation, planning and development, employment and social services, and general administrative services.

A five-member Board of County Commissioners (the Board), elected at large with a residency requirement within a specified district, governs the County. The Board is required by statute to hold at least two meetings in each week of the year, except during the months of July and August, when only two meetings each month are required. Currently, the Board holds its public hearings on Tuesdays. The Board administers all County functions, appoints other boards and commissions, and attends and represents the County as directors of regional and county organizations. The Board acts as the County's legislative body while an appointed County Manager is the chief administrative officer of the County.

On the 2012 ballot, Adams County voters passed a measure that expanded the Board Commissioners from three members to five. The County held public hearings to determine the new alignment of the



expanded number of commissioner districts. The increase to five commissioners was realized beginning in January 2015.

In addition to the Board of County Commissioners, a number of fellow elected officials serve Adams County, including: the Assessor, Clerk and Recorder, Coroner, Sheriff, Surveyor, Treasurer, and District Attorney. These constitutionally established elected officials govern specific county services and establish policies based on the local community needs and preferences. The County also has a Public Trustee who is appointed by the Governor.

The Board of County Commissioners adopted their mission, vision, values and goals for the County. The mission is to responsively serve the Adams County community with integrity and innovation. The recently revised vision is to provide our community a safe, healthy environment to work, learn, play, raise families and build businesses. The values we are committed to are: a positive work environment, servant leadership, excellence, teamwork, transparency and credibility. Our goals focus on education and economic prosperity, high-performing, fiscally responsible government, quality of life, safe, reliable infrastructure and community enrichment. The County develops strategies, performance initiatives and action items to achieve our desired results and internalize these concepts.

The County continues to promote transparency though on our website. This important portal provides information about our public meetings, financial reports including: contracts, purchasing card transactions, budget information and our CAFRs. The transparency portal also presents information about our lobbying efforts, land use, elections and how to obtain open records.

The County has one component unit for which it is considered to be financially accountable. Blended component units, although legally separate entities, are part of the County's operations. The County's blended component unit is the Adams County Building Authority. Additional information on the component unit can be found in Note 1.A in the notes to the basic financial statements.

The annual budget serves as the foundation for the County's financial planning and control. All County departments and elected offices submit requests for appropriation by early July to the Budget Office. These requests are used as the starting point for developing a proposed preliminary budget that is recommended and presented by the County Manager to the Board of County Commissioners on or before October 15. Public hearings are conducted and a final budget is legally enacted no later than December 31, the close of the County's fiscal year. Additional information on the County's budget process can be found in the notes to the required supplementary information on page 75.

Any revisions altering total expenditures of a fund or spending agency, with a few exceptions by policy, require supplemental appropriation which is subject to public hearing and citizen response.

### **Factors Affecting Economic Condition**

The information presented in the financial statements is perhaps best understood when it is considered from the broader perspective of the economic environment within which the County operates.

Global, national and state economic trends typically trickle down to the local economy. Overall growth measured by GDP has rebounded since the economic crisis hit in 2008. Growth continued in 2015 for the sixth straight year and is anticipated to flow into 2016 and 2017.

## **State and Local Economy**

Colorado is experiencing upward trends in population 1.9%, personal income 5.9%, housing permits 8.3%, retail trade 2.6% and nonresidential building 10.5%, as reported in the March 18, 2016 *Focus Colorado: Economic and Revenue Forecast* published by the Colorado Legislative Council. The 2015 unemployment rate was 3.8% for the State of Colorado and inflation nationally remained subdued at only 1.2%. Looking forward, the Legislative Council Staff Forecast projects a 1.7% increase in population growth in 2016 as well as a 4.9% increase in personal income, 4.8% growth in retail trade sales, 11.6% in housing permits and a 4.8% increase in nonresidential building. The unemployment rate is forecasted to continue to decline to 3.5%. The forecast is for slightly slower growth than seen in the previous several years.

The local economy of the Denver Metro Area continues to perform better than most parts of the State and has demonstrated a stronger performance than many other areas nationally. The Denver Metro Area added over 25,000 jobs in 2015. Metro Denver employment grew at 2.7%. The addition of new jobs and pent up demand for homes has also fueled growth in the housing market. Housing permits for single family units were up 17.8% in the Denver-Aurora MSA. Retail trade sales grew 7.5% in 2015 after growing 8.6% a year earlier.

Economic measures for Adams County are also positive. Increasing population, real property construction including; new homes and additional retail establishments, have contributed to local economic growth. Retail sales, up nearly 8.5% or nearly \$44.6 million, were lifted in part by growth in Adams County's population. Adams County's estimated population for 2015 is 490,066. This population forecast estimate represents a 2.03% increase over the 2014 number of 480,317. The 2016 population figure is estimated to be 500,890 representing additional growth of 2.20%. The Denver Regional Council of Government estimates Adams County to be one of the fastest growing counties in Colorado over the next several decades. The Colorado Division of Local Government – State Demography Office's forecast has over 545,000 residents living in Adams County by 2020. As Adams County's population grows we expect retail sales to follow.

Adams County's Assessed Valuation of properties for property tax collections is one way to measure real estate growth for the County. Valuations are driven by the values of existing properties and new construction. Increased market values lead to increased assessed values that contribute resources to the County. Property taxes based upon increased valuation are budgeted to increase by \$16.0 million or 12.7% in 2016. This is the result of new construction totaling \$58.6 million in addition to existing property value increases. New construction increased 7% from the previous year. The Adams County Assessor's Office reported that the average single family home price in Adams County was \$266,077 for the sales period of July 1, 2012 through June 30, 2014, used for the 2015 assessment year. This is an increase of 20% over the average single family home price for the sales data period used for the 2013 assessment year. The average condominium/townhome price for the same sales period was \$146,473, which is an increase of 26% over the average price used for the 2013 assessment year. The Assessor's Office also reported that Commercial/Industrial values increased over the past reappraisal by 7.5%. Commercial/Industrial values contain both Real and Personal Property values. The real property side grew at a greater rate than the personal property values. The largest increases came from the Warehouse and Retail properties where rental rates are escalating and vacancy rates are dropping considerably. Growth in residential properties leads to the Commercial growth needed to support new residences and population. Commercial properties represent 37% of the County's total taxable property values.

In November 2015, the Denver Post ran a story about the U.S. Bureau of Labor Statistics' data showing that Adams County's non-farm employment increased 5.8% in March compared to the same time the previous year. That growth rate ranked Adams County as the second best in the nation. The unemployment rate in the County has decreased from 5.7% in 2014 to 4.3% in 2015. The March 2016 unemployment rate has further declined on a preliminary basis to 3.7%.

### **Long-Term Financial Planning**

Foresight with fiscal discipline has brought Adams County through the historically challenging years of recession and post-recession economies. Adams County has emerged from a recession period in exceptionally good condition maintaining adequate reserves and controlling spending. As the economy improves, employees have been receiving a merit based salary plan that rewards results and keeps pay competitive in the market. The County is well positioned to help address future economic challenges should the economy not continue on the path of recovery.

A growing community necessarily drives a growing need for infrastructure capacity. Adams County continues to plan for growing transportation needs. The County will be a beneficiary of the Regional Transportation District's (RTD) FasTracks project. This project will include the building of five light rail or commuter rail lines in addition to bus rapid transit lines through the County. Several of these lines will open in 2016 with direct service and multiple stops in Adams County. By 2018, Adams County will have 18 stops serving business and residents in the community.

In 2015, the County advance refunded the Series 2009 Certificates of Participation. This eliminated a \$10,500,000 debt service reserve and resulted in a present value savings of nearly \$6.7 million or 7.2%. As part of the advance refunding the County also combined a new money component of \$85 million to fund the construction of the new Human Services Center at 120<sup>th</sup> Avenue and Pecos Street in Westminster. The \$163.48 million combined COP transaction matures in December 2045 with an all in true interest cost of 3.43%. The Human Services Center project this transaction funded broke ground in late 2015 with a completion date scheduled for early summer 2017.

The 2016 Adopted Budget is \$436.2 million for all funds. This includes an operating portion of \$396.8 million and a capital improvement portion of \$39.4 million. The budget is balanced for all funds. The 2016 General Fund budget is \$169.9 million. This includes an operating portion of \$162.6 million and a capital improvement portion of \$7.3 million. A total of 16.75 new full-time equivalent positions (FTEs) are included in the budget. The property tax mill levy remains unchanged for 2016 at 26.779 mills, with an abatement levy of 0.383 for a total of 27.162 mills.

The 2016 Adopted Budget maintains our current service levels, while strategically reinvesting public monies in county infrastructure. This will ensure infrastructure is well maintained and can be used for years to come. The 2016 Adopted Budget includes a robust list of capital improvement projects (CIP) that will promote the safety of roadways, improve drainage ways, promote regional transportation priorities, and maintain/enhance building assets and open spaces. The 2016 Adopted budget includes the following item listed by County goal:

#### **Education and Economic Prosperity**

- \$148,310 for two new full-time equivalent (FTE) inspector positions (Stormwater Utility Fund and Road & Bridge Fund, Business Case, on-going)
- \$66,666 for Environmental Protection Agency Brownfields Assessment Grant (General Fund, Business Case, on-going)

#### High Performing, Fiscally Sustainable Government

- \$1,666,384 for the Presidential Election, which is partially off-set by \$325,000 in revenue (General Fund, Business Case, one-time)
- \$800,000 for voting equipment replacement (General Fund, CIP)
- \$292,360 for the bi-annual Pictometry Project (General Fund, CIP).
- \$274,800 for annual software maintenance contract increases (General Fund, Business Case, on-going)
- \$209,896 for three new FTEs in the District Attorney's Office (General Fund, Business Case, on-going)
- \$183,200 for Clerk & Recorder's Office projects, which are fully off-set by revenue (General Fund, CIP)
- \$179,192 for technology needs related to the employee performance management system, aerial photography, Accela licenses, and SAN storage for the District Attorney's Office (General Fund, Business Case, one-time)

#### Quality of Life

- \$8,000,000 for court room build-out at Justice Center (Capital Facilities Fund, CIP)
- \$3,246,945 for construction mental health unit at Detention Center (General Fund, CIP); \$1,100,000 is programmed for on-going operating costs in 2017 and beyond
- \$2,950,000 for open space projects (Open Space Projects Fund, CIP)
- \$479,400 for mobile data computer replacements for patrol vehicles (General Fund, Business Case, one-time)
- \$385,131 for Jail Management System replacement (General Fund, CIP)
- \$298,267 for four new FTEs in the Sheriff's Office (General Fund, Business Case, on-going)
- \$148,480 for County Fair and Special Events, which is partially off-set by \$59,600 in revenue (General Fund, Business Case, one-time)
- \$139,317 for Sheriff's Office academy training items (General Fund, Business Case, one-time)
- \$100,000 for Clear Creek Corridor Plan (Open Space Projects Fund, Business Case, one-time)

#### Safe and Reliable Infrastructure

- \$6,447,000 for vehicle and equipment item replacement (Fleet Management Fund, CIP)
- \$5,192,776 for road and bridge projects (Road & Bridge Fund, CIP)
- \$2,933,000 for drainage improvements and neighborhood curb and gutter work (Stormwater Utility Fund, CIP)
- \$500,000 for second half of I-25 and S.H. 7 interchange redesign (General Fund, CIP)
- \$456,611 for second of 10 payments related to Little Dry Creek drainage project (General Fund, Business Case, on-going)
- \$422,800 for technology infrastructure needs (General Fund, Business Case, on-going)
- \$400,000 for network/voice over internet protocol upgrades (General Fund, CIP)
- \$294,000 for golf course building needs and native improvements (Golf Course Fund, CIP)
- \$193,000 for United Power agreement (General Fund, Business Case, one-time)
- \$120,000 for airport operations and maintenance (Front Range Airport Fund, CIP)

#### Supportive Human Services (renamed Community Enrichment for 2016)

- \$2,400,000 for additional human services allocation, which is fully off-set by revenue (Social Services fund, Business Case, on-going)

- \$250,000 new Human Services Building and Western Service Center fiber (Capital Facilities Fund, CIP)

For more detail on the 2016 Annual Budget, the County's budget book can be found online at [www.adcogov.org](http://www.adcogov.org).

#### **Awards and Acknowledgements**

The Government Finance Officers Association of the United States and Canada (GFOA) awarded a Certificate of Achievement for Excellence in Financial Reporting to Adams County for its Comprehensive Annual Financial Report (CAFR) for the fiscal year ended December 31, 2014. This is the twenty-ninth consecutive year and the thirty-fifth year overall that the County has received the prestigious award. In order to be awarded a Certificate of Achievement, a government unit must publish an easily readable and efficiently organized CAFR, whose contents conform to program standards. Such reports must satisfy both Generally Accepted Accounting Principles and applicable legal requirements.

A Certificate of Achievement is valid for a period of one year only. We believe our current report continues to conform to Certificate of Achievement Program requirements, and are submitting it to GFOA to determine its eligibility for another award.

In addition, the County also received the GFOA's Distinguished Budget Presentation Award for its annual budget document for the fiscal year beginning January 1, 2015. In order to qualify for the Distinguished Budget Presentation Award, the County's budget document was judged to be proficient in several categories, including as a policy document, a financial plan, communications device, and an operations guide.

The preparation of this CAFR is made possible by the dedicated service of the entire staff of the Finance Department. Particular gratitude is expressed to Ms. Mary Ha, Ms. Lynn Obremski, Mr. Kevin Campbell, Ms. Laura Garcia, Ms. Cheri Macias, Mr. Kurtis Adams, Mr. Nicholas Beston, Ms. Deb Markley, Ms. Krysti Stehle and Ms. Cari Johnson of the Finance Department. I also want to thank the staff in the Treasurer's Office. Lastly, the staff of the independent auditing firm, CliftonLarsonAllen LLP, are especially worthy of recognition, as they have contributed greatly to the excellence of this report.

Due credit should also be given to the Board of County Commissioners and their fellow elected officials of the County for their diligent commitment in planning and conducting the operations of the County in a responsible and progressive manner.

Respectfully submitted,



Benjamin J. Dahlman  
Finance Director, Finance Department



Government Finance Officers Association

Certificate of  
Achievement  
for Excellence  
in Financial  
Reporting

Presented to

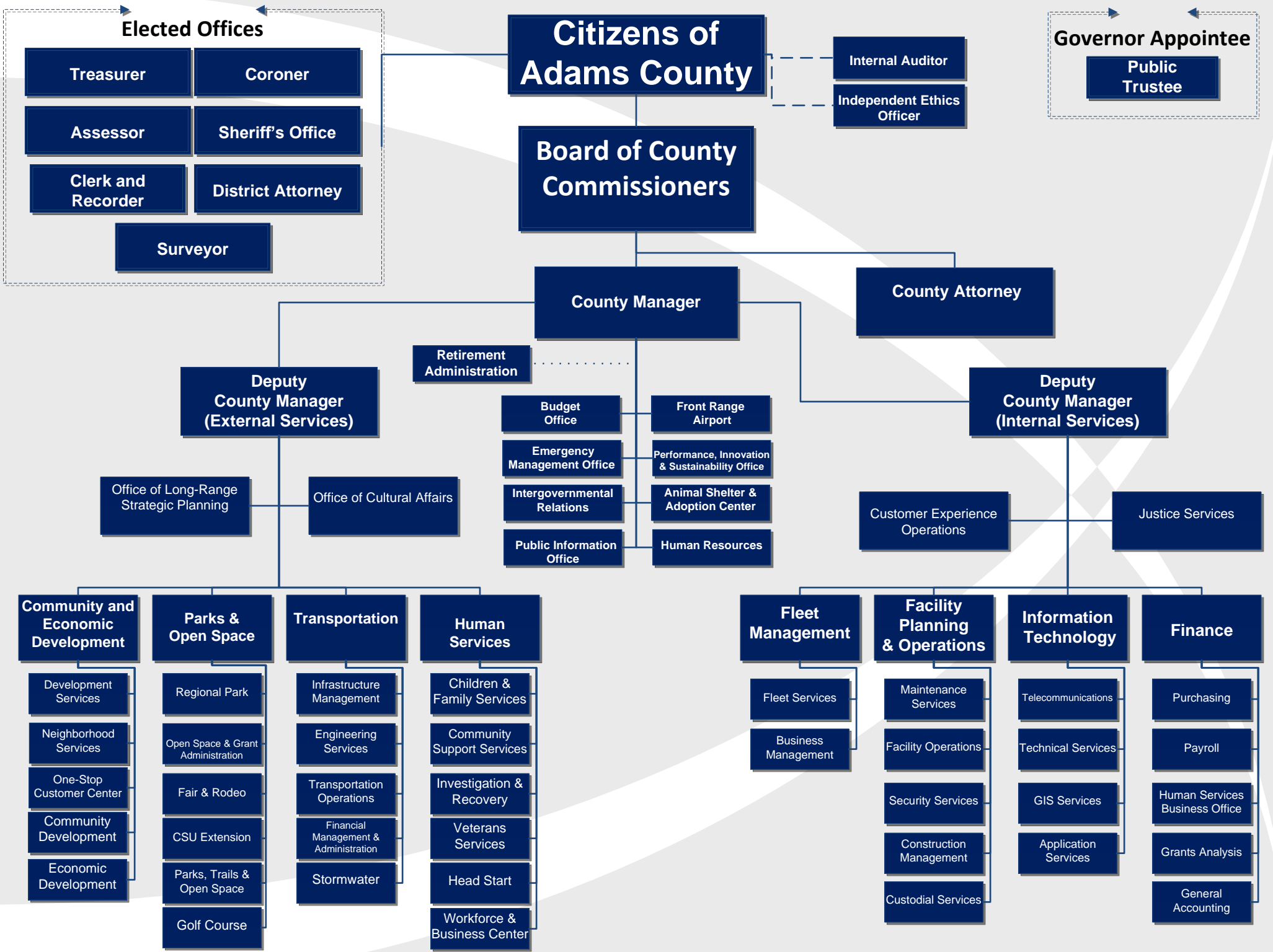
**Adams County  
Colorado**

For its Comprehensive Annual  
Financial Report  
for the Fiscal Year Ended

**December 31, 2014**

Executive Director/CEO

This Page Intentionally Left Blank.



**Elected Offices**

Treasurer      Coroner

Assessor      Sheriff's Office

Clerk and Recorder      District Attorney

Surveyor

**Citizens of Adams County**

Internal Auditor

Independent Ethics Officer

**Governor Appointee**

Public Trustee

**Board of County Commissioners**

**County Manager**

**County Attorney**

**Deputy County Manager (External Services)**

**Deputy County Manager (Internal Services)**

Retirement Administration

Budget Office

Emergency Management Office

Intergovernmental Relations

Public Information Office

Front Range Airport

Performance, Innovation & Sustainability Office

Animal Shelter & Adoption Center

Human Resources

Office of Long-Range Strategic Planning

Office of Cultural Affairs

Customer Experience Operations

Justice Services

**Community and Economic Development**

**Parks & Open Space**

**Transportation**

**Human Services**

Development Services

Neighborhood Services

One-Stop Customer Center

Community Development

Economic Development

Regional Park

Open Space & Grant Administration

Fair & Rodeo

CSU Extension

Parks, Trails & Open Space

Golf Course

Infrastructure Management

Engineering Services

Transportation Operations

Financial Management & Administration

Stormwater

Children & Family Services

Community Support Services

Investigation & Recovery

Veterans Services

Head Start

Workforce & Business Center

**Fleet Management**

**Facility Planning & Operations**

**Information Technology**

**Finance**

Fleet Services

Business Management

Maintenance Services

Facility Operations

Security Services

Construction Management

Custodial Services

Telecommunications

Technical Services

GIS Services

Application Services

Purchasing

Payroll

Human Services Business Office

Grants Analysis

General Accounting



**ADAMS COUNTY**  
**LISTING OF PRINCIPAL OFFICIALS**

***BOARD OF COUNTY COMMISSIONERS***

Eva J. Henry, District 1  
Charles "Chaz" Tedesco, District 2  
Erik Hansen, District 3  
Steve O'Dorisio, District 4  
Jan Pawlowski, District 5

***CLERK AND RECORDER***

Stan Martin

***ASSESSOR***

Patsy Melonakis

***TREASURER***

Brigitte Grimm

***DISTRICT ATTORNEY***

Dave Young

***SHERIFF***

Michael McIntosh

***CORONER***

Monica Broncucia-Jordan

***PUBLIC TRUSTEE***

Susan A. Orecchio

***SURVEYOR***

Tim Thoms

This page is intentionally left blank



## VISION

To provide our community a safe,  
healthy environment to work,  
raise families and build businesses

## INDEPENDENT AUDITORS' REPORT

Board of County Commissioners  
Adams County, Colorado

### **Report on the Financial Statements**

We have audited the accompanying financial statements of the governmental activities, the business-type activities, each major fund, and the aggregate remaining fund information of Adams County, Colorado, as of and for the year ended December 31, 2015, and the related notes to the financial statements, which collectively comprise the entity's basic financial statements as listed in the table of contents.

### ***Management's Responsibility for the Financial Statements***

Management is responsible for the preparation and fair presentation of these financial statements in accordance with accounting principles generally accepted in the United States of America; this includes the design, implementation, and maintenance of internal control relevant to the preparation and fair presentation of financial statements that are free from material misstatement, whether due to fraud or error.

### ***Auditors' Responsibility***

Our responsibility is to express opinions on these financial statements based on our audit. We conducted our audit in accordance with auditing standards generally accepted in the United States of America and the standards applicable to financial audits contained in *Government Auditing Standards*, issued by the Comptroller General of the United States. Those standards require that we plan and perform the audit to obtain reasonable assurance about whether the financial statements are free from material misstatement.

An audit involves performing procedures to obtain audit evidence about the amounts and disclosures in the financial statements. The procedures selected depend on the auditors' judgment, including the assessment of the risks of material misstatement of the financial statements, whether due to fraud or error. In making those risk assessments, the auditor considers internal control relevant to the entity's preparation and fair presentation of the financial statements in order to design audit procedures that are appropriate in the circumstances, but not for the purpose of expressing an opinion on the effectiveness of the entity's internal control. Accordingly, we express no such opinion. An audit also includes evaluating the appropriateness of accounting policies used and the reasonableness of significant accounting estimates made by management, as well as evaluating the overall presentation of the financial statements.

We believe that the audit evidence we have obtained is sufficient and appropriate to provide a basis for our audit opinions.

**Opinions**

In our opinion, the financial statements referred to above present fairly, in all material respects, the respective financial position of the governmental activities, the business-type activities, each major fund, and the aggregate remaining fund information of Adams County, Colorado, as of December 31, 2015, and the respective changes in financial position and, where applicable, cash flows thereof for the year then ended in accordance with accounting principles generally accepted in the United States of America.

**Emphasis of a Matter**

As discussed in Notes 13 and 14 to the financial statements, Adams County, Colorado implemented the provisions of Governmental Accounting Standards Board (GASB) Statement No. 68 – *Accounting and Financial Reporting for Pensions – an amendment of GASB Statement No. 27* and Statement No. 71 – *Pension Transition for Contributions Made Subsequent to the Measurement Date – an amendment of GASB Statement 68*, for the year ended December 31, 2015. As a result of the implementation of these standards, Adams County, Colorado’s net position as of January 1, 2015 was restated to reflect the change in accounting principle. Our opinions were not modified with respect to the restatement.

**Other Matters**

*Required Supplementary Information*

Accounting principles generally accepted in the United States of America require that the management’s discussion and analysis, budgetary comparison information, pension information and other postemployment benefits information on pages 4–20 and 70–80 be presented to supplement the basic financial statements. Such information, although not a part of the basic financial statements, is required by the Governmental Accounting Standards Board who considers it to be an essential part of financial reporting for placing the basic financial statements in an appropriate operational, economic, or historical context. We have applied certain limited procedures to the required supplementary information in accordance with auditing standards generally accepted in the United States of America, which consisted of inquiries of management about the methods of preparing the information and comparing the information for consistency with management’s responses to our inquiries, the basic financial statements, and other knowledge we obtained during our audit of the basic financial statements. We do not express an opinion or provide any assurance on the information because the limited procedures do not provide us with sufficient evidence to express an opinion or provide any assurance.

*Other Information*

Our audit was conducted for the purpose of forming opinions on the financial statements that collectively comprise the Adams County, Colorado’s basic financial statements. The supplementary statements and schedules and the local highway finance report, listed in the table of contents, are presented for purposes of additional analysis and are not a required part of the basic financial statements. The schedule of expenditures of federal awards, as required by Title 2 U.S. *Code of Federal Regulations* Part 200, *Uniform Administrative Requirements, Cost Principles, and Audit Requirements for Federal Awards* is also presented for purposes of additional analysis and is not a required part of the basic financial statements.

The supplementary statements and schedules, the local highway finance report, and the schedule of expenditures of federal awards are the responsibility of management and were derived from and relate directly to the underlying accounting and other records used to prepare the basic financial statements. Such information has been subjected to the auditing procedures applied in the audit of the basic financial statements and certain additional procedures, including comparing and reconciling such information directly to the underlying accounting and other records used to prepare the basic financial statements or to the basic financial statements themselves, and other additional procedures in accordance with auditing standards generally accepted in the United States of America. In our opinion, the information is fairly stated, in all material respects, in relation to the basic financial statements as a whole.

The introductory section and statistical section listed in the table of contents have not been subjected to the auditing procedures applied in the audit of the basic financial statements, and accordingly, we do not express an opinion or provide any assurance on them.

**Other Reporting Required by *Government Auditing Standards***

In accordance with *Government Auditing Standards*, we have also issued our report dated June 16, 2016, on our consideration of Adams County, Colorado's internal control over financial reporting and on our tests of its compliance with certain provisions of laws, regulations, contracts, and grant agreements and other matters. The purpose of that report is to describe the scope of our testing of internal control over financial reporting and compliance and the result of that testing, and not to provide an opinion on internal control over financial reporting or on compliance. That report is an integral part of an audit performed in accordance with *Government Auditing Standards* in considering Adams County, Colorado's internal control over financial reporting and compliance.



**CliftonLarsonAllen LLP**

Greenwood Village, Colorado  
June 16, 2016

This Page Intentionally Left Blank.





# MANAGEMENT'S DISCUSSION AND ANALYSIS

---

Management's Discussion and Analysis for Adams County (hereafter referred to as the County) offers readers a narrative overview and analysis of the County's financial activities for the fiscal year ended December 31, 2015. Readers are encouraged to consider the information presented here in conjunction with the additional information furnished in the letter of transmittal, financial statements, and notes to the basic financial statements.

## FINANCIAL HIGHLIGHTS

---

- The County's assets and deferred outflows exceeded liabilities and deferred inflows at the close of 2015 by \$722,950,236. Of this amount, \$14,927,108 is unrestricted and available to meet the County's ongoing obligations to citizens and creditors.
- Net position decreased by \$130,787,770 in 2015 as restated compared to 2014 before restatement. The restatement resulted from the implementation of GASB 68, which changes the way governments records pension liabilities on the government-wide financial statements. When factoring in the restatement of the net position for 2014 and comparing the ending net position for 2015, the County's net position increased by \$11,676,506 primarily due to higher general revenues.
- As of the end of 2015, the County's governmental funds recorded an increase in fund balance of \$77,052,172 compared to the prior year.
- Total fund balance in the General Fund, the chief operating fund of the County, decreased in 2015 by \$7,803,019 to \$106,789,671. The decrease in fund balance is partially due to lower interest earnings revenues in 2015 and increases in interest expenditures related to the advance refunding of the 2009 COP transaction. The Series 2015 COP advance refunded the County's 2009 COPs and included new money for the acquisition, design, remodel and expansion of the Human Services Building.

## OVERVIEW OF THE FINANCIAL STATEMENTS

---

This discussion and analysis is intended to serve as an introduction to the County's basic financial statements. The basic financial statements are comprised of three components: 1) government-wide financial statements, 2) fund financial statements, and 3) notes to the basic financial statements. Additionally, this report contains other supplementary information that supports the basic financial statements.

**Government-wide financial statements.** The government-wide financial statements are designed to provide readers with a broad overview of the County's finances. These statements are prepared in a manner similar to that of a private-sector business using the accrual basis of accounting and economic resources measurement focus.

The Statement of Net Position presents information on all of the County's assets, deferred outflows, liabilities, and deferred inflows. The difference is reported as net position. Over time, trend analysis relating to the increases and decreases in net position may serve as a useful indicator of whether the financial position of the County is improving or deteriorating.

The Statement of Activities presents information that shows how the County's net position changed during the most recent fiscal year. All changes in net position are reported as soon as the underlying event giving rise to the change occurs, regardless of the timing of the related cash flows. Thus, revenues and expenses are reported in this statement for some items that will only result in cash flows in future fiscal periods.

The government-wide financial statements clearly distinguish governmental activities from business-type activity. Governmental activities can be described as County functions that are principally supported by taxes and intergovernmental revenues. The governmental activities of the County include general government, public safety, County funded human services, transportation, culture and recreation, health and welfare, urban housing and redevelopment, conservation of natural resources, and economic opportunity. In contrast, business-type activities are functions that are intended to recover all or a significant portion of their costs through user fees or charges. The business-type activities of the County are the operation of the Riverdale Golf Courses, a Stormwater Utility, the Front Range Airport and the Water and Wastewater treatment plant that serves the Front Range Airport.

The government-wide financial statements encompass not only the financial activities of the County (also referred to as the primary government), but also the financial activity of the legally separate Adams County Building Authority. The Adams County Building Authority is legally separate from the County and functions as part of the County's operations and has been included as a blended component of the primary government, though there is no current financial activity for this entity for 2015.

The government-wide financial statements can be found on pages 22-23 of this report.

**Fund financial statements.** A fund is a grouping of related accounts that is used to maintain control over resources that have been segregated for specific activities or objectives. The County, like other state and local governments, uses fund accounting to assure and demonstrate compliance with legal requirements. The funds of the County can be divided into three categories: governmental funds, proprietary funds, and fiduciary funds.

**Governmental funds.** Governmental funds account for the same functions reported as governmental activities in the government-wide financial statements. However, unlike the government-wide financial statements, the governmental fund financial statements follow the modified accrual basis of accounting and the current financial resources measurement focus to report the financial activities of the County's funds.

Because the focus of governmental funds is narrower than that of the government-wide financial statements, it is useful to compare the information presented for governmental funds with similar information presented for governmental activities in the government-wide financial statements. By doing so, readers may better understand the long-term impact of the County's near-term financing decisions. The Governmental Funds Balance Sheet provides reconciliation to the net position of governmental activities, and the Governmental Funds Statement of Activities provides a reconciliation to the change in net position of governmental activities.

The County maintained 14 individual governmental funds in 2015. Information is presented separately in the governmental funds balance sheet and in the governmental funds statement of revenues, expenditures, and changes in fund balances for the General Fund, Road and Bridge Fund, Social Services Fund, and Capital Facilities Fund all of which are considered to be major funds. Data from the other 10 non-major governmental funds are combined into a single, aggregated column called "Other Governmental Funds." Individual fund data for each of these non-major governmental funds are provided in the form of combining statements.

The basic governmental funds financial statements can be found beginning on page 24 of this report.

**Proprietary funds.** The County maintains two types of proprietary funds. Enterprise funds are used to report the same functions presented as business-type activity in the government-wide financial statements. The County uses enterprise funds to account for the operation of the two Riverdale Golf Courses, the Stormwater Utility, the Front Range Airport and the Water and Wastewater Fund that serves the Front Range Airport customers and operations. Internal service funds accumulate and allocate costs internally among the County's various functions. The County uses internal service funds to account for its equipment services (fleet) program and its insurance programs. The County's internal service funds provide services for the governmental functions rather than business-type functions. They have been included as a part of the governmental activities presentation in the government-wide financial statements.

Proprietary funds provide the same business-like type of information as the government-wide financial statements, only in greater detail. The Front Range Airport Fund is presented as a major enterprise fund and the Golf Course Fund, Stormwater Utility Fund and the Water and Wastewater treatment plant are combined into a single presentation for the enterprise fund presentation in the financial statements. Similarly, both of our internal service funds are aggregated into a single presentation in the proprietary fund financial statements. Fund data for these two fund types are provided in the form of combining statements. The basic proprietary fund financial statements can be found on pages 27-29 of this report.

**Fiduciary funds.** Fiduciary funds are used to account for resources held for the benefit of parties separate from the County. Fiduciary funds are not reflected in the government-wide financial statements because resources in those funds are not available to support the County's programs. The accounting used for fiduciary funds is much like that of proprietary funds. The County reports the Treasurer's Agency Fund, Clerk and Recorder's Agency Fund, Public Trustee's Agency Fund and the Sheriff's Inmate Trust Agency Fund as fiduciary funds. The basic fiduciary funds statement is found on page 30 of this report.

**Notes to the basic financial statements.** The notes to the basic financial statements provide additional information that is essential for a full understanding of the data provided in the government-wide and fund financial statements. The notes to the basic financial statements can be found on pages 31-69 of this report.

**Other information.** In addition to the basic financial statements and accompanying notes, this report also presents required supplementary information, as well as combining and individual fund statements and schedules that can be found on pages 70-112. Details of the original budgets, final budgets, and actual amounts are found in this section.

## GOVERNMENT-WIDE FINANCIAL ANALYSIS

---

As noted earlier, trends in net position may, over time, serve as a useful indicator of a government's financial position. The County's assets and deferred outflows of resources exceeded its liabilities and deferred inflows of resources by \$722,950,236 at the close of 2015. The financial condition of the County remains healthy.

Over eighty-nine percent of the County's net position or \$650,292,090, reflects the investment in capital assets (e.g., land, buildings, machinery, equipment and software) less any related outstanding debt used to acquire those assets. The County uses these capital assets to provide services to citizens. Consequently, these assets are not available for future spending. Although the County's investment in capital assets is reported net of related debt, resources needed to repay such debt must normally be provided from other sources, since the capital assets themselves generally cannot be used to liquidate these liabilities.

An additional portion of the County's net position, \$57,731,038, represents resources that are subject to external restrictions on their use. For more information on the net position restriction, please see Note 1-D.4 in the notes to the basic financial statements. The remaining balance of unrestricted net position, \$7,883,473 in the governmental activities and \$7,043,635 in the business type activities may be used to meet the County's ongoing obligations to citizens and creditors.

The County experienced a decrease in net position for the government as a whole. For governmental activities the amount was \$129,596,950 and \$1,190,820 for business-type activities. The respective changes are due to the net pension liability as a result of the County's implementation of GASB 68. When factoring in the 2014 restatement of net position on a government-wide basis due to the implementation of GASB 68, the County's net position increased by \$11,676,506.

**Adams County Net Position**

	Governmental Activities		Business-Type Activities		Total	
	2015	2014	2015	2014	2015	2014
Current and Other Assets	\$ 492,151,021	\$ 399,674,654	\$ 8,720,144	\$ 6,980,868	\$ 500,871,165	\$ 406,655,522
Capital Assets	723,268,973	721,108,692	39,060,150	41,161,741	762,329,123	762,270,433
Total Assets	1,215,419,994	1,120,783,346	47,780,294	48,142,609	1,263,200,288	1,168,925,955
Deferred Outflows of Resources						
Loss on Refunding	9,498,456	-	-	-	9,498,456	-
Pension Deferrals	10,123,596	-	83,559	-	10,207,155	-
Total Deferred Outflows of Resources	19,622,052	-	83,559	-	19,705,611	-
Long-term Liabilities Outstanding	235,797,919	161,607,637	204,868	403,771	236,002,787	162,011,408
Net Pension Liability	155,063,259	-	1,323,450	-	156,386,709	-
Other Liabilities	26,524,607	26,147,982	509,648	725,954	27,034,255	26,873,936
Total Liabilities	417,385,785	187,755,619	2,037,966	1,129,725	419,423,751	188,885,344
Deferred Inflows of Resources						
Unearned Revenue	140,384,080	126,181,951	124,477	-	140,508,557	126,181,951
Pension Deferrals	23,355	-	-	120,654	23,355	120,654
Total Deferred Inflows of Resources	140,407,435	126,181,951	124,477	120,654	140,531,912	126,302,605
Net Position:						
Net Investment in Capital Assets	611,634,315	606,202,634	38,657,775	40,564,861	650,292,090	646,767,495
Restricted	57,731,038	60,449,728	-	-	57,731,038	60,449,728
Unrestricted	7,883,473	140,193,414	7,043,635	6,327,369	14,927,108	146,520,783
Total Net Position	\$ 677,248,826	\$ 806,845,776	\$ 45,701,410	\$ 46,892,230	\$ 722,950,236	\$ 853,738,006

Note: For this presentation, the 2014 activities do not show restated amounts to reconcile to the previous CAFR. To see the restated amounts please review the Statement of Activities presentation in the Government Wide Financial Statements and Note 13 in the Notes to the Basic Financial Statements.

**Adams County Change in Net Position**

	Governmental Activities		Business-Type Activities		Total	
	2015	2014	2015	2014	2015	2014
<b>Revenues:</b>						
Program Revenues:						
Fines and Charges for Services	\$ 30,199,494	\$ 29,240,091	\$ 7,555,037	\$ 9,051,741	\$ 37,754,531	\$ 38,291,832
Operating Grants and Contributions	118,898,343	195,508,310	-	-	118,898,343	195,508,310
Capital Grants and Contributions	6,501,815	9,364,501	15,152	3,148,166	6,516,967	12,512,667
General Revenues:						
Property Taxes	125,418,357	123,964,311	-	-	125,418,357	123,964,311
Sales Taxes	44,587,612	41,115,244	-	-	44,587,612	41,115,244
Specific Ownership Taxes	11,293,887	10,135,792	-	-	11,293,887	10,135,792
All Other Taxes	1,152,515	765,698	-	-	1,152,515	765,698
Unrestricted Investment Earnings	2,362,975	3,180,819	1,669	1,718	2,364,644	3,182,537
Miscellaneous	4,944,611	4,662,443	23,397	79,811	4,968,008	4,742,254
<b>Total Revenues</b>	<b>345,359,609</b>	<b>417,937,209</b>	<b>7,595,255</b>	<b>12,281,436</b>	<b>352,954,864</b>	<b>430,218,645</b>
<b>Expenses:</b>						
General Government	73,098,284	67,645,619	-	-	73,098,284	67,645,619
Public Safety	79,524,881	77,728,278	-	-	79,524,881	77,728,278
County Funded Human Services	3,711,537	3,688,208	-	-	3,711,537	3,688,208
Transportation	42,408,743	38,966,452	-	-	42,408,743	38,966,452
Culture and Recreation	4,675,334	4,340,240	-	-	4,675,334	4,340,240
Health and Welfare	101,782,532	182,252,125	-	-	101,782,532	182,252,125
Urban Housing and Redevelopment	4,779,334	2,974,908	-	-	4,779,334	2,974,908
Conservation of Natural Resources	11,553,512	11,556,202	-	-	11,553,512	11,556,202
Economic Opportunity	5,827,958	5,646,147	-	-	5,827,958	5,646,147
Interest Expense	5,811,454	6,322,611	-	-	5,811,454	6,322,611
Golf Course	-	-	3,135,064	2,868,095	3,135,064	2,868,095
Stormwater	-	-	725,460	259,467	725,460	259,467
Front Range Airport	-	-	4,063,690	4,272,009	4,063,690	4,272,009
Water and Wastewater Treatment Plant	-	-	180,575	210,099	180,575	210,099
<b>Total Expenses</b>	<b>333,173,569</b>	<b>401,120,790</b>	<b>8,104,789</b>	<b>7,609,670</b>	<b>341,278,358</b>	<b>408,730,460</b>
Increase in Net Position Before Transfers	12,186,040	16,816,419	(509,534)	4,671,766	11,676,506	21,488,185
Transfers	(524,125)	(662,685)	524,125	662,685	-	-
<b>Change in Net Position</b>	<b>11,661,915</b>	<b>16,153,734</b>	<b>14,591</b>	<b>5,334,451</b>	<b>11,676,506</b>	<b>21,488,185</b>
Net Position - Beginning (Restated)^	665,586,911	790,692,042	45,686,819	41,557,779	711,273,730	832,249,821
<b>Net Position - Ending</b>	<b>\$ 677,248,826</b>	<b>\$ 806,845,776</b>	<b>\$ 45,701,410</b>	<b>\$ 46,892,230</b>	<b>\$ 722,950,236</b>	<b>\$ 853,738,006</b>

^Net Position - Beginning reflects changes resulting from the implementation of GASB 68

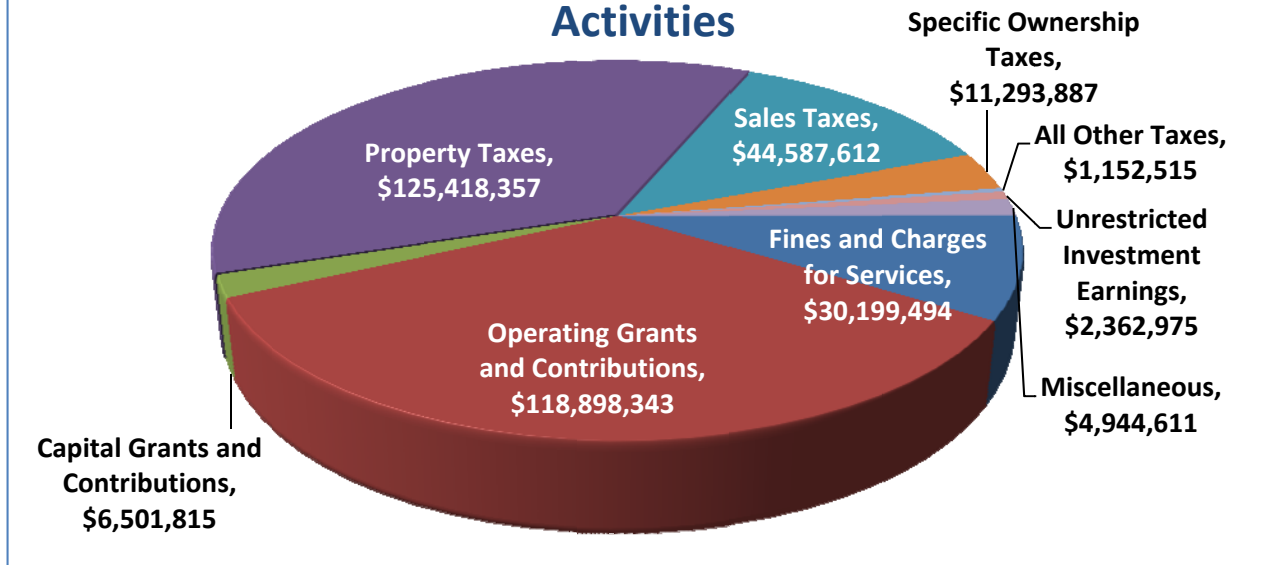
**Governmental activities.** Governmental activities resulted in a County net position increase of \$11,661,915 in 2015. Key elements are as follows:

**REVENUES**

- Overall revenues from the fines and charges for services category increased slightly by \$959,403 in 2015 to \$30.2 million due to higher economically driven activities with building permit revenues being the primary driver of the increase. These fees were up 55.6% or \$887,339. Many smaller items contributed to the remainder of the overall increase.

- Revenue from operating grants and contributions decreased by \$76.6 million in 2015. The decrease in operating grants and contributions is primarily related to the County changing the way it accounts for food assistance electronic benefit transfer payments in the social services fund. Since these payments are 100% paid by the Federal Government to eligible clients, there are no direct County expenditures dollars. The amount of food assistance payments for 2015 totaled \$82 million. The overall decrease in operating grants and contributions were partially offset by increases in operational grants in the Community Development Block Grant, Head Start, Victim Compensation programs and activities.
- Revenue from capital grants were lower by nearly \$2.9 million as the value of streets accepted by the County as developments occur and the County takes over ownership of those public improvements decreased compared to the previous year. Developers are required to meet County standards before acceptance occurs. The County continued to receive \$2.5 million in funding from Union Pacific to pay for the cost of work on the Pecos Street Grade Separation Project.
- Property tax revenue, accounting for 36.3% of the County's total revenues, increased by nearly \$1.5 million or 1.2% primarily due to abatement recovery and new construction. The increase is related to a sustained turn-around in the economy after several years of declining values and stagnant construction.
- Revenue from sales taxes continued to grow strongly in 2015. The overall increase represented a nearly \$3.5 million or an 8.5% increase over the previous year. Sales taxes have experienced very strong growth as the economy in Adams County has improved. The higher revenues are driven by population increases, rising incomes and more local retail activity in the County.
- Revenue from specific ownership taxes continue to grow as a result of a higher quantity and stronger vehicle values and sales in the County. Specific ownership taxes grew by nearly \$1.2 million or 11.4% in 2015 compared to 2014.
- Revenue from the all other taxes category is made up of cigarette, severance and retail marijuana sales taxes represents a \$386,817 or 50.5% increase. The increase is almost entirely related to the addition of the County's 3% retail marijuana sales tax that became effective on July 1, 2015. The remainder of the growth is due to higher severance taxes due to higher petroleum extraction activity in the area and related distributions of those taxes from the State of Colorado.
- Revenue from investment earnings decreased by \$817,844 or 25.7% in 2015 compared to 2014. The markets continue to be volatile and the interest rate market has been suppressed. This value reflects the investment earnings considering adjustments for the fair market value of the idle funds holdings of the County.
- Miscellaneous income which includes rents, were up \$282,168 or 6.1% compared to 2014. The increase is due to the reimbursement of certain expenditures related to an outstanding building lawsuit.

## 2015 Revenue by Source - Governmental Activities

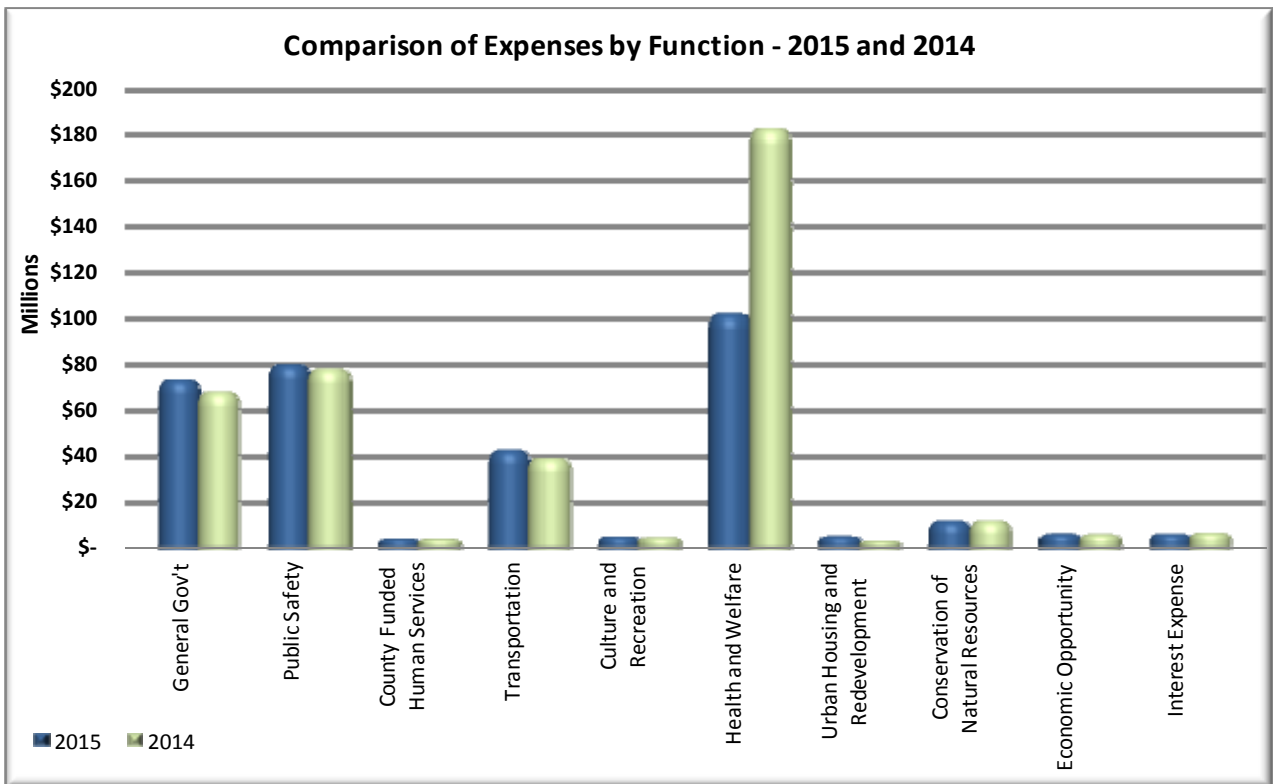


### EXPENSES

- Expenses for all governmental activities in 2015 totaled \$333,173,569, which represents a decrease of 16.9% under 2014. The largest component of the decrease is due to the accounting change related to the booking of food assistance payment in the Social Services Fund. The County also no longer books the matching food assistance revenues resulting in a net-zero impact to fund balances and net positions. The overall decline in governmental activities is partially offset by increases in general government and public safety related expenses.
- General government expenses increased by \$5,452,665 or 8.1%. A large part of the increase in this activity is due to increased personnel costs due to new positions and the higher cost of salaries and benefits. With the organizational changes occurring at the County, several positions have been added which are directly related to the general government area of the County budget. Additional items include higher insurance costs, higher pass through grants including a project for Mapleton School District and the Victim Compensation grant.
- Transportation experienced increased expense activities by \$3,442,291 or 8.8% due to more road maintenance work and higher investments in road and bridges compared to previous years. The County contributed \$500,000 for the I-25 Managed Lanes project, a \$1.8 million contribution to the City of Westminster for the design and construction of the Creekside Drive project and a contribution to the Colorado Department of Transportation for the State Highway 44 (also known as 104<sup>th</sup> Avenue) bridge project. The County invested over \$5 million in street resurfacing, crack sealing and other important maintenance activities to provide quality streets in the unincorporated area of Adams County.
- Expenses in the Health and Welfare category decreased by \$80,469,593 or 44.2% to \$101,782,532 in 2015 due to changes in the recording method of food assistance electronic benefits payments. Recording these transactions on the County's financial statements are not necessary as these transaction are directly paid to clients by the Federal Government. The decision to change also helps the County match how other counties present expense data on their financial statements. This accounting change makes up for nearly all of the variance between 2014 and 2015. The decline in

expenses were partially offset by increases related to the County’s pay plan and changes in FTE counts to provide service.

- A \$1,796,603 or 2.3% increase in the Public Safety function expenses can be attributed to personnel costs including salary increases and new positions approved for 2015. Service contracts primarily in Community Corrections and various maintenance contracts throughout the County also contributed to the increase.
- Interest expense decreased \$511,157 between 2015 and 2014. This is due to lower principal balances upon which interest is charged. The County continued to make interest payments on its certificates of participation and lease purchase agreements for the 2008, 2009, 2010 and 2014 financing transactions. The 2009 transaction was advance refunded at the end of 2015 after the current year lease payments were made. For more information on the County’s certificates of participation and lease purchase agreements, see Note 4.D2 page 51 in the notes to the basic financial statements.



**Business-type activity.** The net position for the County’s business-type activities (the Riverdale Golf Courses, Stormwater Utility, Front Range Airport and the Water and Wastewater treatment plant) increased by \$14,591 or 0.03%. The increase is due to slightly higher transfer activity. The ending net position for the Front Range Airport and the combined non-major enterprise funds are \$28,613,932 and \$17,087,478 respectively.



2015 Business-type activity revenues totaling \$7,595,255 reflects a decrease of \$4,686,181 or 38.2% under 2014. Revenue from capital grants declined by \$3,133,014 or 99.5%. The decrease is due to the Front Range Airport not receiving as many capital grants as it did in the previous year. The County's airport received significant Federal Aviation Administration (FAA) and State grants related to the rehabilitation of the Runway A capital improvement project last year. The overall decrease was additionally impacted by lower rents at the airport and lower fuel revenue impacted by the decline in oil prices. The Golf Course received a similar amount of revenue for golf related activities. The decline in Golf Course revenues was related to an insurance recovery from losses that was paid in 2014 but not in 2015. The Stormwater Utility also had slightly more revenue in 2015 compared to 2014 due to the addition of more customers related to growth in the service area.

2015 expenses at the Riverdale Golf Courses increased \$266,969 or 9.3% compared to 2014 due to higher maintenance activity at the golf courses. Depreciation of golf course assets also contributed to the increased expense for the County's business activities.

The 2015 Stormwater Utility Fund's expenses were \$725,460. The Stormwater Utility Fund primarily expended funds for salaries. The largest change in activity comparing 2015 with 2014 was the Stormwater Utility Fund's investment in the Brantner Gulch draining project in conjunction with the Urban Drainage and Flood Control District.

The Front Range Airport's expenses were \$4,063,690. Expenses decreased in 2015 compared to 2014 primarily due to lower fuel prices purchased for sale at the airport. The total value of all fuel purchases was approximately \$300 thousand less than in the previous year.

The Water and Wastewater treatment plant's expenses were \$180,575. This operation serves the Front Range Airport. Expenses decreased in 2015 compared to 2014 mostly due to salaries which were partially offset by an increase in other professional services.

## FINANCIAL ANALYSIS OF THE GOVERNMENTAL FUNDS

---

As noted earlier, the County uses fund accounting to assure and demonstrate compliance with finance-related legal requirements.

**Governmental funds.** The focus of the County's governmental funds is to provide information on near-term inflows, outflows, and balances of spendable resources. Such information is useful in assessing the County's financing requirements. In particular, unrestricted fund balance may serve as a useful measure of a government's net resources available for spending at the end of the fiscal year.

At the end of the current fiscal year, the County reported combined ending fund balances of \$311,125,452 for its governmental funds, an increase of \$77,052,172 in comparison with the prior year. Approximately 54.1% or \$168,394,414 of the total fund balance constitutes unrestricted fund balance (committed, assigned and unassigned). The remainder of fund balance is restricted indicating that it is not available for new spending because it has been committed to external entities or contracts. For more information on the County's restrictions, commitments and assignment of fund balance please see Note 1.D.11 and Note 10 in the notes to the basic financial statements.

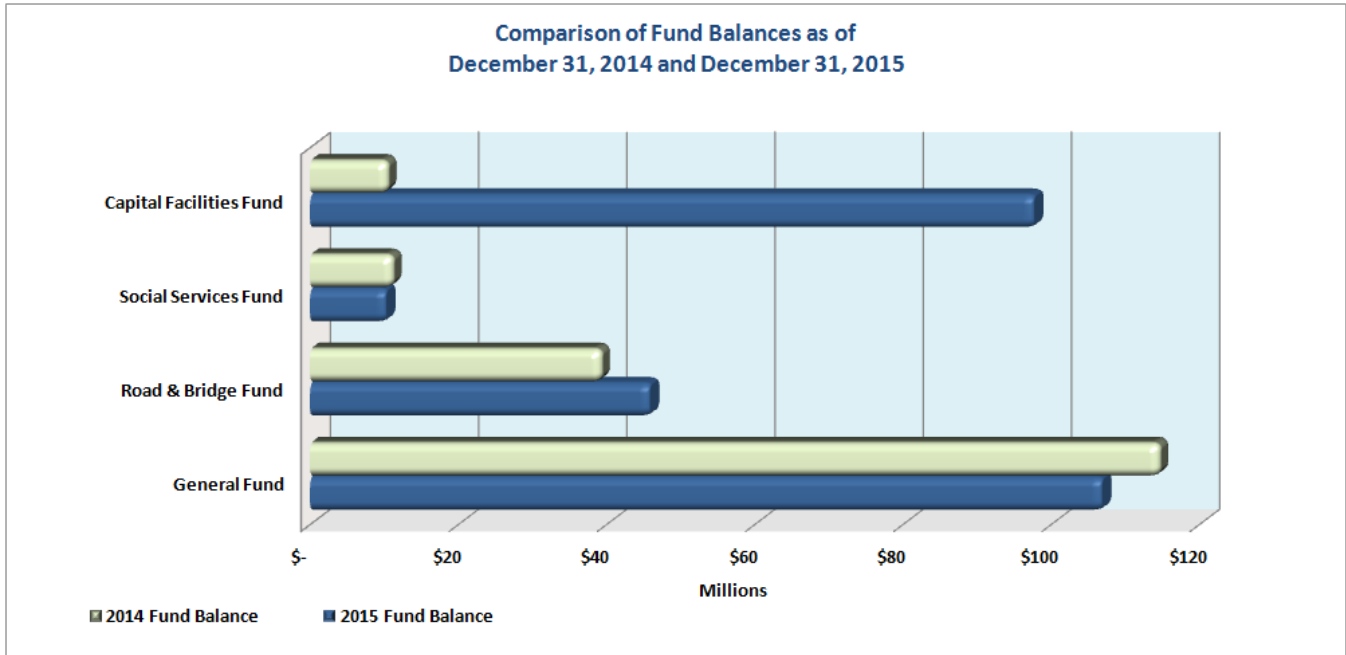
The General Fund is the chief operating fund of the County. At the end of the current fiscal year, total fund balance in the General Fund was \$106,789,671. Fund balance decreased by \$7,803,019 during the year. Key factors contributing to the change in fund balance and the changes in revenues and expenditures include:

- The overall decrease is primarily attributable to the \$163,480,000 Series 2015 Certificates of Participation (COP) transaction. This net transaction resulted in the advance refunding of \$93,315,000 in outstanding Series 2009 certificates and raised new money totaling \$82,430,000 for the design, remodel and expansion of the County's Human Services Center project at Park 1200 in Westminster. The 2009 COPs that were advance refunded included a \$10,500,000 debt reserve fund that was no longer needed with the new transaction and the debt reserve fund was used as a part of the financing structure. Its elimination was booked as interest expense. The advance refunding component of the transaction resulted in a present value savings of \$6.7 million or 7.2%. The County will realize those savings over time. Excluding the elimination of debt reserve, the general fund's fund balance would have increased by approximately \$2.7 million had this transaction not occurred. See note 4D.2 on page 51 for more details related to this transaction and the other COPs and lease financings for the County.
- Higher expenditures in the General Fund were supported by higher property taxes which increased by nearly \$1.7 million or 1.6% in 2015. The increase was primarily the result of new construction in the County.
- Revenues from building permits continued to rise as the real estate market improved. Building permit revenue increased by \$887,339 or 55.6% to nearly \$2.5 million in 2015.
- Revenue from fees collected by the Clerk & Recorder Office for real estate, vehicles and elections increased by over \$1.2 million mostly due to real estate and recording fees. These revenues are derived from recording real estate transactions which have increased as property owners purchase properties and refinance their mortgages and higher motor vehicle sales and values.
- Total expenditures in the General Fund increased by \$4.4 million, or 2.6% above 2014. The County invested in building, drainage, parks and information technology projects. The increase was also due to higher personnel costs related to the salary plan and increases in service contracts.

The fund balance of the Road and Bridge Fund at the end of 2015 is \$45,774,151. This represents an increase of \$6,518,601 above 2014. Factors contributing to this increase include:

- Total expenditures were \$5,707,478 higher in 2015 compared to 2014. Capital outlay was higher by \$2,974,289 or 110.3% in 2015 compared to 2014. Some of the road and bridge projects include; phase IV of the Washington Street project, 77<sup>th</sup> Avenue and Carol Way, Welby Road and York Street. The County also contributed \$500,000 in funds to the Colorado Department of Transportation for the I-25 Managed Lanes project, \$1,811,190 to the City of Westminster for the Creekside Drive project and \$314,737 for the State Highway 44 (104<sup>th</sup> Avenue) bridge project.
- Additionally, Road and Bridge Fund revenues were \$3,582,945 higher in 2015 compared to 2014. All three types of tax revenue (property, sales, and specific ownership) were higher in 2015 compared to 2014. Sales and specific ownership taxes increased 8.9% and 11.4% respectively. Highway Users Tax revenue was also up 5.3%.
- The Road and Bridge Fund had a carryover of \$4,968,137 in projects not completed in 2014. Remaining appropriation for projects not completed by the end of 2014 were carried over to 2015. Projects that were carried over include; Pecos Street – I-76 to 52<sup>nd</sup> Avenue, Washington Street Phase IV and the State Highway 44 (104<sup>th</sup> Avenue) Bridge project.

Total fund balance for the Social Services Fund decreased by \$950,928 to \$10,179,629 in 2015. The decrease is due to the fund’s continued experience in caseloads that produce a higher rate of expenditures than revenues from state and federal sources to support those costs. While the economy is showing clear signs of recovery in many areas, demand for social services programs are still impacted by the economic slowdown experienced several years ago. The County continues to analyze the use of fund balance to address social services needs.



The fund balance of the Capital Facilities Fund at the end of 2015 is \$97,607,136, a significant increase totaling \$87,159,509 compared to 2014. This fund accounts for the construction of facilities planned in the County and the money is generally transferred to the general fund to cover the COP payments related to the construction of these facilities.

- Total revenues in the Capital Facilities Fund were \$18,161,349 in 2015. Most of this revenue is from the sales tax designated for the construction and operation of capital facilities in the County. Sales tax revenue increased by 9.6% or nearly \$1.6 million.
- Total expenditures in the Capital Facilities Fund were \$4,129,697, which is a decrease of \$6,276,234 under 2014. In 2015, the County continued working on the investment of the new Human Services building. This building will replace the current Human Services and Children and Family Services buildings and is expected to open in 2017. The County also used capital facilities funds to construct an employee fitness center and employee clinic.

**Proprietary funds.** The County’s proprietary funds statements provide the same type of information found in the government-wide financial statements, but in more detail for the business-type activity.

Unrestricted net position in the County’s Enterprise Funds at the end of the year amounted to \$7,043,635, while the net investment in capital assets was \$38,657,775. Total unrestricted net position increased by \$716,266. Factors relating to the finances of the Front Range Airport, Water and Wastewater treatment plant, Golf Course and Stormwater Utility have been addressed in the discussion of the County’s business-type activity (pages 11 and 12).

The County's Internal Services funds' net position increased by 9.5% or \$2.3 million due to higher premiums for insurance activities current and previous years experience combined with fewer claims in the Insurance Fund and increased rental fees related to vehicle and equipment assets in the Equipment Service (Fleet) Fund.

## GENERAL FUND BUDGETARY HIGHLIGHTS

---

The final budget for revenues was \$3,857,306 or 2.6% higher than the original budget. This change was due to anticipated increases for Victim Compensation and FEMA Flood Recovery grants.

The final budget for expenditures was \$23,422,522 or 14.2% higher than the original budget. Key drivers of this change include:

- The original expenditure budget was increased by \$8,315,415 through the first budget amendment for projects that were carried over from 2014 to 2015. Projects included: the Detention Center Sewer Alignment project (\$396,950), various IT projects (\$1,605,171), transportation projects related to Clay Street Community Trail and Drainage Outfall (\$2,382,008), Lift Station Rehabilitation project at the Regional Park (\$838,299), Mann Lakes Flood Repair (\$1,132,527) and other more minor projects. These projects were budgeted but not completed in 2014. The budget was amended in 2015 to re-appropriate funds for these projects.
- The original expenditure budget was also increased by \$15,107,107 through the four non-carryover budget amendments that occurred during 2015. Major amendment items included: funding for the County share of the Clay Street Outfall and Trail project (\$461,000), Juvenile Detention Center Land (\$592,000), Interchange Design for I-25 and State Highway 7 (\$500,000), Little Dry Creek Project (\$456,611), Victim Compensation Grant (\$625,000), a pass through grant expenditure for a Mapleton School District project (\$236,500) and expenditures related to the series 2015 COP new money and advance refunding project (\$11,100,000).

Actual total general fund revenues were \$692,397 or 0.4% lower than the total final revenue budget. Several grant, fines and forfeitures and special transit revenues did not meet the levels anticipated as part of the final budget, but were mostly counteracted by revenues related to clerk and recorder, building permits and fines and forfeitures ending the year higher than anticipated.

Actual total General Fund expenditures were \$14,061,338 or 7.5% lower than the final budget. This was due to capital and other projects that were budgeted in 2015, but not completed. Other significant areas of under spending occurred in Information Technology, Sheriff Corrections, Sheriff Field and Administration, Transportation, Facilities Operations, Community Corrections and Capital Outlay. Admin/Org support overspending was due to the County budgeting operating savings that occur countywide in that single spending agency. Operating savings occurred largely through vacancy savings and projects not being completed by the end of 2015. Total general fund carryover from 2015 to 2016 was \$5,266,927, which includes capital and operating expenditures that primarily represent one-time spending for specific projects.

## CAPITAL ASSETS, CERTIFICATES OF PARTICIPATION AND LEASE PURCHASE AGREEMENTS

**Capital Assets.** The County's investment in capital assets for its governmental and business-type activities as of December 31, 2015, amounts to \$762,329,123 (net of accumulated depreciation). This investment includes land, buildings and improvements, machinery and equipment, conservation easements, water rights, infrastructure, construction in progress, and software.

The County's capital assets decreased slightly by \$58,690 in 2015. The decrease for the year was primarily related to an increase in Construction In Progress (CIP) related to the Human Services Center project. The increase in CIP is offset by the depreciation on buildings, equipment and infrastructure. In addition to the Human Services Center project, many of the County's large drainage projects and road projects remain in Construction in Progress.

The following table provides capital asset totals by category for 2015 and 2014:

	Governmental Activities		Business-Type Activities		Total	
	2015	2014	2015	2014	2015	2014
Land	\$ 59,956,721	\$ 59,976,724	\$ 10,758,911	\$ 10,758,911	\$ 70,715,632	\$ 70,735,635
Art Collection	515,014	395,014	-	-	515,014	395,014
Water Rights	711,347	711,347	-	-	711,347	711,347
Buildings and Improvements	193,737,183	201,034,819	9,457,843	9,921,980	203,195,026	210,956,799
Machinery and Equipment	11,908,526	11,923,424	1,332,378	1,640,944	13,240,904	13,564,368
Conservation Easements	26,575,630	24,486,507	-	-	26,575,630	24,486,507
Infrastructure	388,413,614	389,236,169	17,494,372	15,387,925	405,907,986	404,624,094
Construction in Progress	40,377,342	31,813,967	16,646	3,451,981	40,393,988	35,265,948
Software	1,073,596	1,530,721	-	-	1,073,596	1,530,721
<b>Total</b>	<b>\$ 723,268,973</b>	<b>\$ 721,108,692</b>	<b>\$ 39,060,150</b>	<b>\$ 41,161,741</b>	<b>\$ 762,329,123</b>	<b>\$ 762,270,433</b>

Significant capital asset events occurred during the 2015 fiscal year including the following:

- \$375,787 of road and bridge infrastructure was added to CIP. The \$2.2 for the Washington Street Phase IV project was completed in 2015 and moved from CIP to Infrastructure.
- An additional \$2.2 million was spent on drainage projects that are still in the CIP phase. The entire amount is for the Utah Junction/Clay Street Outfall project.
- Nearly \$3 million was spent on the Human Services Center. The County will continue with the construction project in 2016 with an anticipated completion date in 2017.
- The County added nearly \$5.3 million to CIP for various parks and trails improvement projects. The largest project in progress is the 88<sup>th</sup> Avenue Open Space Restoration project accounting for \$2.8 million of the total. Other projects include the South Platte River Bridge project between 108<sup>th</sup> Avenue and 120<sup>th</sup> Avenue, the trail component of the Clay Street Project.

Additional information on the County's capital assets can be found in Note 4.B in the notes to the basic financial statements.

**Certificates of Participation and Lease Purchase Agreements.** The County has entered into two separate sale-leaseback transactions for the sale and subsequent repurchase of several existing County properties and three lease-leaseback transactions. The 2009 sale leaseback was advance refunded in 2015.

The 2008 transaction resulted in the sale-leaseback of four properties: the Offices of the District Attorney Building, the Sheriff and Coroner's Headquarters, the Western Service Center, and the Development Building. This provided financing for the construction of the Justice Center Expansion and the first phase of the new Government Center.

The 2009 transaction resulted in the sale-leaseback of the Detention Facility to fund the construction of the Government Center. This transaction was advance refunded along with the new money portion in the Series 2015 COP transaction. The 2009 transaction originally matured in 2029 with interest rates ranging from 3.87% to 4.175%.

The 2010 transaction was a lease-leaseback of a portion of the County's Justice Center. This provided funding for the construction of the Government Center. The 2010 Lease matures in December 2030 with an interest rate of 4.24%

The 2014 transaction is a lease-leaseback of Adams County Service Center to provide financing for the purchase and remodel of the Western Service Center and the construction of the District Attorney Building. The 2003 transaction was current refunded in 2014. The refunding resulted in a present value savings of \$938,134 and new interest rate of 2.07% instead of the 3.5%-4.75% varying interest rate in the 2003 deal.

In 2015, the County issued \$163,480,000 in Certificates of Participation. Of this amount, \$81,050,000 was used to advance refund \$93,315,000 in outstanding COPs, which had interest rates ranging from 3.0% - 5.25%. There was also a net of \$82,430,000 for the new money component to finance the acquisition, design, remodel and expansion of the Human Services Building. The advance refunding component of the transaction resulted in a present value savings of \$6.7 million or 7.2%. The 2015 COPS mature in 2045 with interest rates ranging from 2.0% to 5.0%. Moody's and S&P rated the transaction as Aa2 and AA respectively at issuance.

At the end of the current year, the County's total certificates of participation and lease purchase agreements for county facilities totaled \$196,015,605, all of which are subject to an annual appropriation clause.

Additional information on the County's certificates of participation, lease purchase agreements, and long-term debt can be found in Note 4 .D2 and Note 4.E in the notes to the basic financial statements.

## ECONOMIC FACTORS AND NEXT YEAR'S BUDGET AND RATES

---

### **Economic Factors for Adams County**

Economic measures for Adams County are positive. Increasing population, real property construction including; new homes and additional retail establishments, have contributed to local economic growth.

- Retail sales, were up nearly 8.5% to nearly \$44.6 million in 2015 and were lifted in part by growth in Adams County's population.
- Adams County's estimated population for 2015 is estimated to be 490,066. This population forecast estimate represents a 2.03% increase over the 2014 number of 480,317. The 2016 population figure is estimated to be 500,890 representing additional growth of 2.20%.

- As Adams County's population grows we expect retail sales and real estate construction to follow.

Adams County's Assessed Valuation of properties for property tax collections is one way to measure real estate growth for the County. Valuations are driven by the values of existing properties and new construction. Increased market values lead to increased assessed values that contribute resources to the County.

- Property taxes based upon increased valuation are budgeted to increase by \$14.2 million in 2016.
- This is the result of new construction totaling \$58.6 million.
- New construction assessed in 2015 for collection in 2016 increased 7% from the previous year.
- The Adams County Assessor's Office reported that the average single family home price in Adams County was \$266,077 for the sales period of July 1, 2012 through June 30, 2014. These values were used for the 2015 assessment year for property taxes collected in 2016.
- The Assessor's Office also reported that Commercial/Industrial values increased over the past reappraisal by 7.5%.

In November 2015, the Denver Post ran a story about the U.S. Bureau of Labor Statistics' data showing that Adams County's non-farm employment increased 5.8% in March compared to the same time the previous year. That rate ranked Adams County as the second best in employment growth in the nation. The unemployment rate in the County has decreased from 5.7% in 2014 to 4.3% in 2015. The March 2016 unemployment rate has further declined on a preliminary basis to 3.7%.

### **Long-Term Financial Planning**

Foresight with fiscal discipline has brought Adams County through the historically challenging years of recession and post-recession economies. Adams County has emerged from a recession period in exceptionally good condition maintaining adequate reserves and controlling spending. As the economy improves, employees have been receiving a merit based salary plan that rewards results and keeps pay competitive in the market. The County is well positioned to help address future economic challenges should the economy not continue on the path of recovery.

A growing community necessarily drives a growing need for infrastructure capacity. Adams County continues to plan for growing transportation needs. The County will be a beneficiary of the Regional Transportation District's (RTD) FasTracks project. This project will include the building of five light rail or commuter rail lines in addition to bus rapid transit lines through the County. Several of these lines will open in 2016 with direct service and multiple stops in Adams County. By 2018, Adams County will have 18 stops serving business and residents in the community.

The 2016 Adopted Budget is \$436.2 million for all funds. This includes an operating portion of \$396.8 million and a capital improvement portion of \$37.8 million. The budget is balanced for all funds. The 2016 General Fund budget is \$169.9 million. This includes an operating portion of \$162.6 million and a capital improvement portion of \$6.9 million. A total of 16.75 new full-time equivalent positions (FTEs) are included in the budget. The property tax mill levy remains unchanged for 2016 at 26.779 mills, with an abatement levy of 0.038 for a total of 26.817 mills.

The 2016 Adopted Budget maintains our current service levels, while strategically reinvesting public monies in county infrastructure. This will ensure infrastructure is well maintained and can be used for years to come. The 2016 Adopted Budget includes a robust list of capital improvement projects (CIP) that will promote the safety of roadways, improve drainage ways, promote regional transportation priorities, and maintain/enhance building assets and open spaces. The 2016 Adopted budget includes the following item listed by County goal:

### **Education and Economic Prosperity**

- \$148,310 for two new full-time equivalent (FTE) inspector positions (Stormwater Utility Fund and Road & Bridge Fund, Business Case, on-going)
- \$66,666 for Environmental Protection Agency Brownfields Assessment Grant (General Fund, Business Case, on-going)

### **High Performing, Fiscally Sustainable Government**

- \$1,666,384 for the Presidential Election, which is partially off-set by \$325,000 in revenue (General Fund, Business Case, one-time)
- \$800,000 for voting equipment replacement (General Fund, CIP)
- \$292,360 for the biennial Pictometry Project (General Fund, CIP).
- \$274,800 for annual software maintenance contract increases (General Fund, Business Case, on-going)
- \$209,896 for three new FTEs in the District Attorney's Office (General Fund, Business Case, on-going)
- \$183,200 for Clerk & Recorder's Office projects, which are fully off-set by revenue (General Fund, CIP)
- \$179,192 for technology needs related to the employee performance management system, aerial photography, Accela licenses, and SAN storage for the District Attorney's Office (General Fund, Business Case, one-time)

### **Quality of Life**

- \$8,000,000 for court room build-out at Justice Center (Capital Facilities Fund, CIP)
- \$3,246,945 for construction mental health unit at Detention Center (General Fund, CIP); \$1,100,000 is programmed for on-going operating costs in 2017 and beyond
- \$2,950,000 for open space projects (Open Space Projects Fund, CIP)
- \$479,400 for mobile data computer replacements for patrol vehicles (General Fund, Business Case, one-time)
- \$385,131 for Jail Management System replacement (General Fund, CIP)
- \$298,267 for four new FTEs in the Sheriff's Office (General Fund, Business Case, on-going)
- \$148,480 for County Fair and Special Events, which is partially off-set by \$59,600 in revenue (General Fund, Business Case, one-time)
- \$139,317 for Sheriff's Office academy training items (General Fund, Business Case, one-time)
- \$100,000 for Clear Creek Corridor Plan (Open Space Projects Fund, Business Case, one-time)

### **Safe and Reliable Infrastructure**

- \$6,447,000 for vehicle and equipment item replacement (Fleet Management Fund, CIP)
- \$5,192,776 for road and bridge projects (Road & Bridge Fund, CIP)
- \$2,933,000 for drainage improvements and neighborhood curb and gutter work (Stormwater Utility Fund, CIP)
- \$500,000 for second half of I-25 and S.H. 7 interchange redesign (General Fund, CIP)
- \$456,611 for second of 10 payments related to Little Dry Creek drainage project (General Fund, Business Case, on-going)
- \$422,800 for technology infrastructure needs (General Fund, Business Case, on-going)
- \$400,000 for network/voice over internet protocol upgrades (General Fund, CIP)
- \$294,000 for golf course building needs and native improvements (Golf Course Fund, CIP)
- \$193,000 for United Power agreement (General Fund, Business Case, one-time)
- \$120,000 for airport operations and maintenance (Front Range Airport Fund, CIP)

### **Supportive Human Services (renamed Community Enrichment for 2016)**

- \$2,400,000 for additional human services allocation, which is fully off-set by revenue (Social Services Fund, Business Case, on-going)
- \$250,000 new Human Services Building and Western Service Center fiber (Capital Facilities Fund, CIP)



For more detail on the 2016 Annual Budget, the County's budget book can be found online at [www.adcogov.org](http://www.adcogov.org).

## REQUESTS FOR INFORMATION

---

This financial report is designed to provide a general overview of the County's finances. Questions concerning any of the information provided in this report or requests for additional information should be addressed to the Finance Director, Adams County Finance Department, 4430 South Adams County Parkway, 4<sup>th</sup> Floor, Suite C4000A, Brighton, CO 80601-8212.

This page is intentionally left blank



**ADAMS COUNTY, COLORADO**  
**STATEMENT OF NET POSITION**  
December 31, 2015

	Primary Government		
	Governmental	Business-type	Total
	Activities	Activities	
<b>ASSETS:</b>			
Cash and Investments	\$ 324,288,216	\$ 6,861,017	\$ 331,149,233
Taxes Receivables (Net of Allowance)	140,289,082	-	140,289,082
Accounts Receivables (Net of Allowance)	23,386,983	1,445,333	24,832,316
Notes Receivables (Net of Allowance)	3,788,514	-	3,788,514
Insurance Retainer	360,000	-	360,000
Internal Balances	(280,691)	280,691	-
Inventory	84,416	133,103	217,519
Prepays	234,501	-	234,501
Capital Assets (Net of Accumulated Depreciation):			
Land	59,956,721	10,758,911	70,715,632
Art Collection	515,014	-	515,014
Water Rights	711,347	-	711,347
Buildings and Improvements	193,737,183	9,457,843	203,195,026
Machinery and Equipment	11,908,526	1,332,378	13,240,904
Conservation Easements	26,575,630	-	26,575,630
Infrastructure	388,413,614	17,494,372	405,907,986
Construction in Progress	40,377,342	16,646	40,393,988
Software	1,073,596	-	1,073,596
Total Assets	<u>1,215,419,994</u>	<u>47,780,294</u>	<u>1,263,200,288</u>
<b>DEFERRED OUTFLOWS OF RESOURCES:</b>			
Loss on Refunding	9,498,456	-	9,498,456
Pension Deferrals	10,123,596	83,559	10,207,155
Total Deferred Outflows of Resources	<u>19,622,052</u>	<u>83,559</u>	<u>19,705,611</u>
<b>LIABILITIES:</b>			
Accounts and Retainage Payable	14,241,792	163,289	14,405,081
Accrued Interest Payable	385,388	5,078	390,466
Deposits Payable	9,725	34,952	44,677
Noncurrent Liabilities:			
Due Within One Year	11,887,702	306,329	12,194,031
Due In More Than One Year	235,797,919	204,868	236,002,787
Net Pension Liability	155,063,259	1,323,450	156,386,709
Total Liabilities	<u>417,385,785</u>	<u>2,037,966</u>	<u>419,423,751</u>
<b>DEFERRED INFLOWS OF RESOURCES:</b>			
Unearned Revenue	140,384,080	124,477	140,508,557
Pension Deferrals	23,355	-	23,355
Total Deferred Inflows of Resources	<u>140,407,435</u>	<u>124,477</u>	<u>140,531,912</u>
<b>NET POSITION:</b>			
Net Investment in Capital Assets	611,634,315	38,657,775	650,292,090
Restricted for:			
TABOR	5,863,365	-	5,863,365
Health & Welfare	3,901,032	-	3,901,032
Conservation Trust	1,592,512	-	1,592,512
Hazardous Waste	2,610,335	-	2,610,335
Open Space Grants	35,556,361	-	35,556,361
DIA Noise Mitigation	1,353,569	-	1,353,569
Grant Programs	5,335,891	-	5,335,891
Other	1,517,973	-	1,517,973
Unrestricted	7,883,473	7,043,635	14,927,108
Total Net Position	<u>\$ 677,248,826</u>	<u>\$ 45,701,410</u>	<u>\$ 722,950,236</u>

The notes to the basic financial statements are an integral part of this statement.

**ADAMS COUNTY, COLORADO**  
**STATEMENT OF ACTIVITIES**  
For the Year Ended December 31, 2015

FUNCTIONS/PROGRAMS	Program Revenues				Net (Expenses) Revenues and Changes in Net Position		
	Expenses	Fines and	Operating	Capital Grants	Primary Government		
		Charges for	Grants and	and	Governmental	Business-type	Total
	Services	Contributions	Contributions	Activities	Activities		
<b>Primary Government:</b>							
Governmental Activities:							
General Government	\$ 73,098,284	\$ 20,072,126	\$ 3,282,826	\$ 80,447	\$ (49,662,885)	\$ -	\$ (49,662,885)
Public Safety	79,524,881	4,906,505	7,128,530	-	(67,489,846)	-	(67,489,846)
County Funded Human Services	3,711,537	-	-	-	(3,711,537)	-	(3,711,537)
Transportation	42,408,743	4,233,336	8,831,432	4,336,375	(25,007,600)	-	(25,007,600)
Culture and Recreation	4,675,334	935,459	-	-	(3,739,875)	-	(3,739,875)
Health and Welfare	101,782,532	-	87,761,046	-	(14,021,486)	-	(14,021,486)
Urban Housing and Redevelopment	4,779,334	-	5,174,319	-	394,985	-	394,985
Conservation of Natural Resources	11,553,512	52,068	1,402,682	2,084,993	(8,013,769)	-	(8,013,769)
Economic Opportunity	5,827,958	-	5,317,508	-	(510,450)	-	(510,450)
Interest Expense	5,811,454	-	-	-	(5,811,454)	-	(5,811,454)
Total Governmental Activities	<u>333,173,569</u>	<u>30,199,494</u>	<u>118,898,343</u>	<u>6,501,815</u>	<u>(177,573,917)</u>	<u>-</u>	<u>(177,573,917)</u>
Business-type Activities:							
Golf Course	3,135,064	2,987,932	-	-	-	(147,132)	(147,132)
Storm Water	725,460	2,327,410	-	-	-	1,601,950	1,601,950
Front Range Airport	4,063,690	2,218,431	-	15,152	-	(1,830,107)	(1,830,107)
Water and Wastewater	180,575	21,264	-	-	-	(159,311)	(159,311)
Total Business-type Activities	<u>8,104,789</u>	<u>7,555,037</u>	<u>-</u>	<u>15,152</u>	<u>-</u>	<u>(534,600)</u>	<u>(534,600)</u>
Total Primary Government	<u>\$ 341,278,358</u>	<u>\$ 37,754,531</u>	<u>\$ 118,898,343</u>	<u>\$ 6,516,967</u>	<u>(177,573,917)</u>	<u>(534,600)</u>	<u>(178,108,517)</u>
General Revenues:							
Property Taxes					\$ 125,418,357	\$ -	\$ 125,418,357
Sales Taxes					44,587,612	-	44,587,612
Specific Ownership Tax					11,293,887	-	11,293,887
Other Taxes					1,152,515	-	1,152,515
Unrestricted Investment Earnings					2,362,975	1,669	2,364,644
Miscellaneous					4,944,611	23,397	4,968,008
Transfers					(524,125)	524,125	-
Total General Revenues and Transfers					<u>189,235,832</u>	<u>549,191</u>	<u>189,785,023</u>
Change in Net Position					11,661,915	14,591	11,676,506
Net Position-Beginning, restated					<u>665,586,911</u>	<u>45,686,819</u>	<u>711,273,730</u>
Net Position-Ending					<u>\$ 677,248,826</u>	<u>\$ 45,701,410</u>	<u>\$ 722,950,236</u>

The notes to the basic financial statements are an integral part of this statement.



**ADAMS COUNTY, COLORADO**  
**BALANCE SHEET**  
**GOVERNMENTAL FUNDS**  
**December 31, 2015**

	<u>General Fund</u>	<u>Road and Bridge Fund</u>	<u>Social Services Fund</u>	<u>Capital Facilities Fund</u>	<u>Other Governmental Funds</u>	<u>Total Governmental Funds</u>
<b>ASSETS:</b>						
Cash and Investments	\$ 109,072,739	\$ 45,347,144	\$ 3,062,846	\$ 96,581,353	\$ 44,693,896	\$ 298,757,978
Receivables						
Taxes	119,835,520	6,800,417	12,308,755	-	1,344,390	140,289,082
Accounts	1,263,532	2,892,429	8,421,899	3,184,247	7,381,359	23,143,466
Notes	-	-	-	-	3,788,514	3,788,514
Interfund Receivable	2,648,986	-	1,731	-	205	2,650,922
Total Assets	<u>\$ 232,820,777</u>	<u>\$ 55,039,990</u>	<u>\$ 23,795,231</u>	<u>\$ 99,765,600</u>	<u>\$ 57,208,364</u>	<u>\$ 468,629,962</u>

**LIABILITIES, DEFERRED INFLOWS OF  
RESOURCES AND FUND BALANCES:**

<b>Liabilities</b>						
Accounts Payable	\$ 3,990,686	\$ 2,347,604	\$ 1,190,196	\$ 1,470,864	\$ 3,704,569	\$ 12,703,919
Retainage Payable	93,211	117,003	-	59,241	-	269,455
Interfund Payable	2,111,689	815	21,653	628,359	1,382,990	4,145,506
Deposits Payable	-	-	-	-	1,550	1,550
Total Liabilities	<u>6,195,586</u>	<u>2,465,422</u>	<u>1,211,849</u>	<u>2,158,464</u>	<u>5,089,109</u>	<u>17,120,430</u>
<b>Deferred Inflows of Resources:</b>						
Unearned Property Tax Revenues	119,835,520	6,800,417	12,308,755	-	1,344,390	140,289,082
Unearned Diversion Revenues	-	-	94,998	-	-	94,998
Total Deferred Inflows of Resources	<u>119,835,520</u>	<u>6,800,417</u>	<u>12,403,753</u>	<u>-</u>	<u>1,344,390</u>	<u>140,384,080</u>
<b>Fund Balances</b>						
Restricted	7,381,338	-	3,901,032	85,000,000	46,672,379	142,954,749
Committed	40,917,077	-	-	-	-	40,917,077
Assigned	314,959	45,774,151	6,278,597	12,607,136	4,326,197	69,301,040
Unassigned	58,176,297	-	-	-	(223,711)	57,952,586
Total Fund Balance	<u>106,789,671</u>	<u>45,774,151</u>	<u>10,179,629</u>	<u>97,607,136</u>	<u>50,774,865</u>	<u>311,125,452</u>
Total Liabilities, Deferred Inflows of Resources and Fund Balance	<u>\$ 232,820,777</u>	<u>\$ 55,039,990</u>	<u>\$ 23,795,231</u>	<u>\$ 99,765,600</u>	<u>\$ 57,208,364</u>	

Amounts reported for governmental activities in the Statement of Net Position are different because:

Capital assets used in governmental activities are not financial resources and, therefore, are not reported in the funds.	715,367,997
The deferred charge on refunding of bonds is not an available resource and, therefore is not reported in the funds.	9,498,456
Some liabilities, including net pension obligations, are not due and payable in the current period and, therefore, are not reported in the funds.	(155,063,259)
Deferred outflows and inflows of resources related to pensions are applicable to future periods and, therefore, are not reported in the funds:	
Deferred outflows of resources related to pensions.	10,123,596
Deferred inflows of resources related to pensions.	(23,355)
Internal service funds are used by management to charge the costs of equipment service and insurance claims to individual funds. The assets and liabilities of the internal service funds are included in the governmental activities in the Statement of Net Position.	27,053,588
Long-term liabilities are not due and payable in the current period and, therefore, are not reported in the funds.	(240,833,649)
Net Position of Governmental Activities	<u>\$ 677,248,826</u>

The notes to the basic financial statements are an integral part of this statement.

**ADAMS COUNTY, COLORADO**  
**STATEMENT OF REVENUES, EXPENDITURES AND CHANGES IN FUND BALANCES**  
**GOVERNMENTAL FUNDS**  
**For the Year Ended December 31, 2015**

	<u>General Fund</u>	<u>Road and Bridge Fund</u>	<u>Social Services Fund</u>	<u>Capital Facilities Fund</u>	<u>Other Governmental Funds</u>	<u>Total Governmental Funds</u>
<b>REVENUES:</b>						
Taxes	\$ 108,442,169	\$ 29,261,382	\$ 10,909,697	\$ 17,896,383	\$ 15,942,740	\$ 182,452,371
Licenses and Permits	2,563,875	187,895	-	-	-	2,751,770
Intergovernmental	10,411,356	12,035,060	83,121,266	-	15,180,770	120,748,452
Program Income	-	-	-	-	1,353,519	1,353,519
Charges for Services	25,493,878	1,563,181	-	-	390,665	27,447,724
Interest Earnings	2,201,106	2,179	-	31,441	128,249	2,362,975
Miscellaneous	4,484,409	61,747	135	233,525	164,795	4,944,611
Total Revenues	<u>153,596,793</u>	<u>43,111,444</u>	<u>94,031,098</u>	<u>18,161,349</u>	<u>33,160,738</u>	<u>342,061,422</u>
<b>EXPENDITURES:</b>						
Current Expenditures						
General Government	64,460,014	-	-	638,241	179,722	65,277,977
Transportation	2,592,190	30,923,003	-	-	-	33,515,193
Public Safety	71,797,171	-	-	-	-	71,797,171
County Funded Human Services	3,733,739	-	-	-	-	3,733,739
Health and Welfare	-	-	94,925,805	-	6,001,435	100,927,240
Culture and Recreation	3,882,084	-	-	-	-	3,882,084
Economic Opportunity	115,109	-	-	-	5,473,691	5,588,800
Urban Housing and Redevelopment	-	-	-	-	4,785,873	4,785,873
Conservation of Natural Resources	406,978	-	-	-	10,956,170	11,363,148
Debt Service						
Principal	6,899,231	-	-	-	6,200,000	13,099,231
Interest	16,396,108	-	-	-	40,486	16,436,594
Capital Outlay	3,959,681	5,669,840	56,221	3,491,456	7,386,075	20,563,273
Total Expenditures	<u>174,242,305</u>	<u>36,592,843</u>	<u>94,982,026</u>	<u>4,129,697</u>	<u>41,023,452</u>	<u>350,970,323</u>
Excess (Deficiency) of Revenues Over (Under) Expenditures	(20,645,512)	6,518,601	(950,928)	14,031,652	(7,862,714)	(8,908,901)
<b>Other Financing Sources (Uses)</b>						
Transfers In	12,707,011	-	-	-	1,010,468	13,717,479
Transfers Out	(864,125)	-	-	(12,357,734)	(1,019,745)	(14,241,604)
Loan Proceeds	81,050,000	-	-	82,430,000	-	163,480,000
Debt Premium	12,168,471	-	-	3,055,591	-	15,224,062
Payment to Refunded Bond Escrow Agent	(92,739,696)	-	-	-	-	(92,739,696)
Proceeds From Sale of Assets	520,832	-	-	-	-	520,832
Total Other Financing Sources (Uses)	<u>12,842,493</u>	<u>-</u>	<u>-</u>	<u>73,127,857</u>	<u>(9,277)</u>	<u>85,961,073</u>
Net Change in Fund Balances	(7,803,019)	6,518,601	(950,928)	87,159,509	(7,871,991)	77,052,172
<b>Fund Balances, Beginning of Year</b>	<u>114,592,690</u>	<u>39,255,550</u>	<u>11,130,557</u>	<u>10,447,627</u>	<u>58,646,856</u>	<u>234,073,280</u>
<b>Fund Balances, End of Year</b>	<u>\$ 106,789,671</u>	<u>\$ 45,774,151</u>	<u>\$ 10,179,629</u>	<u>\$ 97,607,136</u>	<u>\$ 50,774,865</u>	<u>\$ 311,125,452</u>

The notes to the basic financial statements are an integral part of this statement.



**ADAMS COUNTY, COLORADO**  
**RECONCILIATION OF THE STATEMENT OF REVENUES, EXPENDITURES AND CHANGES**  
**IN FUND BALANCES OF GOVERNMENTAL FUNDS**  
**TO THE STATEMENT OF ACTIVITIES**  
**For the Year Ended December 31, 2015**

Amounts reported for governmental activities in the Statement of Activities are different because:

Net change in fund balances - total governmental funds	\$ 77,052,172
Governmental funds report capital outlays as expenditures. However, in the Statement of Activities the cost of those assets is allocated over their estimated useful lives and reported as depreciation expense. This is the amount by which depreciation exceeds capital outlay in the current period.	(1,212,555)
The net effect of various miscellaneous transactions involving capital assets (i.e. sales, disposals, and donations) is to increase net position.	2,072,276
Some expenses reported in the Statement of Activities do not require the use of current financial resources and, therefore, are not reported as expenditures in governmental funds.	(6,221,878)
The net income in the internal service funds is reported with governmental activities.	2,337,035
Proceeds from borrowing increase the financial resources of the governmental funds but are not revenues to the government-wide financial statements.	(163,480,000)
Governmental funds report the effect of premiums, discounts, and similar items when debt is first issued, whereas these amounts are deferred and amortized in the Statement of Activities.	(15,224,062)
The payment to escrow in conjunction with the advance refunding of debt is reported as an other financing use in governmental funds, and, thus, has the effect of reducing fund balance because current financial resources have been used. However, the payment to escrow for refunded debt reduce the liabilities in the Statement of Net Position and do not result in expenses in the Statement of Activities.	92,739,696
Payment to the escrow agent made from other resources of the entity in conjunction with the advance refunding of debt are reported as expenditures in governmental funds, and, thus, have the effect of reducing fund balance because current financial resources have been used. However, the payment to escrow using other resources of the entity do not result in expenses in the Statement of Activities.	10,500,000
Governmental funds reported principal payment of certificates of participation and leases as expenditures. However, in the Statement of Activities, the costs are applied to the long-term liability accounts and therefore are not reported as expenses in governmental activities.	<u>13,099,231</u>
Change in net position of governmental activities	<u><u>\$ 11,661,915</u></u>

The notes to the basic financial statements are an integral part of this statement.

**ADAMS COUNTY, COLORADO**  
**STATEMENT OF NET POSITION**  
**PROPRIETARY FUNDS**  
**December 31, 2015**

	Business-type Activities			Governmental Activities
	Front Range Airport Fund	Other Enterprise Funds	Total Business- type Activities	Internal Service Funds
<b>ASSETS:</b>				
Current Assets				
Cash and Cash Equivalents	\$ 1,214,340	\$ 5,646,677	\$ 6,861,017	\$ 25,530,238
Accounts Receivable	313,913	1,131,420	1,445,333	243,517
Prepaid	-	-	-	234,501
Insurance Retainer	-	-	-	360,000
Interfund Receivable	1,035,026	304,125	1,339,151	1,213,902
Inventory	100,044	33,059	133,103	84,416
Total Current Assets	<u>2,663,323</u>	<u>7,115,281</u>	<u>9,778,604</u>	<u>27,666,574</u>
Capital Assets				
Land	7,162,023	3,596,888	10,758,911	-
Land Improvements	-	3,071,817	3,071,817	-
Buildings	9,185,056	6,631,273	15,816,329	-
Improvements Other than Buildings	2,854,987	1,717,609	4,572,596	338,887
Machinery and Equipment	3,208,883	2,392,754	5,601,637	26,905,011
Infrastructure	44,386,787	326,358	44,713,145	-
Construction in Progress	-	16,646	16,646	-
Accumulated Depreciation	(39,559,372)	(5,931,559)	(45,490,931)	(19,342,922)
Total Capital Assets	<u>27,238,364</u>	<u>11,821,786</u>	<u>39,060,150</u>	<u>7,900,976</u>
Total Assets	<u>29,901,687</u>	<u>18,937,067</u>	<u>48,838,754</u>	<u>35,567,550</u>
<b>DEFERRED OUTFLOWS OF RESOURCES:</b>				
Pension Deferrals	67,654	15,905	83,559	-
Total Deferred Outflows of Resources	<u>67,654</u>	<u>15,905</u>	<u>83,559</u>	<u>-</u>
<b>LIABILITIES:</b>				
Current Liabilities				
Accounts Payable	112,961	50,328	163,289	1,268,418
Accrued Interest Payable	-	5,078	5,078	-
Deposits Payable	34,952	-	34,952	8,175
Compensated Absences	102,288	5,139	107,427	190,077
Interfund Payable	-	1,058,460	1,058,460	9
Claims Payable-Current	-	-	-	3,278,482
Notes Payable-Current	-	198,902	198,902	-
Total Current Liabilities	<u>250,201</u>	<u>1,317,907</u>	<u>1,568,108</u>	<u>4,745,161</u>
Long-term Liabilities				
Claims Payable-Workers' Comp.	-	-	-	1,152,966
Claims Payable-General Liability	-	-	-	2,615,835
Notes Payable	-	204,868	204,868	-
Total Long-term Liabilities	<u>-</u>	<u>204,868</u>	<u>204,868</u>	<u>3,768,801</u>
Net Pension Liability	980,731	342,719	1,323,450	-
Total Liabilities	<u>1,230,932</u>	<u>1,865,494</u>	<u>3,096,426</u>	<u>8,513,962</u>
<b>DEFERRED INFLOWS OF RESOURCES:</b>				
Unearned Revenue	124,477	-	124,477	-
Total Deferred Inflows of Resources	<u>124,477</u>	<u>-</u>	<u>124,477</u>	<u>-</u>
<b>NET POSITION:</b>				
Net Investment in Capital Assets	27,238,364	11,419,411	38,657,775	7,900,976
Unrestricted	1,375,568	5,668,067	7,043,635	19,152,612
Total Net Position	<u>\$ 28,613,932</u>	<u>\$ 17,087,478</u>	<u>\$ 45,701,410</u>	<u>\$ 27,053,588</u>

The notes to the basic financial statements are an integral part of this statement.

**ADAMS COUNTY, COLORADO**  
**STATEMENT OF REVENUES, EXPENSES AND CHANGES IN FUND NET POSITION**  
**PROPRIETARY FUNDS**  
**For the Year Ended December 31, 2015**

	Business-type Activities			Governmental Activities
	Front Range Airport Fund	Other Enterprise Funds	Total Business- type Activities	Internal Service Funds
<b>OPERATING REVENUES:</b>				
Charges for Sales and Services				
Rental Fees	\$ 1,108,224	\$ -	\$ 1,108,224	\$ 6,188,094
Insurance Premiums-Medical/Dental	-	-	-	12,606,454
Insurance Premiums-General Liability	-	-	-	1,847,206
Insurance Premiums-Workers' Compensation	-	-	-	920,742
Insurance Premiums-Unemployment	-	-	-	150,000
Insurance Premiums-Vision	-	-	-	219,549
Insurance Premiums-Administration	-	-	-	930,715
Insurance-Recovery of Losses	-	31,603	31,603	10,455
Charges for Services and Fuel Sales	1,110,207	5,063,753	6,173,960	-
Miscellaneous	23,397	241,250	264,647	601,508
Total Operating Revenues	<u>2,241,828</u>	<u>5,336,606</u>	<u>7,578,434</u>	<u>23,474,723</u>
<b>OPERATING EXPENSES:</b>				
Salaries and Fringe Benefits	1,037,014	236,247	1,273,261	1,767,998
Pension Expense	19,834	14,646	34,480	-
Contract Labor	-	1,079,559	1,079,559	-
Insurance Claims	-	-	-	12,568,576
Insurance Premiums	3,658	73,152	76,810	2,203,254
Operating Supplies	18,774	12,376	31,150	61,058
Travel and Training	38,428	11,358	49,786	8,264
Minor Supplies and Equipment	72,777	233,848	306,625	1,823,049
Licenses and Fees	3,741	20,626	24,367	15,289
Utilities	164,971	197,635	362,606	56,389
Repairs and Maintenance	165,802	465,807	631,609	298,578
Professional Fees	138,337	368,154	506,491	333,384
Office Expense	-	42,240	42,240	-
Rental Expense	4,342	11,294	15,636	34,620
Cost of Sales	730,546	150,486	881,032	-
Other	66,921	380,915	447,836	-
Depreciation	1,600,112	727,278	2,327,390	2,131,189
Total Operating Expenses	<u>4,065,257</u>	<u>4,025,621</u>	<u>8,090,878</u>	<u>21,301,648</u>
Operating Income (Loss)	<u>(1,823,429)</u>	<u>1,310,985</u>	<u>(512,444)</u>	<u>2,173,075</u>
<b>NONOPERATING REVENUES (EXPENSES):</b>				
Interest Earnings	-	1,669	1,669	-
Interest Expense	-	(15,478)	(15,478)	-
Gain (Loss) on Sale of Capital Assets	1,567	-	1,567	163,960
Total Nonoperating Revenues (Expenses)	<u>1,567</u>	<u>(13,809)</u>	<u>(12,242)</u>	<u>163,960</u>
Income before Contributions and Transfers	<u>(1,821,862)</u>	<u>1,297,176</u>	<u>(524,686)</u>	<u>2,337,035</u>
Capital Grants and Contributions	15,152	-	15,152	-
Transfers In	560,000	304,125	864,125	-
Transfers Out	-	(340,000)	(340,000)	-
Change in Net Position	<u>(1,246,710)</u>	<u>1,261,301</u>	<u>14,591</u>	<u>2,337,035</u>
Total Net Position-Beginning, Restated	<u>29,860,642</u>	<u>15,826,177</u>	<u>45,686,819</u>	<u>24,716,553</u>
Total Net Position-Ending	<u>\$ 28,613,932</u>	<u>\$ 17,087,478</u>	<u>\$ 45,701,410</u>	<u>\$ 27,053,588</u>

The notes to the basic financial statements are an integral part of this statement.

**ADAMS COUNTY, COLORADO**  
**STATEMENT OF CASH FLOWS**  
**PROPRIETARY FUNDS**  
**For the Year Ended December 31, 2015**

	Business-type Activities			Governmental Activities
	Other			Internal Service Funds
	Front Range Airport Fund	Enterprise Funds	Total Business- type Activities	
<b>CASH FLOWS FROM OPERATING ACTIVITIES:</b>				
Cash Received from Customers	\$ 2,356,515	\$ 5,315,622	\$ 7,672,137	\$ 24,661,255
Cash Payments to Suppliers for Goods and Services	(1,664,949)	(3,036,820)	(4,701,769)	(18,250,033)
Cash Payments to Employees for Services	(1,032,465)	(237,954)	(1,270,419)	(1,786,926)
Net Cash Provided (Used) by Operating Activities	<u>(340,899)</u>	<u>2,040,848</u>	<u>1,699,949</u>	<u>4,624,296</u>
<b>CASH FLOWS FROM NONCAPITAL FINANCING ACTIVITIES:</b>				
Interfund Transfer	560,000	(78,655)	481,345	-
Net Cash Provided (Used) by Noncapital and Related Financing Activities	<u>560,000</u>	<u>(78,655)</u>	<u>481,345</u>	<u>-</u>
<b>CASH FLOWS FROM CAPITAL AND RELATED FINANCING ACTIVITIES:</b>				
Cash Received from Federal and State Grants	15,152	-	15,152	-
Acquisition/Construction of Capital Assets	(5,524)	(220,274)	(225,798)	(3,432,011)
Proceeds from Sale of Property	1,567	-	1,567	164,224
Principal Paid	-	(193,109)	(193,109)	-
Interest Paid	-	(17,906)	(17,906)	-
Net Cash Provided (Used) by Capital and Related Financing Activities	<u>11,195</u>	<u>(431,289)</u>	<u>(420,094)</u>	<u>(3,267,787)</u>
<b>CASH FLOW FROM INVESTING ACTIVITIES:</b>				
Interest Earnings	-	1,669	1,669	-
Net Cash Provided by Investing Activities	<u>-</u>	<u>1,669</u>	<u>1,669</u>	<u>-</u>
Net Increase in Cash and Cash Equivalents	230,296	1,532,573	1,762,869	1,356,509
Cash and Cash Equivalents, Beginning	<u>984,044</u>	<u>4,114,104</u>	<u>5,098,148</u>	<u>24,173,729</u>
Cash and Cash Equivalents, Ending	<u>\$ 1,214,340</u>	<u>\$ 5,646,677</u>	<u>\$ 6,861,017</u>	<u>\$ 25,530,238</u>
<b>Reconciliation of Operating Income to Net Cash Provided by Operating Activities:</b>				
Operating Income (Loss)	\$ (1,823,429)	\$ 1,310,985	\$ (512,444)	\$ 2,173,075
Adjustments to Reconcile Operating Income to Net Cash Provided (Used) by Operating Activities:				
Depreciation	1,600,112	727,278	2,327,390	2,131,189
Pension Expense	19,834	14,646	34,480	-
(Increase) Decrease in Accounts Receivable	59,678	(66,039)	(6,361)	131,343
(Increase) Decrease in Inventories	(884)	(4,349)	(5,233)	11,083
(Increase) Decrease in Interfund Receivable	50,783	45,055	95,838	1,099,249
Increase (Decrease) in Prepaids	403	-	403	4,940
Increase (Decrease) in Retainer	-	-	-	(49,000)
Increase (Decrease) in Accounts Payable	17,931	31,152	49,083	540,635
Increase (Decrease) in Retainage	(274,626)	2,104	(272,522)	-
Increase (Decrease) in Claims Payable-Current	-	-	-	(1,654,359)
Increase (Decrease) in Claims Payable-Long Term	-	-	-	260,850
Increase (Decrease) in Interfund Payable	-	(18,277)	(18,277)	9
Increase (Decrease) in Unearned Revenues	3,823	-	3,823	-
Increase (Decrease) in Accrued Vacation and Sick Leave	4,549	(1,707)	2,842	(18,928)
Increase (Decrease) in Deposits Payable	927	-	927	(5,790)
Total Adjustments	<u>1,482,530</u>	<u>729,863</u>	<u>2,212,393</u>	<u>2,451,221</u>
<b>Net Cash Provided (Used) by Operating Activities</b>	<u>\$ (340,899)</u>	<u>\$ 2,040,848</u>	<u>\$ 1,699,949</u>	<u>\$ 4,624,296</u>

The notes to the basic financial statements are an integral part of this statement.

**ADAMS COUNTY, COLORADO**  
**STATEMENT OF FIDUCIARY NET POSITION**  
**December 31, 2015**

		<u>Agency Funds</u>
<b>ASSETS:</b>		
Cash and Investments	\$	<u>17,642,137</u>
Total Assets	\$	<u><u>17,642,137</u></u>
 <b>LIABILITIES:</b>		
Due to:		
Other Governments	\$	16,481,546
Others		<u>1,160,591</u>
Total Liabilities	\$	<u><u>17,642,137</u></u>

The notes to the basic financial statements are an integral part of this statement

This Page Intentionally Left Blank.



**ADAMS COUNTY, COLORADO**  
**NOTES TO THE BASIC FINANCIAL STATEMENTS**  
**DECEMBER 31, 2015**

**CONTENTS**

---

Note 1. Summary of Significant Accounting Policies .....	34
A. Financial Reporting Entity .....	34
B. Government-wide and Fund Financial Statements .....	34
C. Measurement Focus, Basis of Accounting, and Financial Statement Presentation .....	35
D. Assets, Liabilities, Net Position or Fund Balance .....	37
1. Deposits and Investments .....	37
2. Receivables and Payables .....	37
3. Inventories and Prepaid Items .....	37
4. Restricted Net Position .....	38
5. Capital Assets .....	39
6. Unearned Revenues .....	40
7. Claims Liabilities .....	40
8. Compensated Absences .....	41
9. Long-Term Liabilities .....	41
10. Contingent Liabilities .....	41
11. Fund Balances .....	41
12. Net Position .....	42
13. Pensions .....	42
Note 2. Reconciliation of Government-wide and Fund Financial Statements .....	43
A. Explanation of Certain Differences Between the Governmental Fund Balance Sheet and the Government-wide Statement of Net Position .....	43
B. Explanation of Certain Differences Between the Governmental Fund Statement of Revenues, Expenditures and Changes in Fund Balances and the Government-wide Statement of Activities .....	43
Note 3. Legal Compliance .....	44
A. TABOR Amendment .....	44
B. Accountability .....	44
C. Expenditures Over Appropriations .....	45
Note 4. Detailed Notes on All Funds .....	45
A. Cash and Investments .....	45
1. Deposits .....	45
2. Investments .....	46



3. Credit Risk .....	46
4. Concentration of Credit Risk .....	47
5. Local Government Investment Pool .....	47
6. Interest Rate Risk .....	47
B. Capital Assets .....	47
1. Governmental and Business-type Activities .....	47
2. Depreciation Expense .....	48
3. Construction Commitments .....	49
C. Interfund Balances and Transfers .....	49
1. Interfund Receivables and Payables .....	49
2. Interfund Transfers In and Out .....	50
D. Leases & Certificates of Participation .....	51
1. Operating Leases .....	51
2. Certificates of Participation and Lease Purchase Agreements .....	51
3. Note Payable .....	53
E. Long-Term Liabilities .....	53
Note 5. Insurance Claims Fund .....	54
Note 6. Defined Benefit Pension Plan .....	55
A. Plan Description .....	55
B. Contributions .....	56
C. Pension Liabilities, Pension Expense and Deferred Outflows of Resources and Deferred Inflows of Resources related to Pensions.....	56
Note 7. 17 <sup>th</sup> Judicial District - District Attorney - Participation in Public Employees' Retirement Association (PERA).....	59
A. Plan Description.....	59
B. Contributions.....	60
C. Pension Liabilities, Pension Expense and Deferred Outflows of Resources and Deferred Inflows of Resources Related to Pensions.....	61
Note 8. Other Post-Employment Benefits.....	64
A. Plan Description .....	64
B. Funding Policy .....	64
C. Annual OPEB Cost and Net OPEB Obligation .....	64
D. Funded Status and Funding Progress .....	65
E. Actuarial Methods and Assumptions .....	65
Note 9. Conduit Debt Obligations .....	66
Note 10. Nonspendable, Restricted, and Unrestricted Fund Balance.....	67

Note 11. Other Information.....	68
Note 12. Schedule of EBT Authorizations, Warrant and Total Expenditures .....	68
Note 13. Implementation of New Accounting Pronouncements.....	69
Note 14. Restatement of Net Position .....	69

ADAMS COUNTY, COLORADO  
NOTES TO THE BASIC FINANCIAL STATEMENTS  
DECEMBER 31, 2015

NOTE 1. SUMMARY OF SIGNIFICANT ACCOUNTING POLICIES

---

The accounting and reporting policies of Adams County, Colorado (the County) conform to generally accepted accounting principles in the United States (GAAP) as applied to government units. These policies have been consistently applied in the preparation of the financial statements. The preparation of the financial statements in conformity with GAAP requires management to make estimates and assumptions that affect the amounts reported in the financial statements and accompanying notes. Actual results may differ from those estimates. The financial statements and notes are the responsibility of the County's management. The following summary of significant accounting policies is presented to assist the reader in evaluating the County's financial statements.

A. FINANCIAL REPORTING ENTITY

---

The County is a municipal corporation and a political subdivision of the State of Colorado. The County is governed by an elected five-member Board of County Commissioners in 2015. The Board of County Commissioners exercises budgetary authority over all activities of the primary government. The primary government of the County includes the activities of seven other elected officials (the Assessor, Clerk and Recorder, Coroner, District Attorney, Treasurer, Surveyor, and Sheriff). The financial transactions of these Offices are recorded in the General Fund. The primary government also includes the activities of the Public Trustee, whom is appointed by the Governor. Public Trustee fees and related operating expenses are recorded in the General Fund.

As required by GAAP, the financial statements present the financial activities of the County and its component units. Component units are legally separate entities for which the County is considered to be financially accountable. Blended component units, though legally separate entities, are also part of the County's operations. Data from these units is combined with that of the primary government. Conversely, each discretely presented component unit is reported in a separate column in the government-wide financial statements, to emphasize that it is legally separated from the primary government. All component units have a December 31 year-end.

**Blended component unit.** The Adams County Building Authority, formed in 1975 as a non-profit corporation under Section 501(c)(4) of the Internal Revenue Code, exists solely to acquire real estate for lease to the County. The County is financially accountable for the activities of the Building Authority and its assets are reflected in the County's capital assets.

B. GOVERNMENT-WIDE AND FUND FINANCIAL STATEMENTS

---

The government-wide financial statements (i.e. the statement of net position and the statement of activities) report information on all of the non-fiduciary activities of the County and its blended component units. The effect of interfund activity has been removed from these statements for the most part. Governmental activities normally supported by taxes and intergovernmental revenues are reported separately from business-type activities, which are supported primarily by fees and charges for services.

NOTE 1. SUMMARY OF SIGNIFICANT ACCOUNTING POLICIES (CONTINUED)

---

The Statement of Net Position presents the County's non-fiduciary assets, liabilities, and deferred outflows and inflows of resources with the difference reported as net position. Net position is reported in three categories:

Net investment in capital assets, consists of capital assets, net of accumulated depreciation and reduced by outstanding balances for bonds, notes and other debt that are attributed to the acquisition, construction, or improvement of those assets.

Restricted net position results when constraints are placed on the use of assets either externally imposed by creditors, grantors, contributors, and the like, or imposed by law through constitutional provision.

Unrestricted net position consists of assets which do not meet the definition of the two preceding categories. Unrestricted net position is often designated to indicate that management does not consider the assets to be available for general operations. Unrestricted net position often has constraints on resources that are imposed by management, but may still be removed or modified.

The Statement of Activities demonstrates the degree to which the direct expenses of a given function or segment are offset by program revenues. Direct expenses are those that are clearly identifiable within a specific function. Amounts reported as program revenues include: 1) charges to customers or applicants for goods, services or privileges provided; 2) operating grants and contributions; and 3) capital grants and contributions. When identifying to which function a program revenue pertains, the determining factor for charges for services is which function generates that revenue. For grants and contributions, the determining factor is to which function the revenue is restricted. Internally dedicated resources are reported as general revenues rather than as program revenues. Taxes and other items not meeting the definition of program revenues are instead reported as general revenues.

For the most part, the effect of interfund activity has been eliminated from the government-wide financial statements. The exception is the interfund charges between the Golf Course Fund, the Stormwater Utility Fund, the Front Range Airport Fund, the Water and Wastewater Fund and the General Fund. Elimination of these interfund activities would distort the direct costs reported.

Separate financial statements are provided for governmental funds, proprietary funds, and fiduciary funds, even though the latter are excluded from the government-wide financial statements. Major individual governmental funds and major individual enterprise funds are reported in separate columns in the fund financial statements, with non-major funds being combined into a single column.

C. MEASUREMENT FOCUS, BASIS OF ACCOUNTING, AND FINANCIAL STATEMENT PRESENTATION

---

The government-wide financial statements are reported using the economic resources measurement focus and the accrual basis of accounting, as are the proprietary fund financial statements. Revenues are recorded when earned and expenses are recorded when a liability is incurred, regardless of the timing of the related cash flows. Property taxes are reported as receivable and deferred inflow of resources when earned and as revenue upon collection in the following year. Grants and similar items are recognized as revenue as soon as all eligibility requirements imposed by the provider have been met. The agency funds also use the accrual basis of accounting.

NOTE 1. SUMMARY OF SIGNIFICANT ACCOUNTING POLICIES (CONTINUED)

Governmental fund financial statements use the current financial resources measurement focus and the modified accrual basis of accounting. Revenues are recognized as soon as they are both measurable and available. Revenues are considered to be available when they are collected within the current period or soon enough thereafter to pay liabilities of the current period, generally not to exceed 60 days. Revenues from taxes, grants, licenses and interest associated with the current fiscal period are considered to be susceptible to accrual and are recognized as revenues of the current fiscal period. All other revenue items are considered to be measurable and available only when cash is received by the County. Expenditures are generally recorded when the related fund liability is incurred. Exceptions to the general rule include: 1) accumulated unpaid vacation and sick leave pay and 2) principal and interest on long-term debt, which is recognized when due. When both restricted and unrestricted resources are available for use, it is the County's policy to use restricted resources first, then unrestricted resources, as they are needed.

Proprietary funds distinguish operating revenues and expenses from non-operating items. Operating revenues and expenses generally result from providing services and producing and delivering goods in connection with a proprietary fund's principal ongoing operations. The principal operating revenues of the County's enterprise funds and the County's internal service funds are charges to customers for sales and services. Operating expenses for enterprise funds and internal service funds include the cost of sales and services, administrative expenses, and depreciation on capital assets. All revenues and expenses not meeting this definition are reported as non-operating revenues and expenses.

The County reports the following major governmental funds:

The General Fund is the County's primary operating fund. It accounts for all financial resources of the general government, except for those required to be accounted for in another fund.

The Road and Bridge Fund reflects costs related to County road and bridge construction and maintenance, with the exception of engineering costs that are recorded in the General Fund. The major revenue source is property taxes.

The Social Services Fund accounts for the many federal and state public welfare programs administered by the County.

The Capital Facilities Fund is used to account for the construction of major County facilities. A temporary sales tax of one-half of one percent is used to finance construction projects.

Additionally, the County reports the following fund types:

Enterprise funds account for services provided to customers where user fees primarily fund the activities in those operations. The County reports the Front Range Airport Fund as a major enterprise fund. The Front Range Airport Fund accounts for the operations of the Front Range Airport.

Internal service funds account for the financing of goods and services provided by one department or agency to other departments of the County on a cost reimbursement basis. The internal service funds of the County are the Equipment Service Fund and the Insurance Claims Fund.

Agency Funds account for assets held by the County as an agent for individuals, private organizations, other governments and/or other funds. The primary purpose of the Treasurer's agency fund is to collect and distribute property tax revenue to other governments and funds within the County. The Public Trustee's agency fund collects fees pertaining to deeds of trust transactions.

NOTE 1. SUMMARY OF SIGNIFICANT ACCOUNTING POLICIES (CONTINUED)

---

D. ASSETS, LIABILITIES, NET POSITION OR FUND BALANCE

---

1. DEPOSITS AND INVESTMENTS

The County and its includable entities maintain demand deposits, savings accounts, certificates of deposit, and other permitted investments with a variety of financial institutions. Deposits and investments are displayed on the statement of net position as cash and investments. Deposits and investments of the Public Trustee are held separately from those of other County funds. Investments are stated at fair value.

The County's cash and cash equivalents are considered to be cash on hand, demand deposits, money market accounts and short-term investments with original maturities of three months or less from the date of acquisition. County funds are invested by the Treasurer in accordance with the Public Deposit Protection Act of 1975 and other state statutes.

2. RECEIVABLES AND PAYABLES

Activity between funds that is representative of lending/borrowing arrangements and is outstanding at the end of the fiscal year is referred to as "interfund receivable/payable." Any residual balances outstanding between the governmental activities and business-type activities are reported in the government-wide financial statements as "internal balances."

Property taxes attach as an enforceable lien on property January 1 and are levied the following January 1. Taxes are payable in full on April 30 or in two installments on February 28 and June 15. Taxes become delinquent June 16.

Since property tax revenue is collected in arrears during the succeeding year, a receivable and a corresponding deferred inflow of resources is recorded at December 31. As the tax is collected in the succeeding year, the deferred inflow is recognized as revenue and the receivable is reduced.

Accounts receivable and property taxes receivable are shown net of allowance for uncollectibles. The property tax receivable allowance for uncollectibles is equal to 0.35% of outstanding property taxes at December 31, 2015.

3. INVENTORIES AND PREPAID ITEMS

On the government-wide statements, inventories are presented at cost on a first-in, first-out basis and are expensed when used. On the fund financial statements, inventories of governmental funds and proprietary funds are stated at cost. For all funds, cost is determined on a first-in, first-out basis. The cost of inventory items is recorded as an expenditure in the governmental fund types when purchased. Inventories of the proprietary funds are expensed when consumed.

For the government-wide statements and the fund statements, any payments made to vendors for services that will benefit periods beyond December 31 are recorded as prepaid items using the consumption method, by recording an asset for the prepaid amount and reflecting the expenditure in the year in which the services are consumed.

NOTE 1. SUMMARY OF SIGNIFICANT ACCOUNTING POLICIES (CONTINUED)

4. RESTRICTED NET POSITION

Certain resources of the County have been set aside due to externally enforceable legal purpose restrictions imposed by creditors, grantors, contributors, or laws and regulations of other governments; or through constitutional provisions or enabling legislation. These restrictions are clearly identified in the government-wide Statement of Net Position.

Restricted for TABOR – An amount of \$5,863,365 is restricted for the purpose of compliance with the requirements of the Taxpayer’s Bill of Rights amendment to the Constitution of the State of Colorado, Amendment 1 to Article X, Section 20. See Note 3.A – Legal Compliance, TABOR Amendment for additional information.

Restricted for Health & Welfare – This restriction of \$3,901,032 reserves excess Title IV-E money distributed to services for child welfare purposes.

Restricted for Conservation Trust – Funding restricted by the State of Colorado for the purpose of acquiring, developing and maintaining parks and trails in the amount of \$1,592,512.

Restricted for Hazardous Waste – Restriction of \$2,610,335 of the fund balance in the Waste Management Fund for unforeseen contingencies pertaining to hazardous waste management by the County pursuant to Colorado Revised Statutes 25-15-214; 2% of the annual fees received by the County from waste disposal shall be set aside for the purpose of funding the increased services required in the County by the hazardous waste disposal site.

Restricted for Open Space Grants – An amount of \$35,556,361 is restricted pursuant to voter authorizations in 1999 and 2004 to use sales tax revenue for specific grant projects. Additional information regarding the projects can be found in Note 10 - Other Information.

Restricted for DIA Mitigation – Pursuant to Judicial Order disbursing funds under Case Number 01-CV-558 in the matter of Board of County Commissioners of Adams County v City and County of Denver, April 21, 2003, monies have been segregated and must be used for the purpose of reimbursing Adams County property owners for mitigation of air noise at Denver International Airport. The balance at December 31, 2015 is \$1,353,569.

Restricted for Human Services Center – Proceeds related to the financing of the Human Services Center in the amount of \$85,000,000 is restricted pursuant to external restrictions imposed by the debt covenants.

Restricted for Grant Funds – Community Development Block Grant Fund, Head Start Fund, Community Services Block Grant Fund and Workforce & Business Center Fund are fully supported by grantors and the fund balance must be restricted for the uses as specified by the grantor. A total of \$5,559,602 is restricted for these purposes.

Restricted Other – Other restrictions totaling \$1,517,973 consists of:

Sheriff Intelligence Funds – Pursuant to Colorado Revised Statute 16-13-701 and 16-13-702 forfeited property shall be segregated from general funds. Funds held can only be expended upon approval by an appointed committee created. The current balance is \$62,951.

NOTE 1. SUMMARY OF SIGNIFICANT ACCOUNTING POLICIES (CONTINUED)

Sheriff Booking Fee – The current balance is \$133,659. Per Colorado Revised Statute 30-1-104 (n), the allowable fees collected by the Sheriff for committing and discharging convicted prisoners to and from the county jail shall be kept in separate funds and pursuant to Colorado Revised Statute 30-1-119 (2) those collected fees may only be expended on allowable activities per Statute.

Public Land Dedication – Adams County Board of County Commissioners has adopted development standards as provided in the Colorado Constitution and the Colorado Revised Statutes, as amended. These statutes provide for setting aside fees paid by developers for the purpose of protecting and promoting public health, safety and general welfare of the County. The restricted amount at year-end is \$837,960.

Restricted for Community Transit – \$483,403 is restricted by virtue of contractual agreements between the cities in Adams County. Contributions by the cities must be used for the purpose of providing community transit services.

5. CAPITAL ASSETS

The County’s capital assets include land, buildings and improvements, machinery and equipment, software, conservation easements, water rights, infrastructure purchased or constructed after 1980, and construction-in-progress. Capital assets are reported in the applicable governmental or business-type activities columns in the government-wide financial statements, and in the proprietary funds in the fund financial statements.

The County defines a capital asset as an asset with an expected useful life of more than one year. The capitalization thresholds for the assets of governmental activities are as follows:

Asset	Threshold
Buildings	\$ 50,000
Improvements	\$ 50,000
Infrastructure	\$ 50,000
Machinery and Equipment	\$ 5,000
Software	\$ 5,000

The capitalization thresholds for assets of the business-type activities of the County are as follows:

Asset	Threshold
Buildings	\$ 2,500
Improvements	\$ 2,500
Infrastructure	\$ 2,500
Machinery and Equipment	\$ 2,500
Software	\$ 2,500

All land, conservation easements and water rights are capitalized regardless of cost.

Capital assets are recorded at historical cost or estimated historical cost if purchased or constructed. Donated capital assets are recorded at the estimated fair value at the date of donation.



NOTE 1. SUMMARY OF SIGNIFICANT ACCOUNTING POLICIES (CONTINUED)

An expenditure that does not increase the capacity, efficiency, effectiveness, or useful life of an existing capital asset, or an expenditure that only serves to restore an existing capital asset to its normal working condition, is recorded as a repair and maintenance expense and is not capitalized.

Interest incurred during the construction phase of the capital assets of business-type activities is included as part of the capitalized value of the assets constructed.

Capital assets of the governmental and business-type activities are depreciated using the straight-line method over the following estimated useful lives:

Asset	Years
Buildings and Components	15 to 40
Improvements	10 to 25
Infrastructure	20 to 60
Machinery and Equipment	3 to 20
Software	3 to 5

Land, conservation easements, and water rights assets are non-depreciable.

6. UNEARNED REVENUES

Unearned revenues include property taxes that are levied for a subsequent period and grant revenues that have been collected but corresponding expenditures have not been incurred. Grant receivables not available at year-end are classified as unearned revenues in the governmental fund financial statements and classified as a Deferred Inflow.

7. CLAIMS LIABILITIES

The County's claims liabilities are based on estimates of the ultimate cost of claims (including unallocated loss adjustment expenses) that have been reported but not settled. Also included are estimates for claims incurred but not reported. Estimated amounts to be recovered under excess coverage insurance are deducted from the liability for unpaid claims.

The projected claims liabilities are estimates used by management and provided by third party administrators who have issued reports for the workers' compensation, general liability, dental, vision, and health programs, and as such are subject to variability. This potential for variability is due to the fact that not all of the factors affecting the projections have taken place and cannot be evaluated with certainty. These factors include, but are not limited to, potential tort reform, future inflation, future judicial proceedings, and future jury awards.

Management's projections are based upon the County's historical experience. County management has not anticipated any extraordinary changes in the various factors that might affect the future costs of claims. County management uses methods that it believes produce reasonable results given current information. Claims liabilities are recomputed periodically using a variety of actuarial and statistical techniques to produce current estimates that reflect recent settlements, claims frequency, and other economic and social factors. Claims liabilities are not discounted.

NOTE 1. SUMMARY OF SIGNIFICANT ACCOUNTING POLICIES (CONTINUED)

---

8. COMPENSATED ABSENCES

County employees accumulate vacation and sick leave to a maximum amount which is dependent on a combination of months of service and the employment status of permanent part-time or full-time. Temporary employees do not accumulate vacation and sick leave. In governmental funds, accumulated unpaid vacation and sick leave will not generally be paid with expendable and available financial resources. Therefore, these liabilities are being reported on the government-wide financial statements and the expenditures are reported at the fund level only when due.

9. LONG-TERM LIABILITIES

In the government-wide financial statements, and in proprietary fund types in the fund financial statements, long-term debt and other long-term obligations are reported as liabilities in the applicable governmental activities, business-type activities, or proprietary fund type on the statement of net position. Debt premiums, discounts, and refunding losses are deferred and amortized over the life of the related debt.

Issuance costs are expensed when incurred. In the governmental fund statements, the face amount, premiums, and discounts of the debt are reported as other financing sources. Issuance costs are reported as debt service expenditures.

10. CONTINGENT LIABILITIES

At December 31, 2015, the County is a defendant in lawsuits that allege negligence, deprivation of civil rights, and/or racial or sexual discrimination, personal injury, property damage, and other miscellaneous claims. The outcome of these matters is currently unknown. Under the Colorado Revised Statutes 13-60-101 and 24-10-113, should the courts sustain any of the litigation against the County, the County may levy sufficient ad valorem property taxes to cover any resulting expenditures not anticipated in the current year. This tax levy is limited to ten mills per year.

The County participates in several federally assisted grant programs. The amount, if any, of expenditures that may be disallowed by the granting agencies is not determinable at this time, although the County expects such amounts, if any, should not materially affect the financial statements.

At December 31, 2015, the County has entered into tax rebate incentive contracts with numerous businesses operating in the County. Currently, contracts total an estimated amount of \$6.9 million for the years 2016 to 2026.

11. FUND BALANCES

In the fund financial statements, governmental funds report fund balance based on the extent to which the County is bound to honor constraints on the specific purpose for which funds can be spent. Fund balance classifications are based on the requirements of the Governmental Accounting Standards Board (GASB) Statement 54. Classifications are nonspendable, restricted, committed, assigned and unassigned. Restricted amounts are not available for appropriation because they are legally restricted by an outside party for a specific purpose. Committed funds are funds reserved for a specific purpose by the Board of County Commissioners. Funds cannot be committed or uncommitted without formal action by the Board. Assigned funds are assigned by the County Administrator or the Finance Director for a specific purpose. Unassigned is a residual classification of amounts that are not subject to external restrictions and have not been committed or assigned; positive amounts can only be reported in the General Fund. For further details

NOTE 1. SUMMARY OF SIGNIFICANT ACCOUNTING POLICIES (CONTINUED)

---

on the various fund balance classifications refer to Note 10.

When an expenditure is incurred for purposes for which both restricted and unrestricted fund balance is available, the County considers restricted funds to have been spent first. When an expenditure is incurred for which committed, assigned or unassigned fund balances are available, the County considers amounts to have been spent first out of committed funds, then assigned funds, and finally unassigned funds, as needed, unless the Board has provided otherwise in its commitment or assignment actions.

12. NET POSITION

Net position represents the difference between assets, liabilities, and deferred outflows and inflows of resources. Net investment in capital assets consists of capital assets, net of accumulated depreciation, reduced by the outstanding balances of any borrowing used for the acquisition, construction or improvements of those assets. Net position is reported as restricted when there are limitations imposed on their use either through external restrictions imposed by creditors, grantors, laws, or regulations of other governments.

13. PENSIONS

Financial reporting information pertaining to the County's participation in the Adams County Retirement Plan (the Plan) is prepared in accordance with Governmental Accounting Standards Board (GASB) Statement No. 68, *Accounting and Financial Reporting for Pensions*, as amended by GASB Statement No. 71, *Pension Transition for Contributions Made Subsequent to the Measurement Date*.

The fiduciary net position, as well as additions to and deductions from the fiduciary net position, of the Plan have been determined on the same basis as they are reported by the Plan. The financial statements were prepared using the accrual basis of accounting. Member and employer contributions are recognized when due, pursuant to formal commitments and statutory requirements. Benefits and refunds of employee contributions are recognized when due and payable in accordance with the statutes governing the Plan. Expenses are recognized when the liability is incurred, regardless of when payment is made. Investments are reported at fair value. The fiduciary net position is reflected in the measurement of the County's net pension liability, deferred outflows and inflows of resources related to pensions, and pension expense.

Adams County District Attorney participates in the State Division Trust Fund (SDTF), a cost-sharing multiple-employer defined benefit pension fund administered by the Public Employees' Retirement Association of Colorado ("PERA"). The net pension liability, deferred outflows of resources and deferred inflows of resources related to pensions, pension expense, information about the fiduciary net position and additions to/deductions from the fiduciary net position of the SDTF have been determined using the economic resources measurement focus and the accrual basis of accounting. For this purpose, benefit payments (including refunds of employee contributions) are recognized when due and payable in accordance with the benefit terms. Investments are reported at fair value.

**NOTE 2. RECONCILIATION OF GOVERNMENT-WIDE AND FUND FINANCIAL STATEMENTS**

**A. EXPLANATION OF CERTAIN DIFFERENCES BETWEEN THE GOVERNMENTAL FUND BALANCE SHEET AND THE GOVERNMENT-WIDE STATEMENT OF NET POSITION**

The governmental funds balance sheet includes a reconciliation between fund balance – total governmental funds, and net position – governmental activities, as reported in the government-wide statement of net position. One element of that reconciliation explains, “long-term liabilities are not due and payable in the current period and therefore are not reported in the funds.” The detail of this (\$240,833,649) difference is as follows:

Certificates of Participation and Lease Purchase Principal Payable	\$ (196,015,605)
Certificates of Participation Interest Payable	(385,388)
Bond Premium	(15,163,442)
Section 108 Loan Payable	(2,800,000)
Net Other Post Employment Benefits Obligation	(11,972,160)
Compensated Absences	<u>(14,497,054)</u>
Net adjustment to reduce fund balance - total government funds to arrive at net position - governmental activities	<u>\$ (240,833,649)</u>

**B. EXPLANATION OF CERTAIN DIFFERENCES BETWEEN THE GOVERNMENTAL FUND STATEMENT OF REVENUES, EXPENDITURES AND CHANGES IN FUND BALANCES AND THE GOVERNMENT-WIDE STATEMENT OF ACTIVITIES**

The governmental funds statement of revenues, expenditures and changes in fund balances includes a reconciliation between net changes in fund balances – total governmental funds and changes in net position of governmental activities as reported in the government-wide statement of activities. One element of that reconciliation explains, “Governmental funds report capital outlays as expenditures. However, in the statement of activities, the cost of those assets is allocated over their estimated useful lives and reported as depreciation expense.” The detail of this (\$1,212,555) difference is as follows:

Capital Outlay	\$ 20,563,273
Depreciation Expense	<u>(21,775,828)</u>
Net adjustment to decrease net changes in fund balances - total governmental funds to arrive at changes in net position of governmental activities	<u>\$ (1,212,555)</u>

Another element of the reconciliation states, “The net effect of various miscellaneous transactions involving capital assets is to increase net position.” The detail of this \$2,072,276 follows:

Capital Asset Donations/Contributions	\$ 3,298,187
Net Book Value of Disposed Assets	<u>(1,225,911)</u>
Net adjustment to increase net changes in fund balances - total governmental funds to arrive at changes in net position of governmental activities	<u>\$ 2,072,276</u>

NOTE 2. RECONCILIATION OF GOVERNMENT-WIDE AND FUND FINANCIAL STATEMENTS (CONTINUED)

The reconciliation also states, "Some expenses reported in the statement of activities do not require the use of current financial resources and therefore are not reported as expenditures in governmental funds." The detail of this (\$6,221,878) difference is as follows:

Compensated Absences	\$ (988,249)
Net Other Post Employment Benefits Obligation	(1,654,617)
Pension Expense	(13,055,149)
Change in Contributions Subsequent to the Measurement Date	9,301,128
Change in Proportionate Share	12,461
Employer Contributions Expense	37,408
Accrued Interest	108,041
Refunding Amortization	(43,521)
Premium Amortization	60,620
Net adjustment to decrease net changes in fund balances - total governmental funds to arrive at changes in net position of governmental activities	<u>\$ (6,221,878)</u>

NOTE 3. LEGAL COMPLIANCE

A. TABOR AMENDMENT

In November 1992, the voters of the State of Colorado approved Amendment I to Article X, Section 20, of the State Constitution. This amendment is popularly known as the TABOR (Taxpayer's Bill Of Rights) Amendment. The TABOR amendment limits growth in both state and local government expenditures and revenues. Annual local government expenditure and revenue increases are limited to inflation in the prior calendar year plus annual local growth. In order to increase revenues and/or expenditures above the limitations, to increase any taxes, to increase the mill levy, or to increase bonded debt, a local government must first obtain voter approval in an election held for such purposes annually in November.

The policy of the County is to take into consideration all the provisions of the TABOR Amendment and to fully comply with the amendment, as well as assure that the County is able to continue to provide a cost-effective delivery of services, facilities, and programs to all County residents. In November 2002, the County obtained voter approval to keep and spend all revenues it receives from current tax rates and other revenues generated by the County beginning in 2003. With this permission, the County no longer has revenue or spending limitations. However, the County still must ask for voter approval to increase tax rates and issue bonded debt. The County will continue to reserve 3% of fiscal year spending as required by TABOR. The County may use a portion of its unassigned fund balance to meet the reserve requirement.

B. ACCOUNTABILITY

The CSBG Fund, a Special Revenue Fund, had deficit net position of \$223,711 on a GAAP basis as of December 31, 2015. This deficit is expected to be reduced by a reimbursement of expenditures to be received in 2016.

NOTE 3. LEGAL COMPLIANCE (CONTINUED)

C. EXPENDITURES OVER APPROPRIATIONS

The following table reflects those spending agencies, which incurred expenditures in excess of appropriations for the year ended December 31, 2015, which may be a violation of Colorado Revised Statutes. A spending agency as explained under the Colorado Revised Statutes is designated by the local government. The statutes explain that a spending agency means “any office, unit, department, board, commission, or institution which is responsible for any particular expenditures or revenues”. For Adams County, this means an office, department or other business function or other category which the County segregates spending control. A spending agency for County budget purposes cannot be in two different funds.

<u>Spending Agency</u>	<u>Budget</u>	<u>Actual</u>	<u>Over</u>
CSBG	\$ 459,846	\$ 474,767	\$ (14,921)

NOTE 4. DETAILED NOTES ON ALL FUNDS

A. CASH AND INVESTMENTS

Cash and investments at December 31, 2015, consisted of the following:

Deposits	\$ 45,906,448
Cash on Hand	32,304
Investments	302,852,618
Total	<u>\$ 348,791,370</u>

Cash and investments at December 31, 2015 reported in government-wide and agency funds consisted of the following:

Government-wide	
Cash and Investments	\$ 331,149,233
Agency Funds	17,642,137
Total	<u>\$ 348,791,370</u>

1. DEPOSITS

The Colorado Public Deposit Protection Act (PDPA) requires that all local governments deposit cash in eligible public depositories. Eligibility is determined by state regulations. The State regulatory commissioners regulate the eligible public depositories. Amounts on deposit in excess of federal insurance levels must be collateralized by eligible collateral as determined by the PDPA. The PDPA allows the financial institutions to create a single collateral pool for all public funds held. The pool is to be maintained by another institution, or held in trust for all the uninsured public deposits as a group. The market value of the collateral must be at least equal to 102% of the uninsured deposits.

NOTE 4. DETAILED NOTES ON ALL FUNDS (CONTINUED)

2. INVESTMENTS

The County is required to comply with State statutes, which specify investment instruments meeting defined rating, maturity, and concentration risk criteria in which local governments may invest, which include the following. State statute does not address custodial credit risk.

- Obligations of the United States and certain U.S. Agency securities
- Certain international agency securities
- General obligation and revenue bonds of U.S. local government entities
- Banker’s acceptance of certain banks
- Commercial paper
- Written repurchase agreements collateralized by certain authorized securities
- Certain money market funds
- Guaranteed investment contracts
- Local government investment pools
- Corporate bonds

The County has no investment policy that would further limit its investment choices.

At December 31, 2015, the County had the following investments:

	S & P Rating	Investment Maturities		Fair Value	Percent of Investments
		Less than 1 Year	1-5 years		
Local Government Investment Pools	AAAm	\$ 163,271,069	\$ -	\$ 163,271,069	53.91%
U.S. Agency Securities:					
Federal National Mortgage Association	AA+	998,790	84,529,600	85,528,390	28.24%
Federal Home Loan Bank	AA+	4,842,464	999,350	5,841,814	1.93%
Federal Farm Credit Bank	AA+	2,912,062	2,095,532	5,007,594	1.65%
Federal Home Loan Mortgage Corporation	AA+	3,000,860	18,941,505	21,942,365	7.25%
Corporate Securities:					
Apple	AA+	-	550,325	550,325	0.18%
Berkshire Hathaway	AA	550,308	-	550,308	0.18%
Microsoft Corp.	AAA	-	224,600	224,600	0.07%
Toyota Motor Credit	A1+	996,660	-	996,660	0.33%
U.S. Treasury Bonds	AA+	5,996,640	4,911,268	10,907,908	3.60%
CSIP Money Market Mutual Fund	AAAm	52,095	-	52,095	0.02%
Money Market Funds	AAAm	16,911	-	16,911	0.01%
Repurchase agreements	Not rated	7,962,579	-	7,962,579	2.63%
Total		\$ 190,600,438	\$ 112,252,180	\$ 302,852,618	100.00%

3. CREDIT RISK

State statutes limit investments in U.S. Agency securities to the highest rating issued by two or more nationally recognized statistical rating organizations (NRSROs). State statute also limits investments in money market funds to those that maintain a constant share price; with a maximum remaining maturity in accordance with Rule 2a-7, and either have assets of one billion dollars or the highest rating issued by a NRSRO. State statute requires repurchase agreements to be collateralized at no less than 102% with U.S. Treasury or Agency securities.

NOTE 4. DETAILED NOTES ON ALL FUNDS (CONTINUED)

4. CONCENTRATION OF CREDIT RISK

State statute generally does not limit the amount the County may invest in one issuer.

5. LOCAL GOVERNMENT INVESTMENT POOL

The County had \$1,252,008 invested in Colorado Surplus Asset Fund Trust (CSAFE), and \$162,019,061 in Colorado Local Government Liquid Asset Trust (COLOTRUST). These are investment pool trusts established for local government entities in Colorado to pool surplus funds. The Colorado Division of Securities administers and enforces the requirements of creating and operating CSAFE and COLOTRUST. CSAFE and COLOTRUST operate in conformity with the Securities and Exchange Commission's Rule 2a7 as promulgated under the Investment Company Act of 1940, as amended. CSAFE and COLOTRUST are rated AAAM by Standard & Poor's. A designated custodial bank provides safekeeping and depository services in connection with the direct investment and withdrawal functions. The custodian's internal records identify the investments owned by the participating governments.

6. INTEREST RATE RISK

State statutes limit the maturity of investments in U.S Agency securities to an original maturity of five years unless the governing board authorizes the investment for a period in excess of five years.

B. CAPITAL ASSETS

1. GOVERNMENTAL AND BUSINESS-TYPE ACTIVITIES

Capital asset activity for the year ended December 31, 2015 for governmental and business-type activities was as follows.

	<u>Beginning Balance</u>	<u>Increases</u>	<u>Decreases</u>	<u>Ending Balance</u>
<b>Governmental Activities:</b>				
Capital Assets, Not Being Depreciated:				
Land	\$ 59,976,724	\$ 10,000	\$ (30,003)	\$ 59,956,721
Construction in Progress	31,813,967	12,397,150	(3,833,775)	40,377,342
Conservation Easements	24,486,507	2,089,123	-	26,575,630
Art Collection	395,014	120,000	-	515,014
Water Rights	711,347	-	-	711,347
Total Capital Assets, Not Being Depreciated	<u>117,383,559</u>	<u>14,616,273</u>	<u>(3,863,778)</u>	<u>128,136,054</u>
Capital Assets, Being Depreciated:				
Buildings and Improvements	296,832,233	2,647,590	(244,791)	299,235,032
Machinery and Equipment	53,648,897	4,481,004	(1,690,572)	56,439,329
Infrastructure	523,025,567	9,147,338	(1,105,000)	531,067,905
Software	5,342,478	235,041	(173,418)	5,404,101
Total Capital Assets, Being Depreciated	<u>878,849,175</u>	<u>16,510,973</u>	<u>(3,213,781)</u>	<u>892,146,367</u>
Less Accumulated Depreciation For:				
Buildings and Improvements	(95,797,414)	(9,897,223)	196,788	(105,497,849)
Machinery and Equipment	(41,725,473)	(4,452,735)	1,647,405	(44,530,803)
Infrastructure	(133,789,398)	(8,864,893)	-	(142,654,291)
Software	(3,811,757)	(692,166)	173,418	(4,330,505)
Total Accumulated Depreciation	<u>(275,124,042)</u>	<u>(23,907,017)</u>	<u>2,017,611</u>	<u>(297,013,448)</u>
Total Capital Assets, Being Depreciated, Net	<u>603,725,133</u>	<u>(7,396,044)</u>	<u>(1,196,170)</u>	<u>595,132,919</u>
Governmental Activities Capital Assets, Net	<u>\$ 721,108,692</u>	<u>\$ 7,220,229</u>	<u>\$ (5,059,948)</u>	<u>\$ 723,268,973</u>



NOTE 4. DETAILED NOTES ON ALL FUNDS (CONTINUED)

	<u>Beginning Balance</u>	<u>Increases</u>	<u>Decreases</u>	<u>Ending Balance</u>
<b>Business-type Activities:</b>				
Capital Assets, Not Being Depreciated:				
Land	\$ 10,758,911	\$ -	\$ -	\$ 10,758,911
Construction in Progress	3,451,981	6,239	(3,441,574)	16,646
Total Capital Assets, Not Being Depreciated	<u>14,210,892</u>	<u>6,239</u>	<u>(3,441,574)</u>	<u>10,775,557</u>
Capital Assets, Being Depreciated:				
Buildings and Improvements	21,122,160	228,907	-	21,351,067
Machinery and Equipment	5,631,572	30,823	(60,761)	5,601,634
Water and Wastewater System	2,116,049	-	-	2,116,049
Infrastructure	41,305,370	3,401,404	-	44,706,774
Total Capital Assets, Being Depreciated	<u>70,175,151</u>	<u>3,661,134</u>	<u>(60,761)</u>	<u>73,775,524</u>
Less Accumulated Depreciation For:				
Buildings and Improvements	(11,200,180)	(693,044)	-	(11,893,224)
Machinery and Equipment	(3,990,628)	(339,389)	60,761	(4,269,256)
Water and Wastewater System	(288,121)	(53,166)	-	(341,287)
Infrastructure	(27,745,373)	(1,241,791)	-	(28,987,164)
Total Accumulated Depreciation	<u>(43,224,302)</u>	<u>(2,327,390)</u>	<u>60,761</u>	<u>(45,490,931)</u>
Total Capital Assets, Being Depreciated, Net	<u>26,950,849</u>	<u>1,333,744</u>	<u>-</u>	<u>28,284,593</u>
Adams County Enterprise Funds Capital Assets, Net	<u>\$ 41,161,741</u>	<u>\$ 1,339,983</u>	<u>\$ (3,441,574)</u>	<u>\$ 39,060,150</u>

2. DEPRECIATION EXPENSE

Depreciation expense has been charged to functions of the primary government and business-type activities as follows:

Depreciation Expense by Function

Governmental Activities

General Government	\$ 5,810,165
Conservation of Natural Resources	203,241
Culture and Recreation	727,108
Economic Opportunity	88,444
Health and Welfare	464,406
Public Safety	5,781,585
Public Works	8,700,879

Capital assets held by the government's internal service funds are charged to the various functions based on their usage of the asset

	<u>2,131,189</u>
Total Depreciation Expense - Governmental Activities	<u>\$ 23,907,017</u>

NOTE 4. DETAILED NOTES ON ALL FUNDS (CONTINUED)

Business-type Activities:

Golf Course Fund	\$ 674,111
Front Range Airport Fund	1,600,112
Water and Wastewater Fund	53,167
Total Depreciation Expense - Business-type Activities	<u>\$ 2,327,390</u>

3. CONSTRUCTION COMMITMENTS

The County has numerous active capital construction projects as of December 31, 2015. These projects include the Human Services Center and improvements to several streets in the County. At year-end, the County's commitments with contractors for capital construction are as follows:

Description of Project	Original Commitment	Spent-to-Date	Remaining Commitment
Stras Sanitary Sewer Connection	\$ 10,900	\$ 7,903	\$ 1,688
Human Services Center	62,695,133	2,807,629	59,887,504
Clay Street Trail	2,123,017	533,002	1,450,899
Lowell Blvd	97,947	19,458	78,489
Rotella Park	1,656,998	1,559,714	97,284
56th Ave Federal to Zuni	2,152,650	1,553	2,151,097
Justice Center Build Out	299,500	97,673	201,827
York St - Hwy 224 to 88th Ave	370,860	169,107	156,950
Ent Callbox System 8/2015 JAG	17,690	-	17,690
W 60th Ave Federal to RTD	249,061	76,362	172,700
Steele/Welby St 86th to 88th	196,522	112,370	84,152
Motor Vehicle Lobby Management System	201,125	193,428	7,697
Twin Lakes Park Renovations	72,208	-	72,208
A&E Fees for Posse @ Flt Rck	4,775	-	4,775
Total	<u>\$ 70,148,386</u>	<u>\$ 5,578,199</u>	<u>\$ 64,384,960</u>

C. INTERFUND BALANCES AND TRANSFERS

1. INTERFUND RECEIVABLES AND PAYABLES

The composition of interfund balances as of December 31, 2015 is as follows:

	Receivable Fund:							Total
	General Fund	Social Services Fund	Non-Major		Other Enterprise Funds	Front Range Airport Fund		
			Governmental Funds	Internal Service Funds				
<b>Payable Fund:</b>								
General Fund	\$ -	\$ 1,731	\$ 205	\$ 1,213,902	\$ 304,125	\$ 591,726		\$ 2,111,689
Road & Bridge Fund	815	-	-	-	-	-	815	
Social Services Fund	21,653	-	-	-	-	-	21,653	
Capital Facilities Fund	628,359	-	-	-	-	-	628,359	
Non-Major Governmental Funds	1,382,990	-	-	-	-	-	1,382,990	
Internal Service Funds	9	-	-	-	-	-	9	
Other Enterprise Funds	615,160	-	-	-	-	443,300	1,058,460	
Total Interfund Payables	<u>\$ 2,648,986</u>	<u>\$ 1,731</u>	<u>\$ 205</u>	<u>\$ 1,213,902</u>	<u>\$ 304,125</u>	<u>\$ 1,035,026</u>		<u>\$ 5,203,975</u>

NOTE 4. DETAILED NOTES ON ALL FUNDS (CONTINUED)

In 2015, the General Fund has paid \$2,648,986 to the County’s other funds to cover year-end operating expenses. This amount will be immediately reimbursed to the General Fund in the following year.

The Non-major Governmental Funds reported a total of \$205 due from other funds at the end of the year. The Social Services Fund owes the General Fund \$21,653 for operating expenses and cash flow.

The \$628,359 due from the Capital Facilities Fund to the General Fund is for part of the COP payments and to reimburse the General Fund for facilities employees working at the government center.

The Insurance Claims Fund is due \$1,213,902 from the General Fund as of December 31, 2015. This amount is made up of reimbursements for insurance expenses and dental, health, and workers’ compensation insurance premiums.

The Front Range Airport Fund is due \$591,726 from the General Fund and \$443,300 from the Water and Wastewater Fund for its operating and capital project subsidies.

The Other Enterprise Funds have an amount due from the General Fund in the amount of \$304,125 for an operating expenses contribution.

2. INTERFUND TRANSFERS IN AND OUT

The composition of the interfund transfers as of December 31, 2015 is as follows:

	<u>Transfers In:</u>				
	<u>General Fund</u>	<u>Front Range Airport Fund</u>	<u>Non-Major Governmental Funds</u>	<u>Other Enterprise Funds</u>	<u>Total</u>
<b>Transfers Out:</b>					
General Fund	\$ -	\$ 560,000	\$ -	\$ 304,125	\$ 864,125
Capital Facilities Fund	12,357,734	-	-	-	12,357,734
Non-Major Governmental Funds	9,277	-	1,010,468	-	1,019,745
Other Enterprise Funds	340,000	-	-	-	340,000
Total	<u>\$ 12,707,011</u>	<u>\$ 560,000</u>	<u>\$ 1,010,468</u>	<u>\$ 304,125</u>	<u>\$ 14,581,604</u>

As identified above, the total amount transferred to the General Fund was \$12,707,011. Of this amount, \$11,729,375 was transferred from the Capital Facilities Fund to the General Fund to reimburse the General Fund for interest and principal payments associated with certificates of participation and for operating expense of the Government Center. Please see Note 4.D2 for more detailed information on the County certificates of participation. Additional transfers were made to the General Fund from the Capital Facilities Fund for; personnel and overtime costs \$304,552, janitorial services of \$206,396, and public art in the Government Center of \$117,411. In addition, a transfer of \$9,277 was made to the General Fund from the Open Space Sales Tax Fund for the removal of Russian olive trees. The Golf Course Fund, a business-type activity enterprise fund, transferred \$340,000 to the General Fund in 2015. The Board of County Commissioners determines on an annual basis if the fund balance in the Golf Course Fund can support a reimbursement of a past capital contribution.

The General Fund transferred \$560,000 to the Front Range Airport Fund, to fund its operations and capital projects.

**NOTE 4. DETAILED NOTES ON ALL FUNDS (CONTINUED)**

The transfer of \$1,010,468 between non-major governmental funds consisted of \$891,297 in transfers from the Open Space Sales Tax Fund to the Open Space Projects Fund as part of space the 30% open sales tax collected annually from companies located in unincorporated Adams County to be distributed back to the County as well as to all incorporated jurisdictions within the County. In addition, transfers in the amount of \$119,171 were for Open Space Projects including the 136<sup>th</sup> Pedestrian Bridge and Trailhead Kiosk and Trail Map Fabrication Projects.

The transfer of \$304,125 from General Fund to Other Enterprise Funds, specifically Water and Wastewater Fund, is for an annual debt payment and operating expenses.

**D. LEASES & CERTIFICATES OF PARTICIPATION**

**1. OPERATING LEASES**

The County has entered into various lease obligations for both office space and office equipment. Payments made in 2015 total \$943,166 in governmental funds. The County also receives building usage fees from grant programs including, but not limited to, Social Services, Workforce Investment Act, and Head Start. These building usage fees are not included in the schedule below.

The following is a schedule of estimated future minimum lease payments for the County’s operating lease obligations as of December 31, 2015:

Year	Annual Lease Payments
2016	\$ 1,105,431
2017	1,043,357
2018	920,544
2019	483,468
2020	26,898
Total	<u>\$ 3,579,698</u>

**2. CERTIFICATES OF PARTICIPATION AND LEASE PURCHASE AGREEMENTS**

The County has participated in four separate sale-leaseback transactions for the sale and subsequent repurchase of several existing County properties and two lease-leaseback transactions.

The 2008 transaction resulted in the sale-leaseback in the amount of \$35,000,000 of four properties: the Offices of the District Attorney Building, the Sheriff and Coroner’s Headquarters, the Western Service Center, and the Development Building. This provided financing for the construction of the Justice Center Expansion, which was completed in 2009, and the first phase of the new Adams County Government Center, a multi-year project. The 2008 leaseback matures in December 2028 with interest rates ranging from 3.87% to 4.175%.

The 2010 transaction resulted in the lease-leaseback in the amount of \$15,500,000 of the new wing of the Justice Center. This provided financing for the construction and equipping of phase one of the new Government Center, which was completed in 2011. The 2010 leaseback matures in December 2030 with an interest rate of 4.24%.

NOTE 4. DETAILED NOTES ON ALL FUNDS (CONTINUED)

The 2014 transaction resulted in a lease-leaseback transaction in the form of a lease purchase agreement in the amount of \$8,720,000. This transaction refunded the 2003 sale-leaseback transaction. The 2003 transaction involved the Adams County Service Center as collateral and was used to provide financing for the purchase and remodel of the Western Service Center and the construction of the Offices of the District Attorney Building. The Western Service Center opened in February 2004 and the Offices of the District Attorney Building opened in May 2004. The 2014 leaseback matures in December 2023 with a 2.07% interest rate.

On December 17, 2015, the County issued 163,480,000 in Certificates of Participation. Of this amount, \$81,050,000 was used to advance refund \$93,315,000 of outstanding 2009 Certificates of Participation which had interest rates ranging from 3.0% to 5.25%. The net proceeds of \$92,739,696 (including a \$12,168,471 premium and \$478,774 in underwriting fees and issuance costs) were deposited in an irrevocable trust with an escrow agent to provide funds for the future debt service payment on the refunded Certificates of Participation. \$10,500,000 in debt service reserve funds from the 2009 Certificates of Participation were deposited into the same irrevocable trust with an escrow agent along with the net proceeds of \$92,739,696. As a result, the 2009 Certificates of Participation are considered defeased and the liability for those bonds has been removed from the Statement of Net Position.

The reacquisition price exceeded the net carrying amount of the old debt by \$9,541,977. The County advance refunded the 2009 Certificates of Participation to reduce its total debt service payments over 14 years by \$23,562,542 and to obtain an economic gain (difference between the present values of the debt service payments on the old and new debt) of \$17,175,285 less prior debt service funds of \$10,500,000, for a net present value savings of \$6,675,285.

The remaining \$82,430,000 of proceeds from the 2015 Certificates of Participation are for the purpose of financing the acquisition, design, remodel and expansion of a building currently owned by the County for use as its Human Services Center. The 2015 Certificates of Participation mature in December 2045 with interest rates ranging from 2.0% to 5.0%.

The future minimum obligations, subject to annual appropriation, and the net present value of these minimum payments as of December 31, 2015 are as follows:

<b>Year Ending December 31</b>	<b>Principal</b>	<b>Interest</b>	<b>Total</b>
2016	\$ 7,177,370	\$ 7,837,197	\$ 15,014,567
2017	7,251,470	7,911,465	15,162,935
2018	7,526,765	7,635,522	15,162,287
2019	7,775,000	7,391,704	15,166,704
2020	8,070,000	7,097,624	15,167,624
2021-2025	44,095,000	29,610,123	73,705,123
2026-2030	38,660,000	19,552,814	58,212,814
2031-2035	20,305,000	13,696,000	34,001,000
2036-2040	24,880,000	9,118,600	33,998,600
2041-2045	30,275,000	3,727,800	34,002,800
Total	<u>\$ 196,015,605</u>	<u>\$ 113,578,849</u>	<u>\$ 309,594,454</u>

NOTE 4. DETAILED NOTES ON ALL FUNDS (CONTINUED)

3. NOTE PAYABLE

During 2007, the Water and Wastewater Fund, a business-type activity enterprise fund related to the Front Range Airport Fund (prior to 2014 was a discretely presented component unit of the County) obtained a loan for \$1,800,000 from the Colorado Department of Transportation's State Infrastructure Bank to finance the construction of a wastewater treatment plant. Principal and interest payments of \$211,015 are due annually in July, through 2017. Interest accrues at the rate of 3% per annum.

Annual debt service requirements for the note payable as of December 31, 2015 are as follows:

<u>Year Ending December 31</u>	<u>Principal</u>	<u>Interest</u>	<u>Total</u>
2016	\$ 198,902	\$ 12,113	\$ 211,015
2017	204,868	6,147	211,015
Total	<u>\$ 403,770</u>	<u>\$ 18,260</u>	<u>\$ 422,030</u>

E. LONG-TERM LIABILITIES

During the year ended December 31, 2015, the following changes occurred in long-term liabilities:

	<u>Beginning Balance</u>	<u>Additions</u>	<u>Reductions</u>	<u>Ending Balance</u>	<u>Due Within One Year</u>
<b>Governmental Activities</b>					
Certificates of Participation and Lease Purchase Agreements	\$ 132,749,836	\$ 163,480,000	\$ (100,214,231)	\$ 196,015,605	\$ 7,177,370
Debt Premium	382,719	15,224,062	(443,339)	15,163,442	-
Section 108 Loan	9,000,000	-	(6,200,000)	2,800,000	-
Claims	8,440,792	12,449,752	(13,843,261)	7,047,283	3,278,482
Net OPEB Obligation	10,317,543	2,457,415	(802,798)	11,972,160	-
Compensated Absences	13,717,811	12,892,387	(11,923,067)	14,687,131	1,431,850
Total Long-Term Liabilities	<u>\$ 174,608,701</u>	<u>\$ 206,503,616</u>	<u>\$ (133,426,696)</u>	<u>\$ 247,685,621</u>	<u>\$ 11,887,702</u>
<b>Business-Type Activities</b>					
2007 Note Payable	\$ 596,880	\$ -	\$ (193,110)	\$ 403,770	\$ 198,902
Compensated Absences	104,585	88,446	(85,604)	107,427	107,427
Total Long-Term Liabilities	<u>\$ 701,465</u>	<u>\$ 88,446</u>	<u>\$ (278,714)</u>	<u>\$ 511,197</u>	<u>\$ 306,329</u>

OPEB and compensated absences are liquidated out of the fund in which the employee was paid. Significant funds that may be used to liquidate the liabilities include the major funds: General Fund, Road and Bridge Fund, and Social Services Fund.

**NOTE 4. DETAILED NOTES ON ALL FUNDS (CONTINUED)**

---

In 2011, the County entered into a long-term loan guarantee with US Department of Housing and Urban Development under the Section 108 Loan Guarantee Program. The County uses the loan to provide funding to The Globeville Commercial Urban Redevelopment Area (Globeville) for the remediation of existing environmental contamination to restore the property for commercial viability to provide job opportunities in a low-income community. The Globeville Commercial Urban Redevelopment Area has entered into a loan agreement with the County for this funding. The County has pledged future Community Development Block Grants as security for the guaranteed loan with HUD. The County has been approved for this project for up to \$10 million.

As of December 31, 2015, \$10 million has been advanced; \$9 million from HUD and \$1 million from the County. Interest is payable quarterly at a variable interest rate equal to the LIBOR rate plus 0.2%. The County's first principal payment to HUD is due beginning August 1, 2016, however a payment of \$6,200,000 was made in 2015. This payment was made by the County to HUD and was funded from monies received from Globeville.

Globeville is responsible for making payments to the County for the principal and interest on the loan. At this time, the County expects Globeville to pay for 100% of the loan amount plus interest. In the unlikely event that Globeville is unable to pay, the County will be responsible for the repayment of the loan to the U.S. Department of Housing and Urban Development. The total due from Globeville as of December 31, 2015 was \$3,788,514.

**NOTE 5. INSURANCE CLAIMS FUND**

---

---

The insurance activities of the County are accounted for in the Insurance Claims Fund, which is an internal service fund. The insurance programs consist of several health plans, dental plans, an unemployment claims plan, a workers' compensation plan, and the property and general liability programs. The majority of the plans are self-funded. As of January 1, 2015, the County's vision plan also became a self-insured plan.

The County also uses excess insurance coverage to limit the exposure to large losses on the self-funded workers' compensation plan and the property and general liability programs. Excess insurance permits the recovery of a portion of the losses from claims, although it does not discharge the primary liability to the County.

There are no reductions in insurance coverage from prior years. Settlements have not exceeded insurance coverage in the past three years.

The County has a stop-loss policy for the self-insured health plans. Any individual claim paid which exceeds \$250,000 is covered by the stop-loss policy.

The County's liability for unemployment benefits is determined by the State of Colorado Department of Labor and Employment. All claims for benefits are paid on a reimbursement basis.

Workers' Compensation claims are administered through an intergovernmental agreement for shared services with the Jefferson County School District R-1 as administrator. The program is supported through premiums charged to County Offices and Departments. Coverage is provided through a combination of self-insurance and an excess insurance policy. The County's maximum liability for workers' compensation claims under the plan is \$650,000 per occurrence.

NOTE 5. INSURANCE CLAIMS FUNDS (CONTINUED)

Current protection for the property and general liability programs is also provided through a combination of self-insurance and an excess insurance policy. Covered claims over these amounts for liability claims are covered by excess insurance up to \$10 million per occurrence with a \$10 million annual aggregate. Property is protected by an excess insurance policy for replacement cost subject to a deductible of \$50,000 per occurrence and \$150 million limit. The following represents the changes in unpaid claims liabilities during the past two years.

	General Liability	Workers Comp	Dental	Health	Vision	Total
Unpaid Claims January 1, 2014	3,080,724	1,606,336	131,533	3,230,144	-	8,048,737
Incurred Claims	1,306,299	1,021,329	737,371	13,403,837	-	16,468,836
Claim Payments	(1,299,391)	(998,438)	(744,558)	(13,034,394)	-	(16,076,781)
Unpaid Claims December 31, 2014	<u>\$ 3,087,632</u>	<u>\$ 1,629,227</u>	<u>\$ 124,346</u>	<u>\$ 3,599,587</u>	<u>\$ -</u>	<u>\$ 8,440,792</u>
Incurred Claims	930,574	986,644	697,236	9,630,362	204,936	12,449,752
Claim Payments	(694,080)	(905,940)	(744,389)	(11,312,898)	(185,954)	(13,843,261)
Unpaid Claims December 31, 2015	<u>\$ 3,324,126</u>	<u>\$ 1,709,931</u>	<u>\$ 77,193</u>	<u>\$ 1,917,051</u>	<u>\$ 18,982</u>	<u>\$ 7,047,283</u>

NOTE 6. DEFINED BENEFIT PENSION PLAN

A. PLAN DESCRIPTION

The County contributes to the Adams County Retirement Plan (the Plan), which is a defined benefit cost-sharing multiple-employer plan. The County and the Rangeview Library District are currently the only participating employers in the Plan. The Plan includes all full-time and permanent part-time employees working 30 hours or more per week.

The Plan provides retirement, disability and death benefits. All benefits are determined by the requirements established by the Plan. For employees hired in covered employment after January 1, 2010, the retirement benefit is based on the employee's career compensation, multiplied by 1.75% and divided by 12. Employees hired prior to January 1, 2010 receive a benefit payable for life with a guarantee of 120 payments. Employees hired on or after January 1, 2010 receive a benefit of a single life annuity. Optional benefits are available which provide alternative survivorship benefits. Disability benefits are calculated in the same manner as a normal retirement benefit, using the participant's date of hire to verify compensation. Death benefits, which an employee's beneficiary may receive from the Plan, are dependent upon when the employee's death occurs. Benefit provision changes are made by the Adams County Retirement Board, which was established under the authority of Colorado Revised Statutes 24-54-107. The Adams County Retirement Board is the administrator of the Plan.

The Plan issues a publicly available annual financial report that may be obtained by writing to Adams County Retirement Plan, 4430 South Adams County Parkway, Brighton, Colorado, 80601 or by calling 720-523-6167. The annual financial report can also be obtained at the following web address: [www.acretirement.org](http://www.acretirement.org)



NOTE 6. DEFINED BENEFIT PENSION PLAN (CONTINUED)

B. CONTRIBUTIONS

The authority for establishing the funding policy of the Plan is vested with the Board of County Commissioners. The Commissioners mandate the contribution obligation by resolution. In 2004, the Commissioners resolved to gradually increase both employee and employer contributions to the plan from 6.0% to 8.0%. The Commissioners resolved that this increase would take place over a seven year period, beginning January 1, 2005. In 2009, the Commissioners resolved to continue the increase at a rate of 0.25% per year up to 9.0%. The rate of 9% was effective January 1, 2015.

Per the resolutions, the 2015 funding policy calls for equal contributions of 9.00% of base salaries from the employers and from covered employees. The County contributed \$9,378,082 at the rate of 9.00% during 2015. This amount represents 100% of the contribution required by the funding policy as of December 31, 2015.

C. PENSION LIABILITIES, PENSION EXPENSE AND DEFERRED OUTFLOWS OF RESOURCES AND DEFERRED INFLOWS OF RESOURCES RELATED TO PENSIONS

At December 31, 2015, the County reported a liability of \$155,674,516 for its proportionate share of the net pension liability. The net pension liability was measured as of December 31, 2014, and the total pension liability used to calculate the net pension liability was determined by an actuarial valuation as of that date. The County's proportion of the net pension liability was based on a projection of the County's long-term share of contributions to the pension plan relative to the projected contributions of all participating entities, actuarially determined. At December 31, 2014, the County's proportion was 96.7602% which was not a significant change from its proportion measured at December 31, 2013.

For the year ended December 31, 2015, the County recognized pension expense of \$13,109,811. In addition, at December 31, 2015, the County reported deferred outflows of resources related to pension from the following sources:

	<u>Deferred Outflows of Resources</u>
Net difference between projected and actual earnings on pension plan investments	\$ 777,144
County contributions subsequent to the measurement date	<u>9,378,082</u>
Total	<u>\$ 10,155,226</u>

The County contributions subsequent to the measurement date of \$9,378,082 reported as deferred outflows of resources related to pensions will be recognized as a reduction of the net pension liability in the year ended December 31, 2016.

Other amounts reported as deferred outflows of resources and deferred inflows of resources related to pensions will be recognized in pension expense as follows:

NOTE 6. DEFINED BENEFIT PENSION PLAN (CONTINUED)

	<u>Year ended December 31</u>
2016	\$ 194,286
2017	194,286
2018	194,286
2019	194,286
<b>Total</b>	<b>\$ 777,144</b>

ACTUARIAL ASSUMPTIONS

The total pension liability in the December 31, 2014 actuarial valuation was determined using the following actuarial assumptions, applied to all periods included in the measurement:

Inflation	2.80%
Salary Increases	3.80% to 9.30% including inflation
Investment Rate of Return	7.50%

Mortality rates were based on the RP-2000 Blue Collar Healthy Annuitant Generational Mortality Table set back 1 year for females.

The actuarial assumptions used in the December 31, 2014 valuation were based on the results of an actuarial experience study for the period 2009 – 2013.

Effective January 1, 2014, the benefit provisions were changed affecting prospective service for Tier 1 and Tier 2 members:

- Benefit accruals of 1.75% of Career Compensation earned on or after January 1, 2014.
- For members taking a refund of contributions, the County match percentage will not apply to any contributions made on or after January 1, 2014.
- Employee and employer contribution rates were increased from 8.50% to 8.75%

The long-term expected rate of return on pension plan investments was determined using a building-block method in which best-estimate ranges of expected future real rates of return (expected returns, net of pension plan investment expense and inflation) are developed for each major asset class. These ranges are combined to produce the long-term expected rate of return by weighting the expected future real rates of return by the target asset allocation percentage and by adding expected inflation. Best estimates of arithmetic real rates of return were adopted by the plan’s trustees after considering input from the plan’s investment consultant(s) and actuary(s). For each major asset class that is included in the pension plan’s target asset allocation as of January 1, 2014, these best estimates are summarized in the following table:

NOTE 6. DEFINED BENEFIT PENSION PLAN (CONTINUED)

<u>Asset Class</u>	<u>Target Allocation</u>	<u>Long-Term Expected Real Rate of Return</u>
Domestic Fixed Income	15.00%	0.90%
International Fixed Income	0.00%	0.00%
Domestic Equity	50.00%	5.68%
International Equity	0.00%	0.00%
Private Equity	5.00%	8.88%
Real Estate	20.00%	2.02%
Alternative Investments	10.00%	3.22%
Cash	0.00%	0.00%
<b>Total</b>	<b>100.00%</b>	

DISCOUNT RATE

A single discount rate of 7.50% was used to measure the total pension liability. This single discount rate was based on the expected rate of return on pension plan investments of 7.50%. The projection of cash flows used to determine this single discount rate assumed that plan member contributions will be made at the current contribution rate and that employer contributions, by ordinance, will be equal to the member contributions. Based on these assumptions, the pension plan's fiduciary net position was projected to be available to make all projected future benefit payments of current plan members. Therefore, the long-term expected rate of return on pension plan investments was applied to all periods of projected benefit payments to determine the total pension liability.

SENSITIVITY OF THE COUNTY'S PROPORTIONATE SHARE OF THE NET PENSION LIABILITY TO CHANGES IN THE DISCOUNT RATE

Regarding the sensitivity of the net pension liability to changes in the single discount rate, the following presents the plan's net pension liability, calculated using a single discount rate of 7.500%, as well as what the plan's net pension liability would be if it were calculated using a single discount rate that is 1-percentage-point lower or 1-percentage-point higher:

	<b>1% Decrease</b>	<b>Current Single Discount Rate Assumption</b>	<b>1% Increase</b>
	<b>6.50%</b>	<b>7.50%</b>	<b>8.50%</b>
County's proportionate share of the net pension liability	\$ 199,033,905	\$ 155,674,516	\$ 116,229,215

PENSION PLAN FIDUCIARY NET POSITION

Detailed information about the Plan's fiduciary net position is available in the separately issued Plan financial statements and can be obtained at the following web address: [www.acretirement.org](http://www.acretirement.org)

---

## NOTE 7. 17<sup>TH</sup> JUDICIAL DISTRICT - DISTRICT ATTORNEY - PARTICIPATION IN PUBLIC EMPLOYEES' RETIREMENT ASSOCIATION (PERA)

---

### A. PLAN DESCRIPTION

---

The District Attorney for the 17<sup>th</sup> Judicial District is an eligible employee for participation in the State Division Trust Fund (SDTF)—a cost-sharing multiple-employer defined benefit pension plan administered by the Public Employees' Retirement Association (PERA). Plan benefits are specified in Title 24, Article 51 of the Colorado Revised Statutes (C.R.S.), administrative rules set forth at 8 C.C.R. 1502-1, and applicable provisions of the federal Internal Revenue Code. The County is responsible for contributing twenty percent of the employer contributions to PERA based on the rate for the state division set forth in C.R.S. § 24-51-401. Since the County is legally required to make the contributions to PERA for the District Attorney of the 17<sup>th</sup> Judicial District, the requirements of GASB 68 state that a special funding situation exists. Under the auspices of GASB 68, a special funding situation requires the County to record in its financial statements a proportionate share of PERA's collective net pension liability, pension expense, and deferred inflows and outflows related to the District Attorney for the 17<sup>th</sup> Judicial District.

PERA provides retirement, disability, and survivor benefits. Retirement benefits are determined by the amount of service credit earned and/or purchased, highest average salary, the benefit structure(s) under which the member retires, the benefit option selected at retirement, and age at retirement. Retirement eligibility is specified in tables set forth at C.R.S. § 24-51-602, 604, 1713, and 1714.

As Colorado State law provisions may be amended from time to time by the Colorado General Assembly, PERA issues a publicly available comprehensive annual financial report that can be obtained at [www.copera.org/investments/pera-financial-reports](http://www.copera.org/investments/pera-financial-reports).

The lifetime retirement benefit for all eligible retiring employees under the PERA Benefit Structure is the greater of the:

- Highest average salary multiplied by 2.5 percent and then multiplied by years of service credit
- The value of the retiring employee's member contribution account plus a 100 percent match on eligible amounts as of the retirement date. This amount is then annuitized into a monthly benefit based on life expectancy and other actuarial factors.

The lifetime retirement benefit for all eligible retiring employees under the Denver Public Schools (DPS) Benefit Structure is the greater of the:

- Highest average salary multiplied by 2.5 percent and then multiplied by years of service credit
- \$15 times the first 10 years of service credit plus \$20 times service credit over 10 years plus a monthly amount equal to the annuitized member contribution account balance based on life expectancy and other actuarial factors.

In all cases the service retirement benefit is limited to 100 percent of highest average salary and also cannot exceed the maximum benefit allowed by federal Internal Revenue Code.

NOTE 7. 17<sup>TH</sup> JUDICIAL DISTRICT – DISTRICT ATTORNEY – PARTICIPATION IN PUBLIC EMPLOYEES’ RETIREMENT ASSOCIATION (PERA) (CONTINUED)

Members may elect to withdraw their member contribution accounts upon termination of employment with all PERA employers; waiving rights to any lifetime retirement benefits earned. If eligible, the member may receive a match of either 50 percent or 100 percent on eligible amounts depending on when contributions were remitted to PERA, the date employment was terminated, whether 5 years of service credit has been obtained and the benefit structure under which contributions were made.

Benefit recipients who elect to receive a lifetime retirement benefit are generally eligible to receive post-retirement cost-of-living adjustments (COLAs), referred to as annual increases in the C.R.S. Benefit recipients under the PERA benefit structure who began eligible employment before January 1, 2007 and all benefit recipients of the DPS benefit structure receive an annual increase of 2 percent, unless PERA has a negative investment year, in which case the annual increase for the next three years is the lesser of 2 percent or the average of the Consumer Price Index for Urban Wage Earners and Clerical Workers (CPI-W) for the prior calendar year. Benefit recipients under the PERA benefit structure who began eligible employment after January 1, 2007 receive an annual increase of the lesser of 2 percent or the average CPI-W for the prior calendar year, not to exceed 10 percent of PERA’s Annual Increase Reserve for the SDTF.

Disability benefits are available for eligible employees once they reach five years of earned service credit and are determined to meet the definition of disability. State Troopers whose disability is caused by an on-the-job injury are immediately eligible to apply for disability benefits and do not have to meet the five years of service credit requirement. The disability benefit amount is based on the retirement benefit formula shown above considering a minimum 20 years of service credit, if deemed disabled.

Survivor benefits are determined by several factors, which include the amount of earned service credit, highest average salary of the deceased, the benefit structure(s) under which service credit was obtained, and the qualified survivor(s) who will receive the benefits.

**B. CONTRIBUTIONS**

Eligible employees and the County are required to contribute to the SDTF at a rate set by Colorado statute. The contribution requirements are established under C.R.S. § 24-51-401, *et seq.* Eligible employees with the exception of State Troopers are required to contribute 8 percent of their PERA-includable salary. Eligible employees who are State Troopers are required to contribute 10 percent of their PERA-includable salary. The employer contribution requirements for all employees except State Troopers are summarized in the table below:

	For the Year Ended December 31, 2015
Employer Contribution Rate <sup>1</sup>	10.15%
Amount of Employer Contribution apportioned to the Health Care Trust Fund as specified in C.R.S. § 24-51-208(1)(f) <sup>1</sup>	-1.02%
Amount Apportioned to the SDTF <sup>1</sup>	9.13%
Amortization Equalization Disbursement (AED) as specified in C.R.S. § 24-51-411 <sup>1</sup>	4.20%
Supplemental Amortization Equalization Disbursement (SAED) as specified in C.R.S. § 24-51-411 <sup>1</sup>	4.00%
Total Employer Contribution Rate to the SDTF <sup>1</sup>	17.33%

**NOTE 7. 17<sup>TH</sup> JUDICIAL DISTRICT – DISTRICT ATTORNEY – PARTICIPATION IN PUBLIC EMPLOYEES’ RETIREMENT ASSOCIATION (PERA) (CONTINUED)**

<sup>1</sup>Rates are expressed as a percentage of salary as defined in C.R.S. § 24-51-101(42).

Employer contributions are recognized by the SDTF in the period in which the compensation becomes payable to the member and Adams County is statutorily committed to pay the contributions to the SDTF. Employer contributions recognized by the SDTF from Adams County were \$37,408 for the year ended December 31, 2015.

**C. PENSION LIABILITIES, PENSION EXPENSE AND DEFERRED OUTFLOWS OF RESOURCES AND DEFERRED INFLOWS OF RESOURCES RELATED TO PENSIONS**

At December 31, 2015, Adams County reported a liability of \$712,193 for its proportionate share of the net pension liability. The net pension liability was measured as of December 31, 2014, and the total pension liability used to calculate the net pension liability was determined by an actuarial valuation as of December 31, 2013. Standard update procedures were used to roll forward the total pension liability to December 31, 2014. Adams County’s proportion of the net pension liability was based on the County’s contributions to the SDTF for the calendar year 2014 relative to the total contributions of participating employers to the SDTF.

At December 31, 2014, Adams County’s proportion was .0075712694 percent, which was a decrease of .0004014657 percent from its proportion measured as of December 31, 2013.

For the year ended December 31, 2015, Adams County recognized pension expense of \$56,771.

At December 31, 2015, Adams County reported deferred outflows of resources and deferred inflows of resources related to pensions from the following sources:

	<b>Deferred Outflows of Resources</b>	<b>Deferred Inflows of Resources</b>
Net difference between projected and actual earnings on pension plan investments	\$ 14,522	\$ -
Differences between expected and actual experience	-	53
Changes in proportion and differences between County contributions and proportionate share of contributions	-	23,302
Contributions subsequent to the measurement date	37,408	-
<b>Total</b>	<b>\$ 51,930</b>	<b>\$ 23,355</b>

The amount of \$37,408 reported as deferred outflows of resources related to pensions, resulting from contributions subsequent to the measurement date, will be recognized as a reduction of the net pension liability in the year ended December 31, 2016. Other amounts reported as deferred outflows of resources and deferred inflows of resources related to pensions will be recognized in pension expense as follows:

NOTE 7. 17<sup>TH</sup> JUDICIAL DISTRICT – DISTRICT ATTORNEY – PARTICIPATION IN PUBLIC EMPLOYEES’ RETIREMENT ASSOCIATION (PERA) (CONTINUED)

	<b>Year ended December 31</b>	
2016	\$	(8,859)
2017		(7,236)
2018		3,631
2019		3,631
<b>Total</b>	<b>\$</b>	<b>(8,833)</b>

ACTUARIAL ASSUMPTIONS

The total pension liability in the December 31, 2013 actuarial valuation was determined using the following actuarial assumptions and other inputs:

Price inflation	2.80 percent
Real wage growth	1.10 percent
Wage inflation	3.90 percent
Salary increases, including wage inflation	3.90 – 9.57 percent
Long-term investment Rate of Return, net of pension plan investment expenses, including price inflation	7.50 percent
Future post-retirement benefit increases:	
PERA Benefit Structure hired prior to 1/1/07; and DPS Benefit Structure (automatic)	2.00 percent
PERA Benefit Structure hired after 12/31/06 (ad hoc, substantively automatic)	Financed by the Annual Increase Reserve

Mortality rates were based on the RP-2000 Combined Mortality Table for Males or Females, as appropriate, with adjustments for mortality improvements based on a projection of Scale AA to 2020 with Males set back 1 year, and Females set back 2 years.

The actuarial assumptions used in the December 31, 2013 valuation were based on the results of an actuarial experience study for the period January 1, 2008 through December 31, 2011, adopted by PERA’s Board on November 13, 2012, and an economic assumption study, adopted by PERA’s Board on November 15, 2013 and January 17, 2014.

The SDTF’s long-term expected rate of return on pension plan investments was determined using a log-normal distribution analysis in which best estimate ranges of expected future real rates of return (expected return, net of investment expense and inflation) were developed for each major asset class. These ranges were combined to produce the long-term expected rate of return by weighting the expected future real rates of return by the target asset allocation percentage and then adding expected inflation.

As of the most recent analysis of the long-term expected rate of return, presented to the PERA Board on November 15, 2013, the target allocation and best estimates of geometric real rates of return for each major asset class are summarized in the following table:

NOTE 7. 17<sup>TH</sup> JUDICIAL DISTRICT – DISTRICT ATTORNEY – PARTICIPATION IN PUBLIC EMPLOYEES’ RETIREMENT ASSOCIATION (PERA) (CONTINUED)

Asset Class	Target Allocation	10 Year Expected Geometric Real Rate of Return
U.S. Equity – Large Cap	26.76%	5.00%
U.S. Equity – Small Cap	4.40%	5.19%
Non U.S. Equity – Developed	22.06%	5.29%
Non U.S. Equity – Emerging	6.24%	6.76%
Core Fixed Income	24.05%	0.98%
High Yield	1.53%	2.64%
Long Duration Gov’t/Credit	0.53%	1.57%
Emerging Market Bonds	0.43%	3.04%
Real Estate	7.00%	5.09%
Private Equity	7.00%	7.15%
Total	100.00%	

\*In setting the long-term expected rate of return, projections employed to model future returns provide a range of expected long-term returns that, including expected inflation, ultimately support a long-term expected rate of return assumption of 7.50%.

**DISCOUNT RATE**

The discount rate used to measure the total pension liability was 7.50 percent. The projection of cash flows used to determine the discount rate assumed that employee contributions will be made at the current contribution rate and that employer contributions will be made at rates equal to the fixed statutory rates specified in law, including current and future AED and SAED, until the Actuarial Value Funding Ratio reaches 103 percent, at which point, the AED and SAED will each drop 0.50 percent every year until they are zero. Based on those assumptions, the SDTF’s fiduciary net position was projected to be available to make all projected future benefit payments of current members. Therefore, the long-term expected rate of return on pension plan investments was applied to all periods of projected benefit payments to determine the total pension liability. The discount rate determination does not use the Municipal Bond Index Rate. There was no change in the discount rate from the prior measurement date.

**SENSITIVITY OF THE COUNTY’S PROPORTIONATE SHARE OF THE NET PENSION LIABILITY TO CHANGES IN THE DISCOUNT RATE**

The following presents the proportionate share of the net pension liability calculated using the discount rate of 7.50 percent, as well as what the proportionate share of the net pension liability would be if it were calculated using a discount rate that is 1-percentage-point lower (6.50 percent) or 1-percentage-point higher (8.50 percent) than the current rate:

	1% Decrease 6.50%	Current Single Discount Rate Assumption 7.50%	1% Increase 8.50%
Net Pension Liability	\$ 913,203	\$ 712,193	\$ 543,116



NOTE 7. 17<sup>TH</sup> JUDICIAL DISTRICT – DISTRICT ATTORNEY – PARTICIPATION IN PUBLIC EMPLOYEES’ RETIREMENT ASSOCIATION (PERA) (CONTINUED)

---

PENSION PLAN FIDUCIARY NET POSITION

Detailed information about the SDTF’s fiduciary net position is available in PERA’s comprehensive annual financial report which can be obtained at [www.copera.org/investments/pera-financial-reports](http://www.copera.org/investments/pera-financial-reports).

**NOTE 8. OTHER POST-EMPLOYMENT BENEFITS**

---

---

**A. PLAN DESCRIPTION**

---

The Adams County Postemployment Retiree Health Care Plan Program, a single-employer plan, offers post-employment health insurance benefits to employees meeting the eligibility requirements for retirement and the employee retires from the County.

The County contributes up to \$50 per month towards group health insurance premiums for those participants with retirement dates after January 1, 1991. On October 29, 1990, the Board of County Commissioners adopted a resolution approving the Retiree Health Care Plan, which provides retirees access to the County medical plans. Presently no other post-employment benefits are offered. The Retiree Health Care Plan does not issue a stand-alone financial report.

**B. FUNDING POLICY**

---

The contribution requirements of plan members and the County are established by, and may be amended by, the Board of County Commissioners. The required contribution by the retiree is on a pay-as-you-go financing requirement. The premium rates are established and approved by the Board of County Commissioners. The County contributions are on a pay-as-you-go basis. For the year ended December 31, 2015, the County contributed \$232,450 towards the premiums, in addition to paying claims for the self-insured health plan in excess of retiree’s contribution. The self-funded plans administrative fees and claims are paid on a pay-as-you-go basis.

**C. ANNUAL OPEB COST AND NET OPEB OBLIGATION**

---

The County’s annual other postemployment benefit (OPEB) cost (expense) is calculated based on the annual required contribution of the employer (ARC), an amount actuarially determined in accordance with the parameters of GASB Statement 45. The ARC represents a level of funding that, if paid on an ongoing basis, is projected to cover normal cost each year and amortize any unfunded actuarial liabilities (or funding excess) over a period of thirty years. The following table shows the components of the County’s annual OPEB cost for the year, the actuarially established subsidy contribution to the plan, and changes in the County’s net OPEB obligations to the Retiree Health Care Plan Program:

NOTE 8. OTHER POST-EMPLOYMENT BENEFITS (CONTINUED)

	<b><u>2015</u></b>
Annual required contribution	\$ 2,431,700
Interest on net OPEB obligation	361,114
Adjustment to annual required contribution	<u>(335,399)</u>
Annual OPEB cost	\$ 2,457,415
County contributions	<u>(802,798)</u>
Increase in net OPEB obligation	\$ 1,654,617
Net OPEB obligation – beginning of year	<u>10,317,543</u>
Net OPEB obligation – ending of year	<u><u>\$ 11,972,160</u></u>

The County’s annual OPEB cost, the percentage of annual OPEB cost contributed to the plan and the net OPEB obligation for 2015 and the preceding three years follows.

Fiscal Year Ended	Annual OPEB Cost	Percentage of Annual OPEB Cost Contributed	Net OPEB Obligation
12/31/2012	\$ 2,257,983	30.15%	\$ 7,242,214
12/31/2013	\$ 2,250,666	33.05%	\$ 8,748,947
12/31/2014	\$ 2,338,567	32.92%	\$ 10,317,543
12/31/2015	\$ 2,457,415	32.67%	\$ 11,972,160

D. FUNDED STATUS AND FUNDING PROGRESS

At January 1, 2016, the date of the most recent actuarial valuation, the Actuarial Accrued Liability (AAL) was \$24.98 million. There was no asset value. The covered payroll (annual payroll of active employees covered by the plan) was \$106.7 million. The ratio of the UAAL at December 31, 2015 to the covered payroll was 23.4 percent. Actuarial valuations of an ongoing plan involve estimates of the value of reported amounts and assumptions about the probability of occurrence of events far into the future. Assumptions made include among others, annual rates of payroll increases, health care cost trends, and mortality rates. Amounts determined regarding the funded status of the plan and the ARC of the employer are subject to continual revision as actual results are compared with past expectations and new estimates are made about the future. The schedule of funding progress, presented as required supplementary information following the notes to the financial statements, presents multiyear trend information about whether the actuarial value of plan assets is increasing or decreasing over time relative to the actuarial accrued liabilities for benefits.

E. ACTUARIAL METHODS AND ASSUMPTIONS

Projections of benefits for financial reporting purposes are based on the substantive plan as understood by the employer and plan members. Projections and calculations are based on the types of benefits provided at the time of each valuation and the historical pattern of sharing of the benefit costs between the employer and plan members to that point.

NOTE 8. OTHER POST-EMPLOYMENT BENEFITS (CONTINUED)

---

The actuarial methods and assumptions used include techniques that are designed to reduce the effects of short-term volatility in actuarial accrued liabilities and the actuarial value of assets, consistent with the long-term perspective of the calculations. In the January 1, 2016 actuarial valuation, the individual entry-age actuarial cost method was used. The actuarial assumptions also included a 3.5 percent investment rate of return on the employer's own investments (there are currently no plan assets), a 3.8 percent increase in covered payroll, zero inflation, and initially, an annual healthcare cost trend rate of 7.25 percent with an expected reduction to 4.5 percent by 2030. The UAAL is being amortized by a level percent of payroll method. The amortization period is on an open thirty year basis.

NOTE 9. CONDUIT DEBT OBLIGATIONS

---

---

The County has participated in various issuances of bonds including; private activity bonds, single and multi-family housing mortgage revenue bonds, and industrial development revenue bonds. These bonds are not direct or contingent liabilities of the County in any manner and are not reported as liabilities in the accompanying financial statements. Revenues from facilities constructed or from mortgages pledged are for the total payment of principal and interest. Bondholders can only look to these sources for repayment.

As of December 31, 2015, a total of \$191,594,360 in bonds is outstanding as conduit debt. The original amount of the debt was \$224,794,850. The oldest issue originated in 1986 with a date to mature in 2017. Reductions in 2015 included payments of annual debt service and reductions in amounts no longer listed as outstanding totaling \$7,807,186.

NOTE 10. NONSPENDABLE, RESTRICTED, AND UNRESTRICTED FUND BALANCE

---

---

Fund balance is categorized into five categories:

Nonspendable – amounts that cannot be spent either because they are not spendable in form or because they are legally or contractually required to be maintained intact.

Restricted – amounts that are subject to externally enforceable legal purpose restrictions imposed by creditors, grantors, contributors, or laws and regulations of other governments; or through constitutional provisions or enabling legislation.

Committed – amounts that are subject to a purpose constraint imposed by a formal action of the Board of County Commissioners. The Board is the highest level of decision-making authority for the County. Commitments may be established, modified or rescinded only through resolutions approved by the Board.

Assigned – amounts that are subject to a purpose constraint that represents an intended use, but does not meet the criteria to be classified as restricted or committed. The purpose of the assignment must be narrower than the purpose of the General Fund, and in funds other than the General Fund, assigned fund balance represents the residual amount of fund balance. The Board has delegated the authority to assign unrestricted fund balance to the County Manager and/or the Finance Director, per the County's GASB 54 Implementation Guide.

**NOTE 10. NONSPENDABLE, RESTRICTED, AND UNRESTRICTED FUND BALANCE (CONTINUED)**

Unassigned – represents the residual classification of amounts that are not subject to external restrictions and have not been committed or assigned.

Nonspendable, restricted, committed, and assigned fund balances of the Governmental Funds consists of the following:

	<u>General Fund</u>	<u>Road &amp; Bridge Fund</u>	<u>Social Services Fund</u>	<u>Capital Facilities Fund</u>	<u>Other Governmental</u>	<u>Total</u>
Fund Balances						
Restricted For:						
TABOR	\$ 5,863,365	\$ -	\$ -	\$ -	\$ -	\$ 5,863,365
Sheriff Booking Fee	133,659	-	-	-	-	133,659
Sheriff Intelligence Funds	62,951	-	-	-	-	62,951
Public Land Dedication	837,960	-	-	-	-	837,960
Special Transit	483,403	-	-	-	-	483,403
IV - E Program	-	-	3,901,032	-	-	3,901,032
Conservation Trust	-	-	-	-	1,592,512	1,592,512
Hazardous Waste	-	-	-	-	2,610,335	2,610,335
Open Space Grants	-	-	-	-	35,556,361	35,556,361
DIA Noise Mitigation	-	-	-	-	1,353,569	1,353,569
Human Services Center	-	-	-	85,000,000	-	85,000,000
Grant Programs	-	-	-	-	5,559,602	5,559,602
Total Restricted	<u>7,381,338</u>	<u>-</u>	<u>3,901,032</u>	<u>85,000,000</u>	<u>46,672,379</u>	<u>142,954,749</u>
Committed To:						
Strategic Reserve	39,747,015	-	-	-	-	39,747,015
DIA Legal Fees	<u>1,170,062</u>	<u>-</u>	<u>-</u>	<u>-</u>	<u>-</u>	<u>1,170,062</u>
Total Committed	<u>40,917,077</u>	<u>-</u>	<u>-</u>	<u>-</u>	<u>-</u>	<u>40,917,077</u>
Assigned To:						
Sheriff Projects	279,881	-	-	-	-	279,881
CSU Programs	35,078	-	-	-	-	35,078
Public Works	-	45,774,151	-	-	-	45,774,151
Health & Welfare	-	-	6,278,597	-	214,660	6,493,257
Capital Projects	-	-	-	12,607,136	-	12,607,136
Waste Management	-	-	-	-	1,599,052	1,599,052
Open Space	-	-	-	-	2,512,485	2,512,485
Total Assigned	<u>314,959</u>	<u>45,774,151</u>	<u>6,278,597</u>	<u>12,607,136</u>	<u>4,326,197</u>	<u>69,301,040</u>
Unassigned	58,176,297	-	-	-	(223,711)	57,952,586
Total Fund Balance	<u>\$ 106,789,671</u>	<u>\$ 45,774,151</u>	<u>\$ 10,179,629</u>	<u>\$ 97,607,136</u>	<u>\$ 50,774,865</u>	<u>\$ 311,125,452</u>

**NOTE 11. OTHER INFORMATION**

On November 6, 2001, Adams County citizens voted to continue the imposition of a one-half of one percent sales tax, which was originally approved by the voters on November 2, 1999. This tax was approved for the purpose of capital improvements to or the building of road and bridge projects due to deficiency in roadway infrastructure. The tax took effect on January 1, 2002 and ended December 31, 2008. On November 7, 2006, voters approved an extension of the one-half of one percent sales tax until December 31, 2028. It was also approved that this sales tax will be split into two components, 0.2% for transportation and 0.3% for capital facilities.

On November 2, 2004, the citizens of Adams County authorized the extension of an existing Countywide sales tax of one-fifth of one percent through December 31, 2026, with an increase to one-fourth of one percent effective January 1, 2007. This sales tax revenue will be used to preserve open space and create and maintain parks and recreation facilities in the County.

**NOTE 12. SCHEDULE OF EBT AUTHORIZATIONS, WARRANT AND TOTAL EXPENDITURES**

As of fiscal year 2015, the Social Services Fund is no longer recording the Food Assistance Electronic Benefit Transaction (EBT) payments and the offsetting revenue in the financial statements as this is a straight pass-through from the Colorado Department of Human Services to the clients. The County continues to record all other EBT transactions and the related revenue.

The following schedule is presented to show the amount of the food assistance that is passed through for Adams County residents.

Program	County EBT	County Share of	Expenditures by	County EBT	Total Expenditures
	Authorizations	Authorizations	County Warrant	Authorizations plus Expenditures by County Warrant	
	(A)	(B)	(C)	(D = A + C)	(E = B + C)
Food Assistance Benefits	\$ 81,184,564	\$ -	\$ -	\$ 81,184,564	\$ -
<b>Grand Total</b>	<b>\$ 81,184,564</b>	<b>\$ -</b>	<b>\$ -</b>	<b>\$ 81,184,564</b>	<b>\$ -</b>

- A - Welfare payments authorized by Adams County net of refunds. These county authorizations are paid by the Colorado Department of Human Services by electronic benefit cards (EBT) and by electronic funds transfers (EFT).
- B - Amounts are settled monthly by a reduction of State cash advances to the county and are net of any refunds.
- C - Expenditures made by county warrants or other county payment methods.
- D - Represents the total cost of the welfare programs that are administered by the county.
- E - Equals the expenditures on the Statement of Revenues, Expenditures, and Changes in Fund Balances, Governmental Funds, Social Services Fund column. Note that the effect is zero as this program is no longer recorded in the Social Services Fund.

**NOTE 13. IMPLEMENTATION OF NEW ACCOUNTING PRONOUNCEMENTS**

In June 2012, the Governmental Accounting Standards Board (GASB) issued Statement No. 68, *Accounting and Financial Reporting for Pensions*. GASB Statement No. 68 replaces the requirements of GASB Statement No. 27, *Accounting for Pensions by State and Local Governmental Employers* and No. 50, *Pension Disclosures*, as they relate to pension plans that are provided through pension plans administered as trusts or equivalent arrangements that meet certain criteria. The requirements of Statement No. 27 and 50 remain applicable to pension plans that are not covered by the scope of Statement No. 68. Statement No. 67, *Financial Reporting for Pension Plans*, revises existing standards of financial reporting for most pension plans. GASB No. 68 along with Statement No. 67 establish a definition of a pension plan that reflects the primary activities associated with the pension arrangement – determining pensions, accumulating and managing assets dedicated for pensions, and paying benefits to plan members as they come due. GASB Statement No. 68, improves accounting and financial reporting by state and local governments for pensions. It also improves information provided by state and local governmental employers about financial support for pensions that are provided by other entities. The provisions of this Statement are effective for financial statements for periods beginning after June 15, 2014. The County has adopted this Statement for the fiscal year ending December 31, 2015.

In November 2013, the Governmental Accounting Standards Board (GASB) issued Statement No. 71, *Pension Transition for Contributions Made Subsequent to the Measurement Date – an amendment of GASB Statement No. 68*. GASB Statement No. 71 addresses an issue regarding the application of the transition provisions in Statement No. 68 related to amounts associated with contributions made by a state or local government employer or nonemployer contributing entity to a defined benefit pension plan after the measurement date of the government’s beginning net pension liability. The provisions of this statement are effective for financial statements for reporting beginning after June 15, 2014. The County has adopted this Statement for the fiscal year ending December 31, 2015.

**NOTE 14. RESTATEMENT OF NET POSITION**

Net Position has been restated as a result of the County’s implementation of GASB Statement No. 68 *Accounting and Financial Reporting for Pensions*, as amended by GASB Statement No. 71. The restatement resulted in a decrease in Net Position of \$141,258,865 for governmental activities and \$1,205,411 for business-type activities.

	<b>Governmental Activities</b>	<b>Business-Type Activities</b>	<b>Total Activities</b>
<b>Net Position - Beginning</b>	\$ 806,845,776	\$ 46,892,230	\$ 853,738,006
<b>Prior Period Adjustment:</b>			
Net Pension Liability - County Plan	149,184,956	1,278,943	150,463,899
Net Pension Liability - DA PERA	710,208	-	710,208
<b>Deferred Outflows:</b>			
County Contributions made - DA PERA	(33,494)	-	(33,494)
County Contributions made - County Plan	(8,602,805)	(73,532)	(8,676,337)
<b>Total Prior Period Adjustment</b>	(141,258,865)	(1,205,411)	(142,464,276)
<b>Net Position - Beginning, Restated</b>	<u>\$ 665,586,911</u>	<u>\$ 45,686,819</u>	<u>\$ 711,273,730</u>

This page is intentionally left blank





**REQUIRED SUPPLEMENTARY INFORMATION**  
**ADAMS COUNTY, COLORADO**  
**GENERAL FUND**  
**BUDGETARY COMPARISON SCHEDULE**  
**For the Year Ended December 31, 2015**

	Budgeted Amounts		Actual Amounts	Variance with Final
	Original	Final		Budget - Positive (Negative)
<b>REVENUES:</b>				
Taxes				
General Property Taxes	\$ 107,856,312	\$ 107,856,312	\$ 106,941,440	\$ (914,872)
Delinquent Property Taxes	-	-	348,214	348,214
Other Taxes	486,000	586,000	1,152,515	566,515
Total Taxes	<u>108,342,312</u>	<u>108,442,312</u>	<u>108,442,169</u>	<u>(143)</u>
Licenses and Permits				
Liquor Licenses	25,000	25,000	28,159	3,159
Marriage Licenses	15,288	15,288	16,625	1,337
Building Permits	1,700,000	1,700,000	2,482,260	782,260
Other Licenses and Permits	27,350	27,350	36,831	9,481
Total Licenses and Permits	<u>1,767,638</u>	<u>1,767,638</u>	<u>2,563,875</u>	<u>796,237</u>
Intergovernmental				
Grants				
Victim Compensation	500,000	1,125,000	1,125,000	-
Victim Assistance	414,948	414,948	331,752	(83,196)
Juvenile Incentive	30,000	30,000	22,500	(7,500)
Juvenile Diversion	63,103	63,103	57,454	(5,649)
Domestic Violence	147,218	147,218	122,366	(24,852)
Sheriff-LEAF	15,000	55,000	94,136	39,136
Sheriff-VALE	16,135	16,135	3,958	(12,177)
Sheriff-Miscellaneous	7,000	7,000	21,023	14,023
SCAAP-USDOJ	100,000	289,375	216,988	(72,387)
FEMA - LEMS	132,000	132,000	50,000	(82,000)
Community Corrections	6,550,454	6,550,454	6,742,425	191,971
Veterans Affairs	2,400	2,400	10,116	7,716
Other Grants	-	1,146,683	14,120	(1,132,563)
Total Grants	<u>7,978,258</u>	<u>9,979,316</u>	<u>8,811,838</u>	<u>(1,167,478)</u>
Other Governmental				
State Reimbursements	550,084	550,084	460,992	(89,092)
Special Transit	524,600	1,556,600	437,045	(1,119,555)
Other Governmental	628,132	1,301,380	701,481	(599,899)
Total Other Governmental	<u>1,702,816</u>	<u>3,408,064</u>	<u>1,599,518</u>	<u>(1,808,546)</u>
Total Intergovernmental	<u>9,681,074</u>	<u>13,387,380</u>	<u>10,411,356</u>	<u>(2,976,024)</u>
Charges for Services				
Assessor	47,500	47,500	46,984	(516)
Clerk and Recorder	8,887,222	8,887,222	10,708,810	1,821,588
Public Trustee	631,611	631,611	592,105	(39,506)
Sheriff - Bennett	340,000	340,000	358,386	18,386
Sheriff - School Resource Officer	131,000	131,000	84,418	(46,582)
Sheriff	3,548,648	3,548,648	3,763,722	215,074
Treasurer	2,782,284	2,782,284	2,837,421	55,137
Animal Shelter/Adoption Center	448,706	448,706	347,089	(101,617)
Planning & Development	911,270	911,270	339,360	(571,910)
Legal Services	1,604,533	1,604,533	1,441,225	(163,308)
Copies, Maps, & Plans	105,000	105,000	109,557	4,557
Coroner Services - Broomfield	265,000	265,000	316,059	51,059
District Attorney	1,717,491	1,717,491	1,688,643	(28,848)
Payment in Lieu of Taxes	27,500	27,500	27,607	107
Finance	218,264	218,264	218,958	694
Human Resources	393,287	393,287	350,382	(42,905)
Regional Park	384,000	384,000	377,459	(6,541)
CSU Extension	57,760	57,760	52,068	(5,692)
County Fair	651,900	651,900	558,000	(93,900)
Fines & Forfeitures	1,521,000	1,521,000	809,947	(711,053)
Other Charges for Services	576,000	627,000	465,678	(161,322)
Total Charges for Services	<u>25,249,976</u>	<u>25,300,976</u>	<u>25,493,878</u>	<u>192,902</u>

(continued)

**REQUIRED SUPPLEMENTARY INFORMATION**  
**ADAMS COUNTY, COLORADO**  
**GENERAL FUND**  
**BUDGETARY COMPARISON SCHEDULE**  
**For the Year Ended December 31, 2015**

	Budgeted Amounts		Actual Amounts	Variance with Final
	Original	Final		Budget - Positive (Negative)
Interest Earnings				
Interest Earnings	1,430,341	1,430,341	2,201,106	770,765
Total Interest Earnings	1,430,341	1,430,341	2,201,106	770,765
Miscellaneous Revenues				
IDRB Issuer Fees	9,375	9,375	-	(9,375)
Indirect Costs	401,177	401,177	538,496	137,319
Postage Reimbursements	85,000	85,000	117,086	32,086
Rents and Royalties	2,285,603	2,285,603	1,728,978	(556,625)
Tax Sale Premiums	160,000	160,000	214,663	54,663
Telecommunication Reimbursements	140,000	140,000	86,851	(53,149)
Contributions and Donations	119,000	119,000	85,788	(33,212)
Franchise Fees	600,000	600,000	649,537	49,537
Other Miscellaneous Revenues	160,388	160,388	1,063,010	902,622
Total Miscellaneous Revenues	3,960,543	3,960,543	4,484,409	523,866
Total Revenues	150,431,884	154,289,190	153,596,793	(692,397)
<b>EXPENDITURES:</b>				
General Government				
Board of County Commissioners	936,150	936,150	917,990	18,160
County Manager	2,813,535	3,003,406	2,833,492	169,914
County Attorney	3,476,525	3,476,525	3,330,904	145,621
Finance	3,351,889	3,351,889	3,010,573	341,316
Human Resources	1,956,501	2,023,308	1,878,887	144,421
County Clerk and Recorder				
Admin	181,074	181,074	242,318	(61,244)
Recording	777,691	856,480	751,300	105,180
Elections	1,926,384	1,926,384	1,605,108	321,276
Motor Vehicle	4,516,626	4,540,026	4,532,765	7,261
County Treasurer	1,253,488	1,253,488	1,083,360	170,128
County Assessor	4,285,818	4,285,818	4,059,194	226,624
District Attorney	16,726,293	17,387,483	16,966,972	420,511
Justice Coordination Committee	129,182	210,278	109,847	100,431
Information Technology	6,055,709	6,011,615	4,857,690	1,153,925
Special Transportation	608,600	640,600	536,515	104,085
Facilities Operations	8,973,838	8,477,323	7,953,999	523,324
Public Trustee	631,611	605,611	299,997	305,614
Planning and Development	1,141,505	1,389,505	1,074,261	315,244
Economic Development	904,525	864,525	808,262	56,263
Economic Incentives	360,197	360,197	110,894	249,303
Neighborhood Services Administration	280,563	345,563	385,483	(39,920)
Admin/Org Support	2,092,911	2,894,411	7,047,372	(4,152,961)
County Surveyor	18,410	18,410	18,125	285
Veterans Service Office	76,841	76,841	44,706	32,135
Total General Government	63,475,866	65,116,910	64,460,014	656,896
Public Safety				
Animal Shelter/Adoption Center	1,483,948	1,489,948	1,471,706	18,242
Community Corrections	6,572,099	6,572,099	5,741,274	830,825
Facilities Operations	2,185,397	2,235,217	1,625,560	609,657
Weed and Pest Control	306,270	357,270	273,122	84,148
County Coroner	1,890,008	1,990,008	1,984,973	5,035
Office of Emergency Management	381,327	400,131	390,099	10,032
Sheriff-Corrections	33,226,627	33,820,887	31,727,642	2,093,245
Sheriff-Funds & Grants	1,287,895	1,431,460	890,531	540,929
Sheriff-Field and Administration	27,865,490	27,905,490	26,570,107	1,335,383
Neighborhood Services	1,362,574	1,437,574	1,122,157	315,417
Total Public Safety	76,561,635	77,640,084	71,797,171	5,842,913

(continued)

**REQUIRED SUPPLEMENTARY INFORMATION**  
**ADAMS COUNTY, COLORADO**  
**GENERAL FUND**  
**BUDGETARY COMPARISON SCHEDULE**  
**For the Year Ended December 31, 2015**

	<u>Budgeted Amounts</u>		<u>Actual Amounts</u>	<u>Variance with Final</u>
	<u>Original</u>	<u>Final</u>		<u>Budget - Positive</u> <u>(Negative)</u>
County Funded Human Services				
Human Service Agency Grants	425,200	435,200	434,793	407
West Nile Mosquito Mititgation	250,000	250,000	206,869	43,131
Tri-County Health	<u>3,092,077</u>	<u>3,092,077</u>	<u>3,092,077</u>	<u>-</u>
Total County Funded Human Services	<u>3,767,277</u>	<u>3,777,277</u>	<u>3,733,739</u>	<u>43,538</u>
Transportation				
Transportation Department - Engineering	1,400,007	2,384,063	1,617,528	766,535
Neighborhood Services Department - Code Enforcement	747,920	747,920	513,627	234,293
Transportation Department - CIP	<u>-</u>	<u>-</u>	<u>461,035</u>	<u>(461,035)</u>
Total Transportation	<u>2,147,927</u>	<u>3,131,983</u>	<u>2,592,190</u>	<u>539,793</u>
Conservation of Natural Resources				
CO State University Extension	604,300	604,300	406,978	197,322
Total Conservation of Natural Resources	<u>604,300</u>	<u>604,300</u>	<u>406,978</u>	<u>197,322</u>
Culture and Recreation				
Parks and Open Space	2,920,037	3,080,537	2,934,747	145,790
Fair and Rodeo	<u>763,864</u>	<u>787,014</u>	<u>947,337</u>	<u>(160,323)</u>
Total Culture and Recreation	<u>3,683,901</u>	<u>3,867,551</u>	<u>3,882,084</u>	<u>(14,533)</u>
Economic Opportunity				
CO State University Extension Youth	<u>149,632</u>	<u>149,632</u>	<u>115,109</u>	<u>34,523</u>
Total Economic Opportunity	<u>149,632</u>	<u>149,632</u>	<u>115,109</u>	<u>34,523</u>
Capital Outlay				
Capital Outlay	<u>1,577,132</u>	<u>10,502,455</u>	<u>3,959,681</u>	<u>6,542,774</u>
Total Capital Outlay	<u>1,577,132</u>	<u>10,502,455</u>	<u>3,959,681</u>	<u>6,542,774</u>
Debt Service				
Principal	6,804,231	6,804,231	6,899,231	(95,000)
Interest	<u>6,109,220</u>	<u>16,709,220</u>	<u>16,396,108</u>	<u>313,112</u>
Total Debt Service	<u>12,913,451</u>	<u>23,513,451</u>	<u>23,295,339</u>	<u>218,112</u>
Total Expenditures	<u>164,881,121</u>	<u>188,303,643</u>	<u>174,242,305</u>	<u>14,061,338</u>
Excess (Deficiency) of Revenues Over (Under) Expenditures	<u>(14,449,237)</u>	<u>(34,014,453)</u>	<u>(20,645,512)</u>	<u>13,368,941</u>
Other Financing Sources (Uses)				
Transfers In	12,846,248	12,846,248	12,707,011	(139,237)
Transfers Out	(864,125)	(864,125)	(864,125)	-
Payment to Refunded Bond Escrow Agent	-	(93,000,000)	(92,739,696)	260,304
Loan Proceeds	-	81,100,000	81,050,000	(50,000)
Sale of Assets	12,000	12,000	520,832	508,832
Debt Premium	<u>-</u>	<u>12,500,000</u>	<u>12,168,471</u>	<u>(331,529)</u>
Total of Other Financing Sources (Uses)	<u>11,994,123</u>	<u>12,594,123</u>	<u>12,842,493</u>	<u>248,370</u>
Net Change in Fund Balance	(2,455,114)	(21,420,330)	(7,803,019)	13,617,311
<b>Fund Balance, Beginning of Year</b>	<u>114,592,690</u>	<u>114,592,690</u>	<u>114,592,690</u>	<u>-</u>
<b>Fund Balance, End of Year</b>	<u>\$ 112,137,576</u>	<u>\$ 93,172,360</u>	<u>\$ 106,789,671</u>	<u>\$ 13,617,311</u>

**REQUIRED SUPPLEMENTARY INFORMATION**  
**ADAMS COUNTY, COLORADO**  
**ROAD AND BRIDGE FUND**  
**BUDGETARY COMPARISON SCHEDULE**  
**For the Year Ended December 31, 2015**

	<u>Budgeted Amounts</u>			<b>Variance with Final</b>
	<u>Original</u>	<u>Final</u>	<u>Actual Amounts</u>	<b>Budget - Positive (Negative)</b>
<b>REVENUES:</b>				
Taxes				
General Property Taxes	\$ 6,061,388	\$ 6,061,388	\$ 6,002,776	\$ (58,612)
Delinquent Property Taxes	(5,000)	(5,000)	24,654	29,654
Sales Taxes	11,251,571	11,251,571	11,940,065	688,494
Specific Ownership Taxes	9,600,000	9,600,000	11,293,887	1,693,887
Licenses and Permits	80,000	80,000	187,895	107,895
Intergovernmental				
Local Revenue	3,000,000	3,000,000	2,500,000	(500,000)
Federal Grants	-	175,750	324,701	148,951
State Grants	-	349,986	-	(349,986)
Highway User Tax	8,388,000	8,388,000	8,831,432	443,432
Other Intergovernmental	-	442,996	378,927	(64,069)
Charges for Services	773,649	773,649	1,563,181	789,532
Interest Earnings	2,000	2,000	2,179	179
Miscellaneous	16,000	16,000	61,747	45,747
Total Revenues	<u>39,167,608</u>	<u>40,136,340</u>	<u>43,111,444</u>	<u>2,975,104</u>
<b>EXPENDITURES:</b>				
Transportation				
Transportation - Highway	12,306,696	13,538,838	10,602,724	2,936,114
Transportation - Construction Inspection	787,005	787,005	562,810	224,195
Transportation	8,680,000	10,591,497	7,946,769	2,644,728
Transportation- Admin/Org Support	<u>11,436,253</u>	<u>11,436,253</u>	<u>11,810,700</u>	<u>(374,447)</u>
Total Transportation	33,209,954	36,353,593	30,923,003	5,430,590
Capital Outlay	<u>14,960,291</u>	<u>19,102,498</u>	<u>5,669,840</u>	<u>13,432,658</u>
Total Expenditures	<u>48,170,245</u>	<u>55,456,091</u>	<u>36,592,843</u>	<u>18,863,248</u>
Excess (Deficiency) of Revenues Over (Under) Expenditures	<u>(9,002,637)</u>	<u>(15,319,751)</u>	<u>6,518,601</u>	<u>21,838,352</u>
Other Financing Sources (Uses)				
Transfers Out	<u>(375,000)</u>	<u>(375,000)</u>	-	375,000
Total Other Financing Sources (Uses)	<u>(375,000)</u>	<u>(375,000)</u>	-	375,000
Net Change in Fund Balance	(9,377,637)	(15,694,751)	6,518,601	22,213,352
<b>Fund Balance, Beginning of Year</b>	<u>39,255,550</u>	<u>39,255,550</u>	<u>39,255,550</u>	-
<b>Fund Balance, End of Year</b>	<u>\$ 29,877,913</u>	<u>\$ 23,560,799</u>	<u>\$ 45,774,151</u>	<u>\$ 22,213,352</u>

**REQUIRED SUPPLEMENTARY INFORMATION**  
**ADAMS COUNTY, COLORADO**  
**SOCIAL SERVICES FUND**  
**BUDGETARY COMPARISON SCHEDULE**  
**For the Year Ended December 31, 2015**

	<u>Budgeted Amounts</u>			<b>Variance with Final</b>
	<u>Original</u>	<u>Final</u>	<u>Actual Amounts</u>	<b>Budget - Positive (Negative)</b>
<b>REVENUES:</b>				
Taxes				
General Property Taxes	\$ 10,971,113	\$ 10,971,113	\$ 10,875,012	\$ (96,101)
Delinquent Taxes	-	-	34,685	34,685
Intergovernmental				
State Grants	36,742,688	37,203,360	45,376,856	8,173,496
Federal Grants	47,887,358	48,154,700	37,744,410	(10,410,290)
Miscellaneous	-	-	135	135
Total Revenues	<u>95,601,159</u>	<u>96,329,173</u>	<u>94,031,098</u>	<u>(2,298,075)</u>
<b>EXPENDITURES:</b>				
Health and Welfare	96,521,998	97,277,301	94,925,805	2,351,496
Capital Outlay	-	-	56,221	(56,221)
Total Expenditures	<u>96,521,998</u>	<u>97,277,301</u>	<u>94,982,026</u>	<u>2,295,275</u>
Excess (Deficiency) of Revenues Over (Under) Expenditures	<u>(920,839)</u>	<u>(948,128)</u>	<u>(950,928)</u>	<u>(2,800)</u>
Other Financing Sources (Uses)				
Transfers Out	<u>(125,000)</u>	<u>(125,000)</u>	-	<u>125,000</u>
Total of Other Financing Sources (Uses)	<u>(125,000)</u>	<u>(125,000)</u>	-	<u>125,000</u>
Net Change in Fund Balance	(1,045,839)	(1,073,128)	(950,928)	122,200
<b>Fund Balance, Beginning of Year</b>	<u>11,130,557</u>	<u>11,130,557</u>	<u>11,130,557</u>	<u>-</u>
<b>Fund Balance, End of Year</b>	<u>\$ 10,084,718</u>	<u>\$ 10,057,429</u>	<u>\$ 10,179,629</u>	<u>\$ 122,200</u>

This page is intentionally left blank

**ADAMS COUNTY, COLORADO**  
**NOTES TO REQUIRED SUPPLEMENTARY INFORMATION**  
**DECEMBER 31, 2015**

**NOTE 1: COST-SHARING MULTIPLE-EMPLOYER DEFINED BENEFIT PENSION PLAN**

---

---

Changes of benefit terms - Beginning January 1, 2015, employee and employer contribution rates were increased from 8.75% to 9.00%.

Changes of assumptions - There were no changes of benefit assumptions in 2015.

**NOTE 2: 17<sup>TH</sup> JUDICIAL DISTRICT – DISTRICT ATTORNEY – PARTICIPATION IN PUBLIC EMPLOYEES’ RETIREMENT ASSOCIATION (PERA)**

---

---

Changes of benefit terms - There were no changes of benefit terms.

Changes of assumptions - There were no changes of assumptions.

**NOTE 3: BUDGETARY INFORMATION**

---

---

Budgets for all governmental funds are adopted on a basis consistent with generally accepted accounting principles (GAAP). Budgets for the proprietary funds are adopted on a non-GAAP basis. The County follows the policy of adopting a legal budget for all funds except the fiduciary funds. The legal level of control is at the fund level or spending agency level. A spending agency is an office/department or other county unit having budgetary responsibility for an organization, activity, program or fund budget (ex. Sheriff, Assessor, Transportation). Department heads are authorized to transfer budgeted amounts between line items with approval from the County Manager or Deputy County Manager with the exception of 1) amounts over \$50,000 2) transfers to/from protected line items, such as salaries 3) transfers between operating and capital. These exceptions require official approval from the Board. Generally, any revision that alters the total budgeted expenditures of a fund or spending agency requires supplemental appropriation which requires approval from the Board. Appropriations lapse at year end for all funds with legally adopted budgets.

The County adheres to the following schedule in establishing the budget:

- October 15:       Deadline for submission of proposed budget to Board of County Commissioners.
- Early December: Public hearings on proposed budget.
- December 15:    Adoption and appropriation of County budget completed.
- January 31:      Deadline for filing certified budget with State Division of Local Government.

**NOTE 4: OTHER POST-EMPLOYMENT BENEFITS**

The schedule of funding progress for the Adams County Postemployment Retiree Health Care Plan Program follows:

<b>Actuarial Valuation Date</b>	<b>Actuarial Valuation of Assets</b>	<b>Actuarial Accrued Liability (AAL)</b>	<b>Unfunded AAL (UAAL)</b>	<b>Funded Ratio</b>	<b>Covered Payroll</b>	<b>UAAL as Percentage of Covered Payroll</b>
1/1/2010	\$ -	\$ 24,122,548	\$ 24,122,548	0.00%	\$ 94,994,280	25.39%
1/1/2012	\$ -	\$ 22,770,914	\$ 22,770,914	0.00%	\$ 85,160,104	26.74%
1/1/2014	\$ -	\$ 24,455,379	\$ 24,455,379	0.00%	\$ 94,485,334	25.88%
1/1/2016	\$ -	\$ 24,986,326	\$ 24,986,326	0.00%	\$ 106,748,594	23.41%



**ADAMS COUNTY, COLORADO**  
**REQUIRED SUPPLEMENTARY INFORMATION**  
**SCHEDULE OF THE COUNTY'S PROPORTIONATE SHARE OF THE NET PENSION LIABILITY**  
**ADAMS COUNTY RETIREMENT PLAN**  
**LAST 10 FISCAL YEARS\***

	<u>Year Ended</u> <u>December 31, 2014</u>
County's Proportion of Plan Net Pension Liability	96.7602%
County's Proportionate Share of the Net Pension Liability	\$ 155,674,516
County's Covered-Employee Payroll	\$ 94,123,158
County's Proportionate Share of the Net Pension Liability as a Percentage of its Covered-Employee Payroll	165.39%
Plan Fiduciary Net Position as a Percentage of the Total Pension Liability	59.34%

\* This schedule is presented to illustrate the requirement to show information for 10 years. However, until a full 10-year trend is compiled, information is presented for those years for which the information is available. Amounts presented were determined as of December 31 based on the measurement date of the Plan.

**ADAMS COUNTY, COLORADO  
REQUIRED SUPPLEMENTARY INFORMATION  
SCHEDULE OF THE COUNTY'S CONTRIBUTIONS  
ADAMS COUNTY RETIREMENT PLAN  
LAST 10 FISCAL YEARS\***

	<u>Year Ended December 31, 2015</u>	<u>Year Ended December 31, 2014</u>
Contractually Required Contribution	\$ 14,760,037	\$ 14,907,146
Contributions in Relation to the Contractually Required Contribution	<u>9,378,082</u>	<u>8,676,337</u>
Contribution Deficiency (Excess)	<u>\$ 5,381,955</u>	<u>\$ 6,230,809</u>
County's Covered-Employee Payroll	\$ 104,200,911	\$ 94,123,158
Contributions as a Percentage of Covered-Employee Payroll	9.00%	9.22%

\* This schedule is presented to illustrate the requirement to show information for 10 years. However, until a full 10-year trend is compiled, information is presented for those years for which the information is available.

**ADAMS COUNTY, COLORADO**  
**REQUIRED SUPPLEMENTARY INFORMATION**  
**SCHEDULE OF THE COUNTY'S PROPORTIONATE SHARE OF THE NET PENSION LIABILITY**  
**17TH JUDICIAL DISTRICT - DISTRICT ATTORNEY - PARTICIPATION IN PERA**  
**LAST 10 FISCAL YEARS\***

	<u>12/31/2014</u>	<u>12/31/2013</u>
County's Proportion of Collective Net Pension Liability	0.0075712694%	0.0079727351%
County's Proportionate Share of the Collective Pension Liability	\$ 712,193	\$ 710,209
County's Covered-Employee Payroll	\$ 203,859	\$ 205,264
County's Proportionate Share of the Net Pension Liability as a Percentage of its Covered-Employee Payroll	349.36%	346.00%
Plan Fiduciary Net Position as a Percentage of the Total Pension Liability	59.84%	61.08%

\* This schedule is presented to illustrate the requirement to show information for 10 years. However, until a full 10-year trend is compiled, information is presented for those years for which the information is available. Amounts presented were determined as of December 31 based on the measurement date of the Plan.

**ADAMS COUNTY, COLORADO**  
**REQUIRED SUPPLEMENTARY INFORMATION**  
**SCHEDULE OF COUNTY CONTRIBUTIONS**  
**17TH JUDICIAL DISTRICT - DISTRICT ATTORNEY - PARTICIPATION IN PERA**  
**LAST 10 FISCAL YEARS\***

	<u>12/31/2015</u>	<u>12/31/2014</u>	<u>12/31/2013</u>
Statutorily Required Contributions	\$ 37,026	\$ 33,494	\$ 31,877
Contributions in Relation to the Statutorily Required Contributions	<u>37,026</u>	<u>33,494</u>	<u>31,877</u>
Contribution Deficiency (Excess)	<u>\$ -</u>	<u>\$ -</u>	<u>\$ -</u>
County's Covered-Employee Payroll	\$ 204,198	\$ 203,859	\$ 205,264
Contributions as a Percentage of Covered-Employee Payroll	18.13%	16.43%	15.53%

\* This schedule is presented to illustrate the requirement to show information for 10 years. However, until a full 10-year trend is compiled, information is presented for those years for which the information is available.



**Adams County, Colorado**  
**Explanation of Funds**  
**Non-major Special Revenue Funds**

Special Revenue Funds are used to finance and account for revenue derived from specific taxes or other earmarked revenue sources, which cannot be diverted for other purposes.

DEVELOPMENTALLY DISABLED FUND-The Developmentally Disabled Fund is used to report the collection of property taxes for the specific purpose of making contributions to the developmentally disabled programs of Adams County.

CONSERVATION TRUST FUND-The Conservation Trust Fund accounts for revenue received from the State to be used for the acquisition, development and maintenance of park and trail systems within the County.

WASTE MANAGEMENT FUND-The Waste Management Fund accounts for all revenues received from service fees imposed on operators of solid waste disposal sites. The proceeds are designated for the purpose of monitoring and redefining environmental problems associated with waste disposal activities.

OPEN SPACE PROJECTS FUND-The Open Space Projects Fund was established for the purpose of consolidating the various sources of open space funding into one fund, and to designate and track expenditures solely for open space projects.

OPEN SPACE SALES TAX FUND-The Open Space Sales Tax Fund accounts for revenues received from a sales tax of one-fourth of one percent on sales in the County, for the purpose of preserving open space and creating and maintaining parks and recreation facilities.

DIA NOISE MITIGATION FUND-The DIA Noise Mitigation Fund was established for the purpose of tracking revenues and expenditures associated with revenues and payments made related to noise mitigation. Revenues received from settlement with Denver International Airport for violations, including interest earned, were restricted by the District Court in Jefferson County, which required the creation of this special fund.

COMMUNITY DEVELOPMENT BLOCK GRANT FUND (CDBG)-The CDBG Fund is used to account for revenues and expenditures related to the Department of Housing and Urban Development Community Development Block Grant.

HEAD START FUND-The Head Start Fund is used to account for the revenues and expenditures under a federal grant received from the Department of Health and Human Services. Also, funds are received from the United States Department of Agriculture passed through the Colorado Department of Public Health and Environment for reimbursement for meals served to underprivileged children. Expenditures are made under the grant to provide various educational programs for low-income pre-school children.

COMMUNITY SERVICES BLOCK GRANT FUND (CSBG)-The CSBG Fund is used to account for revenues and expenditures related to Department of Human Services Community Services Block Grant.

WORKFORCE AND BUSINESS CENTER FUND -The Workforce and Business Center Fund is used to account for revenues and expenditures received as grants from the Federal Department of Labor and the State of Colorado to meet community needs for employment training and job placement.

**ADAMS COUNTY, COLORADO**  
**COMBINING BALANCE SHEET**  
**NONMAJOR GOVERNMENTAL FUNDS**  
**December 31, 2015**

**Special Revenue Funds**

	<b>Special Revenue Funds</b>			
	<b>Developmentally Disabled Fund</b>	<b>Conservation Trust Fund</b>	<b>Waste Management Fund</b>	<b>Open Space Projects Fund</b>
<b>ASSETS:</b>				
Cash and Investments	\$ 214,660	\$ 1,632,629	\$ 4,170,404	\$ 2,571,876
Receivables				
Taxes	1,344,390	-	-	-
Accounts	-	-	53,881	31,737
Notes	-	-	-	-
Interfund Receivable	-	-	-	-
Total Assets	<u>\$ 1,559,050</u>	<u>\$ 1,632,629</u>	<u>\$ 4,224,285</u>	<u>\$ 2,603,613</u>
<b>LIABILITIES, DEFERRED INFLOWS OF RESOURCES AND FUND BALANCES:</b>				
Liabilities				
Accounts Payable	\$ -	\$ 40,117	\$ 10,485	\$ 89,578
Interfund Payable	-	-	4,413	-
Deposits Payable	-	-	-	1,550
Total Liabilities	<u>-</u>	<u>40,117</u>	<u>14,898</u>	<u>91,128</u>
Deferred Inflows of Resources:				
Unearned Property Tax Revenue	<u>1,344,390</u>	<u>-</u>	<u>-</u>	<u>-</u>
Total Deferred Inflows of Resources	<u>1,344,390</u>	<u>-</u>	<u>-</u>	<u>-</u>
<b>FUND BALANCES:</b>				
Restricted	-	1,592,512	2,610,335	-
Assigned	214,660	-	1,599,052	2,512,485
Unassigned	<u>-</u>	<u>-</u>	<u>-</u>	<u>-</u>
Total Fund Balances	<u>214,660</u>	<u>1,592,512</u>	<u>4,209,387</u>	<u>2,512,485</u>
Total Liabilities, Deferred Inflows of Resources and Fund Balance	<u>\$ 1,559,050</u>	<u>\$ 1,632,629</u>	<u>\$ 4,224,285</u>	<u>\$ 2,603,613</u>

**Special Revenue Funds**

<b>Open Space Sales Tax Fund</b>	<b>DIA Noise Mitigation Fund</b>	<b>CDBG Fund</b>	<b>Head Start Fund</b>	<b>CSBG Fund</b>	<b>Workforce and Business Center Fund</b>	<b>Total Nonmajor Governmental Funds</b>
\$ 33,367,485	\$ 1,353,569	\$ 1,109,358	\$ 273,915	\$ -	\$ -	\$ 44,693,896
-	-	-	-	-	-	1,344,390
5,151,381	-	691,334	341,906	-	1,111,120	7,381,359
-	-	3,788,514	-	-	-	3,788,514
-	-	-	-	-	205	205
<u>\$ 38,518,866</u>	<u>\$ 1,353,569</u>	<u>\$ 5,589,206</u>	<u>\$ 615,821</u>	<u>\$ -</u>	<u>\$ 1,111,325</u>	<u>\$ 57,208,364</u>
\$ 2,959,262	\$ -	\$ 486,144	\$ 50,217	\$ 24,218	\$ 44,548	\$ 3,704,569
3,243	-	103,799	100,384	199,493	971,658	1,382,990
-	-	-	-	-	-	1,550
<u>2,962,505</u>	<u>-</u>	<u>589,943</u>	<u>150,601</u>	<u>223,711</u>	<u>1,016,206</u>	<u>5,089,109</u>
-	-	-	-	-	-	1,344,390
-	-	-	-	-	-	1,344,390
35,556,361	1,353,569	4,999,263	465,220	-	95,119	46,672,379
-	-	-	-	-	-	4,326,197
-	-	-	-	(223,711)	-	(223,711)
<u>35,556,361</u>	<u>1,353,569</u>	<u>4,999,263</u>	<u>465,220</u>	<u>(223,711)</u>	<u>95,119</u>	<u>50,774,865</u>
<u>\$ 38,518,866</u>	<u>\$ 1,353,569</u>	<u>\$ 5,589,206</u>	<u>\$ 615,821</u>	<u>\$ -</u>	<u>\$ 1,111,325</u>	<u>\$ 57,208,364</u>



**ADAMS COUNTY, COLORADO**  
**COMBINING STATEMENT OF REVENUES, EXPENDITURES AND CHANGES IN FUND BALANCE**  
**NONMAJOR GOVERNMENTAL FUNDS**  
**For The Year Ended December 31, 2015**

**Special Revenue Funds**

	<b>Developmentally Disabled Fund</b>	<b>Conservation Trust Fund</b>	<b>Waste Management Fund</b>	<b>Open Space Projects Fund</b>
<b>REVENUES:</b>				
Taxes	\$ 1,191,576	\$ -	\$ -	\$ -
Intergovernmental	-	675,886	-	726,796
Program Income	-	-	-	-
Charges for Services	-	-	390,665	-
Interest Earnings	-	2,635	-	9,029
Miscellaneous	-	-	-	122,830
Total Revenues	<u>1,191,576</u>	<u>678,521</u>	<u>390,665</u>	<u>858,655</u>
<b>EXPENDITURES:</b>				
General Government	-	-	179,722	-
Health and Welfare	1,178,715	-	-	-
Economic Opportunity	-	-	-	-
Urban Housing/Redevelopment	-	-	-	-
Conservation of Natural Resources	-	433,072	-	158,558
Debt Service				
Principal	-	-	-	-
Interest	-	-	-	-
Capital Outlay	-	545,656	2,269,348	4,571,071
Total Expenditures	<u>1,178,715</u>	<u>978,728</u>	<u>2,449,070</u>	<u>4,729,629</u>
Excess (Deficiency) of Revenues Over (Under) Expenditures	<u>12,861</u>	<u>(300,207)</u>	<u>(2,058,405)</u>	<u>(3,870,974)</u>
Other Financing Sources (Uses)				
Transfers In	-	-	-	1,010,468
Transfers Out	-	-	-	-
Total of Other Financing Sources (Uses)	<u>-</u>	<u>-</u>	<u>-</u>	<u>1,010,468</u>
Net Change in Fund Balances	12,861	(300,207)	(2,058,405)	(2,860,506)
<b>Fund Balance, Beginning of Year</b>	<u>201,799</u>	<u>1,892,719</u>	<u>6,267,792</u>	<u>5,372,991</u>
<b>Fund Balance, End of Year</b>	<u>\$ 214,660</u>	<u>\$ 1,592,512</u>	<u>\$ 4,209,387</u>	<u>\$ 2,512,485</u>

**Special Revenue Funds**

<b>Open Space Sales Tax Fund</b>	<b>DIA Noise Mitigation Fund</b>	<b>CDBG Fund</b>	<b>Head Start Fund</b>	<b>CSBG Fund</b>	<b>Workforce and Business Center Fund</b>	<b>Total Nonmajor Governmental Funds</b>
\$ 14,751,164	\$ -	\$ -	\$ -	\$ -	\$ -	\$ 15,942,740
-	-	3,820,800	4,391,376	248,404	5,317,508	15,180,770
-	-	1,353,519	-	-	-	1,353,519
-	-	-	-	-	-	390,665
95,184	2,323	19,078	-	-	-	128,249
11,859	-	-	25,501	-	4,605	164,795
<u>14,858,207</u>	<u>2,323</u>	<u>5,193,397</u>	<u>4,416,877</u>	<u>248,404</u>	<u>5,322,113</u>	<u>33,160,738</u>
-	-	-	-	-	-	179,722
-	-	-	4,347,953	474,767	-	6,001,435
-	-	-	-	-	5,473,691	5,473,691
-	-	4,785,873	-	-	-	4,785,873
10,364,540	-	-	-	-	-	10,956,170
-	-	6,200,000	-	-	-	6,200,000
-	-	40,486	-	-	-	40,486
-	-	-	-	-	-	7,386,075
<u>10,364,540</u>	<u>-</u>	<u>11,026,359</u>	<u>4,347,953</u>	<u>474,767</u>	<u>5,473,691</u>	<u>41,023,452</u>
<u>4,493,667</u>	<u>2,323</u>	<u>(5,832,962)</u>	<u>68,924</u>	<u>(226,363)</u>	<u>(151,578)</u>	<u>(7,862,714)</u>
-	-	-	-	-	-	1,010,468
<u>(1,019,745)</u>	<u>-</u>	<u>-</u>	<u>-</u>	<u>-</u>	<u>-</u>	<u>(1,019,745)</u>
<u>(1,019,745)</u>	<u>-</u>	<u>-</u>	<u>-</u>	<u>-</u>	<u>-</u>	<u>(9,277)</u>
3,473,922	2,323	(5,832,962)	68,924	(226,363)	(151,578)	(7,871,991)
<u>32,082,439</u>	<u>1,351,246</u>	<u>10,832,225</u>	<u>396,296</u>	<u>2,652</u>	<u>246,697</u>	<u>58,646,856</u>
<u>\$ 35,556,361</u>	<u>\$ 1,353,569</u>	<u>\$ 4,999,263</u>	<u>\$ 465,220</u>	<u>\$ (223,711)</u>	<u>\$ 95,119</u>	<u>\$ 50,774,865</u>

**ADAMS COUNTY, COLORADO**  
**CAPITAL FACILITIES FUND**  
**BUDGETARY COMPARISON SCHEDULE**  
**For the Year Ended December 31, 2015**

	<u>Budgeted Amounts</u>		<u>Actual Amounts</u>	<u>Variance with Final</u>
	<u>Original</u>	<u>Final</u>		<u>Budget - Positive</u>
				<u>(Negative)</u>
<b>REVENUES:</b>				
Taxes				
Sales Taxes	\$ 16,877,356	\$ 16,877,356	\$ 17,896,383	\$ 1,019,027
Interest Earnings	20,000	20,000	31,441	11,441
Miscellaneous	-	-	233,525	233,525
Total Revenues	<u>16,897,356</u>	<u>16,897,356</u>	<u>18,161,349</u>	<u>1,263,993</u>
<b>EXPENDITURES:</b>				
General Government	-	520,000	638,241	(118,241)
Capital Outlay	<u>643,750</u>	<u>79,830,750</u>	<u>3,491,456</u>	<u>76,339,294</u>
Total Expenditures	<u>643,750</u>	<u>80,350,750</u>	<u>4,129,697</u>	<u>76,221,053</u>
Excess (Deficiency) of Revenues Over (Under) Expenditures	<u>16,253,606</u>	<u>(63,453,394)</u>	<u>14,031,652</u>	<u>77,485,046</u>
Other Financing Sources (Uses)				
Transfers Out	(12,381,248)	(12,381,248)	(12,357,734)	23,514
Loan Proceeds	-	83,000,000	82,430,000	(570,000)
Debt Premium	-	3,100,000	3,055,591	(44,409)
Total of Other Financing Sources (Uses)	<u>(12,381,248)</u>	<u>73,718,752</u>	<u>73,127,857</u>	<u>(590,895)</u>
Net Change in Fund Balance	3,872,358	10,265,358	87,159,509	76,894,151
<b>Fund Balance, Beginning of Year</b>	<u>10,447,627</u>	<u>10,447,627</u>	<u>10,447,627</u>	<u>-</u>
<b>Fund Balance, End of Year</b>	<u>\$ 14,319,985</u>	<u>\$ 20,712,985</u>	<u>\$ 97,607,136</u>	<u>\$ 76,894,151</u>



**ADAMS COUNTY, COLORADO  
DEVELOPMENTALLY DISABLED FUND  
BUDGETARY COMPARISON SCHEDULE  
For the Year Ended December 31, 2015**

	Budgeted Amounts		Actual Amounts	Variance with Final
	Original	Final		Budget - Positive (Negative)
<b>REVENUES:</b>				
Taxes				
General Property Taxes	\$ 1,198,290	\$ 1,198,290	\$ 1,187,793	\$ (10,497)
Delinquent Property Taxes	1,750	1,750	3,783	2,033
Total Revenues	1,200,040	1,200,040	1,191,576	(8,464)
<b>EXPENDITURES:</b>				
Health and Welfare	1,178,886	1,178,886	1,178,715	171
Total Expenditures	1,178,886	1,178,886	1,178,715	171
Net Change in Fund Balance	21,154	21,154	12,861	(8,293)
Fund Balance, Beginning of Year	201,799	201,799	201,799	-
Fund Balance, End of Year	\$ 222,953	\$ 222,953	\$ 214,660	\$ (8,293)

**ADAMS COUNTY, COLORADO  
 CONSERVATION TRUST FUND  
 BUDGETARY COMPARISON SCHEDULE  
 For the Year Ended December 31, 2015**

	Budgeted Amounts		Actual Amounts	Variance with Final Budget - Positive (Negative)
	Original	Final		(Negative)
<b>REVENUES:</b>				
Intergovernmental				
Lottery Funds	\$ 697,878	\$ 697,878	\$ 675,886	\$ (21,992)
Interest Earnings	2,500	2,500	2,635	135
Total Revenues	700,378	700,378	678,521	(21,857)
<b>EXPENDITURES:</b>				
Conservation of Natural Resources	425,565	435,565	433,072	2,493
Capital Outlay	270,000	953,769	545,656	408,113
Total Expenditures	695,565	1,389,334	978,728	410,606
Net Change in Fund Balance	4,813	(688,956)	(300,207)	388,749
<b>Fund Balance, Beginning of Year</b>	1,892,719	1,892,719	1,892,719	-
<b>Fund Balance, End of Year</b>	\$ 1,897,532	\$ 1,203,763	\$ 1,592,512	\$ 388,749

**ADAMS COUNTY, COLORADO  
WASTE MANAGEMENT FUND  
BUDGETARY COMPARISON SCHEDULE  
For the Year Ended December 31, 2015**

	<u>Budgeted Amounts</u>		<u>Actual Amounts</u>	<u>Variance with Final Budget - Positive (Negative)</u>
	<u>Original</u>	<u>Final</u>		<u>(Negative)</u>
<b>REVENUES:</b>				
Charges for Services	\$ 420,000	\$ 420,000	\$ 390,665	\$ (29,335)
Total Revenues	<u>420,000</u>	<u>420,000</u>	<u>390,665</u>	<u>(29,335)</u>
<b>EXPENDITURES:</b>				
General Government	582,144	682,144	179,722	502,422
Capital Outlay	<u>-</u>	<u>2,269,348</u>	<u>2,269,348</u>	<u>-</u>
Total Expenditures	<u>582,144</u>	<u>2,951,492</u>	<u>2,449,070</u>	<u>502,422</u>
Net Change in Fund Balance	(162,144)	(2,531,492)	(2,058,405)	473,087
<b>Fund Balance, Beginning of Year</b>	<u>6,267,792</u>	<u>6,267,792</u>	<u>6,267,792</u>	<u>-</u>
<b>Fund Balance, End of Year</b>	<u>\$ 6,105,648</u>	<u>\$ 3,736,300</u>	<u>\$ 4,209,387</u>	<u>\$ 473,087</u>

**ADAMS COUNTY, COLORADO  
OPEN SPACE PROJECTS FUND  
BUDGETARY COMPARISON SCHEDULE  
For the Year Ended December 31, 2015**

	Budgeted Amounts		Actual Amounts	Variance with Final Budget - Positive (Negative)
	Original	Final		
<b>REVENUES:</b>				
Intergovernmental				
GOCO Grant	\$ 600,000	\$ 600,000	\$ -	\$ (600,000)
Other State Grants	150,000	150,000	-	(150,000)
Other Governmental	-	4,360,000	726,796	(3,633,204)
Interest Earnings	5,000	5,000	9,029	4,029
Miscellaneous	126,200	307,450	122,830	(184,620)
Total Revenues	881,200	5,422,450	858,655	(4,563,795)
<b>EXPENDITURES:</b>				
Conservation of Natural Resources	62,800	357,800	158,558	199,242
Capital Outlay	1,650,000	6,684,224	4,571,071	2,113,153
Total Expenditures	1,712,800	7,042,024	4,729,629	2,312,395
Excess (Deficiency) of Revenues Over (Under) Expenditures	(831,600)	(1,619,574)	(3,870,974)	(2,251,400)
<b>Other Financing Sources (Uses)</b>				
Transfers In	1,741,990	1,861,175	1,010,468	(850,707)
Total Other Financing Sources (Uses)	1,741,990	1,861,175	1,010,468	(850,707)
Net Change in Fund Balance	910,390	241,601	(2,860,506)	(3,102,107)
<b>Fund Balance, Beginning of Year</b>	5,372,991	5,372,991	5,372,991	-
<b>Fund Balance, End of Year</b>	\$ 6,283,381	\$ 5,614,592	\$ 2,512,485	\$ (3,102,107)



**ADAMS COUNTY, COLORADO  
OPEN SPACE SALES TAX FUND  
BUDGETARY COMPARISON SCHEDULE  
For the Year Ended December 31, 2015**

	<u>Budgeted Amounts</u>		<u>Actual Amounts</u>	<u>Variance with Final Budget - Positive (Negative)</u>
	<u>Original</u>	<u>Final</u>		
<b>REVENUES:</b>				
Taxes				
Sales Taxes	\$ 14,064,464	\$ 14,064,464	\$ 14,751,164	\$ 686,700
Interest Earnings	30,000	30,000	95,184	65,184
Miscellaneous	-	-	11,859	11,859
Total Revenues	<u>14,094,464</u>	<u>14,094,464</u>	<u>14,858,207</u>	<u>763,743</u>
<b>EXPENDITURES:</b>				
Conservation of Natural Resources	<u>16,306,237</u>	<u>16,306,237</u>	<u>10,364,540</u>	<u>5,941,697</u>
Total Expenditures	<u>16,306,237</u>	<u>16,306,237</u>	<u>10,364,540</u>	<u>5,941,697</u>
Excess (Deficiency) of Revenues Over (Under) Expenditures	<u>(2,211,773)</u>	<u>(2,211,773)</u>	<u>4,493,667</u>	<u>6,705,440</u>
<b>Other Financing Sources (Uses)</b>				
Transfers Out	<u>(1,741,990)</u>	<u>(1,861,175)</u>	<u>(1,019,745)</u>	<u>841,430</u>
Total Other Financing Sources (Uses)	<u>(1,741,990)</u>	<u>(1,861,175)</u>	<u>(1,019,745)</u>	<u>841,430</u>
Net Change in Fund Balance	(3,953,763)	(4,072,948)	3,473,922	7,546,870
<b>Fund Balance, Beginning of Year</b>	<u>32,082,439</u>	<u>32,082,439</u>	<u>32,082,439</u>	<u>-</u>
<b>Fund Balance, End of Year</b>	<u>\$ 28,128,676</u>	<u>\$ 28,009,491</u>	<u>\$ 35,556,361</u>	<u>\$ 7,546,870</u>

**ADAMS COUNTY, COLORADO  
DIA NOISE MITIGATION FUND  
BUDGETARY COMPARISON SCHEDULE  
For the Year Ended December 31, 2015**

	<u>Budgeted Amounts</u>		<u>Actual Amounts</u>	<u>Variance with Final Budget - Positive (Negative)</u>
	<u>Original</u>	<u>Final</u>		
<b>REVENUES:</b>				
Interest Earnings	\$ 2,000	\$ 2,000	\$ 2,323	\$ 323
Total Revenues	<u>2,000</u>	<u>2,000</u>	<u>2,323</u>	<u>323</u>
<b>EXPENDITURES:</b>				
General Government	<u>45,000</u>	<u>45,000</u>	-	45,000
Total Expenditures	<u>45,000</u>	<u>45,000</u>	-	<u>45,000</u>
Net Change in Fund Balance	(43,000)	(43,000)	2,323	45,323
<b>Fund Balance, Beginning of Year</b>	<u>1,351,246</u>	<u>1,351,246</u>	<u>1,351,246</u>	<u>-</u>
<b>Fund Balance, End of Year</b>	<u>\$ 1,308,246</u>	<u>\$ 1,308,246</u>	<u>\$ 1,353,569</u>	<u>\$ 45,323</u>

**ADAMS COUNTY, COLORADO**  
**COMMUNITY DEVELOPMENT BLOCK GRANT FUND**  
**BUDGETARY COMPARISON SCHEDULE**  
**For the Year Ended December 31, 2015**

	Budgeted Amounts		Actual Amounts	Variance with Final
	Original	Final		Budget - Positive (Negative)
<b>REVENUES:</b>				
Intergovernmental				
HUD - CDBG	\$ 1,615,680	\$ 3,115,680	\$ 3,051,013	\$ (64,667)
HUD - Home	865,122	865,122	570,907	(294,215)
HUD - Emergency Shelter	132,561	132,561	166,235	33,674
HUD - NSP	-	-	32,645	32,645
Program Income	1,431,000	1,431,000	1,353,519	(77,481)
Interest Earnings	-	-	19,078	19,078
Total Revenues	4,044,363	5,544,363	5,193,397	(350,966)
<b>EXPENDITURES:</b>				
Urban Housing/Redevelopment	4,044,363	5,544,363	4,785,873	758,490
Debt Service				
Principal	-	6,200,000	6,200,000	-
Interest	-	2,155	40,486	(38,331)
Total Expenditures	4,044,363	11,746,518	11,026,359	720,159
Net Change in Fund Balance	-	(6,202,155)	(5,832,962)	369,193
<b>Fund Balance, Beginning of Year</b>	10,832,225	10,832,225	10,832,225	-
<b>Fund Balance, End of Year</b>	\$ 10,832,225	\$ 4,630,070	\$ 4,999,263	\$ 369,193

**ADAMS COUNTY, COLORADO**  
**HEAD START FUND**  
**BUDGETARY COMPARISON SCHEDULE**  
**For the Year Ended December 31, 2015**

	Budgeted Amounts		Actual Amounts	Variance with Final Budget - Positive (Negative)
	Original	Final		
<b>REVENUES:</b>				
Intergovernmental				
HHS Head Start Grant	\$ 3,707,175	\$ 3,911,050	\$ 3,577,679	\$ (333,371)
CACFP Grant	212,000	275,650	199,744	(75,906)
Other State Grants	-	-	30,000	30,000
Other Intergovernmental	712,006	789,336	583,953	(205,383)
Miscellaneous	-	-	25,501	25,501
Total Revenues	<u>4,631,181</u>	<u>4,976,036</u>	<u>4,416,877</u>	<u>(559,159)</u>
<b>EXPENDITURES:</b>				
Health and Welfare	<u>4,631,181</u>	<u>4,976,036</u>	<u>4,347,953</u>	<u>628,083</u>
Total Expenditures	<u>4,631,181</u>	<u>4,976,036</u>	<u>4,347,953</u>	<u>628,083</u>
Net Change in Fund Balance	-	-	68,924	68,924
<b>Fund Balance, Beginning of Year</b>	<u>396,296</u>	<u>396,296</u>	<u>396,296</u>	<u>-</u>
<b>Fund Balance, End of Year</b>	<u>\$ 396,296</u>	<u>\$ 396,296</u>	<u>\$ 465,220</u>	<u>\$ 68,924</u>

**ADAMS COUNTY, COLORADO  
COMMUNITY SERVICES BLOCK GRANT FUND  
BUDGETARY COMPARISON SCHEDULE  
For the Year Ended December 31, 2015**

	<u>Budgeted Amounts</u>		<u>Actual Amounts</u>	<u>Variance with Final Budget - Positive (Negative)</u>
	<u>Original</u>	<u>Final</u>		
<b>REVENUES:</b>				
Intergovernmental CSBG	\$ 409,846	\$ 459,846	\$ 248,404	\$ (211,442)
Total Revenues	<u>409,846</u>	<u>459,846</u>	<u>248,404</u>	<u>(211,442)</u>
<b>EXPENDITURES:</b>				
Health and Welfare	<u>409,846</u>	<u>459,846</u>	<u>474,767</u>	<u>(14,921)</u>
Total Expenditures	<u>409,846</u>	<u>459,846</u>	<u>474,767</u>	<u>(14,921)</u>
Net Change in Fund Balance	-	-	(226,363)	(226,363)
<b>Fund Balance, Beginning of Year</b>	<u>2,652</u>	<u>2,652</u>	<u>2,652</u>	<u>-</u>
<b>Fund Balance, End of Year</b>	<u>\$ 2,652</u>	<u>\$ 2,652</u>	<u>\$ (223,711)</u>	<u>\$ (226,363)</u>

**ADAMS COUNTY, COLORADO  
WORKFORCE AND BUSINESS CENTER  
BUDGETARY COMPARISON SCHEDULE  
For the Year Ended December 31, 2015**

	<u>Budgeted Amounts</u>			<b>Variance with Final</b>
	<u>Original</u>	<u>Final</u>	<u>Actual Amounts</u>	<b>Budget - Positive (Negative)</b>
<b>REVENUES:</b>				
Intergovernmental				
WIA Grants	\$ 5,953,488	\$ 5,953,488	\$ 4,089,602	\$ (1,863,886)
Employment 1st Grant	594,466	594,466	458,998	(135,468)
TANF	174,439	174,439	13,645	(160,794)
Other Grants	691,522	691,522	755,263	63,741
Miscellaneous	-	-	4,605	4,605
Total Revenues	<u>7,413,915</u>	<u>7,413,915</u>	<u>5,322,113</u>	<u>(2,091,802)</u>
<b>EXPENDITURES:</b>				
Economic Opportunity	<u>7,413,915</u>	<u>7,413,915</u>	<u>5,473,691</u>	<u>1,940,224</u>
Total Expenditures	<u>7,413,915</u>	<u>7,413,915</u>	<u>5,473,691</u>	<u>1,940,224</u>
Net Change in Fund Balance	-	-	(151,578)	(151,578)
<b>Fund Balance, Beginning of Year</b>	<u>\$ 246,697</u>	<u>\$ 246,697</u>	<u>\$ 246,697</u>	<u>\$ -</u>
<b>Fund Balance, End of Year</b>	<u><u>\$ 246,697</u></u>	<u><u>\$ 246,697</u></u>	<u><u>\$ 95,119</u></u>	<u><u>\$ (151,578)</u></u>



**Adams County, Colorado**  
**Explanation of Funds**  
**Enterprise Funds**

Enterprise Funds account for operations (a) that are financed and operated in a manner similar to private business enterprises where the intent of the governing body is that the costs (expenses including depreciation) of providing goods or services to the general public on a continuing basis be financed or recovered primarily through user charges; or (b) where the governing body has decided that periodic determination of revenues earned, expenses incurred, and/or net income is appropriate for capital maintenance, public policy, management control, accountability, or other purposes.

**GOLF COURSE FUND**-The enterprise fund used to account for the financial operations of the Riverdale (Adams County) Golf Complex.

**STORMWATER UTILITY FUND**-The enterprise fund used to collect fees and account for the cost of services directly related to the implementation of the Stormwater Quality Management Program and all related infrastructure.

**FRONT RANGE AIRPORT FUND**-The enterprise fund used to account for the financial operations of the general aviation airport.

**WATER AND WASTEWATER FUND**-The enterprise fund used to account for the financial operations of the Water and Wastewater Treatment plant at the Front Range Airport. The Water and Wastewater treatment plant serves customers and tenants of the Front Range Airport and is an integral part of the airport operations.



**ADAMS COUNTY, COLORADO**  
**NONMAJOR ENTERPRISE FUNDS**  
**COMBINING STATEMENT OF NET POSITION**  
**December 31, 2015**

	<u>Golf Course</u>	<u>Stormwater Utility</u>	<u>Water and Wastewater</u>	<u>Total</u>
<b>ASSETS:</b>				
Current Assets				
Cash and Cash Equivalents	\$ 1,108,946	\$ 4,537,731	\$ -	\$ 5,646,677
Accounts Receivable	554,738	565,808	10,874	1,131,420
Interfund Receivable	-	-	304,125	304,125
Inventory	33,059	-	-	33,059
Total Current Assets	<u>1,696,743</u>	<u>5,103,539</u>	<u>314,999</u>	<u>7,115,281</u>
Capital Assets				
Land	3,596,888	-	-	3,596,888
Land Improvements	3,071,817	-	-	3,071,817
Buildings	4,521,598	-	2,109,675	6,631,273
Improvements Other Than Buildings	1,717,609	-	-	1,717,609
Machinery and Equipment	2,392,754	-	-	2,392,754
Infrastructure	319,983	-	6,375	326,358
Construction in Progress	16,646	-	-	16,646
Accumulated Depreciation	(5,590,272)	-	(341,287)	(5,931,559)
Total Capital Assets	<u>10,047,023</u>	<u>-</u>	<u>1,774,763</u>	<u>11,821,786</u>
Total Assets	<u>11,743,766</u>	<u>5,103,539</u>	<u>2,089,762</u>	<u>18,937,067</u>
<b>DEFERRED OUTFLOWS OF RESOURCES:</b>				
Pension Deferrals	-	14,510	1,395	15,905
Total Deferred Outflows of Resources	<u>-</u>	<u>14,510</u>	<u>1,395</u>	<u>15,905</u>
<b>LIABILITIES:</b>				
Current Liabilities				
Accounts Payable and Retainages Payable	\$ 23,843	\$ 24,491	\$ 1,994	\$ 50,328
Accrued Interest Payable	-	-	5,078	5,078
Compensated Absences	-	5,139	-	5,139
Interfund Payable	340,000	8,773	709,687	1,058,460
Notes Payable-Current	-	-	198,902	198,902
Total Current Liabilities	<u>363,843</u>	<u>38,403</u>	<u>915,661</u>	<u>1,317,907</u>
Long-term Liabilities				
Notes Payable	-	-	204,868	204,868
Total Long-term Liabilities	<u>-</u>	<u>-</u>	<u>204,868</u>	<u>204,868</u>
Net Pension Liability	-	249,052	93,667	342,719
Total Liabilities	<u>363,843</u>	<u>287,455</u>	<u>1,214,196</u>	<u>1,865,494</u>
<b>NET POSITION:</b>				
Net Investment in Capital Assets	10,047,023	-	1,372,388	11,419,411
Unrestricted	1,332,900	4,830,594	(495,427)	5,668,067
Total Net Position	<u>\$ 11,379,923</u>	<u>\$ 4,830,594</u>	<u>\$ 876,961</u>	<u>\$ 17,087,478</u>

**ADAMS COUNTY, COLORADO**  
**NONMAJOR ENTERPRISE FUNDS**  
**COMBINING STATEMENT OF REVENUES, EXPENSES AND CHANGES IN FUND NET POSITION**  
**For the Year Ended December 31, 2015**

	<u>Golf Course</u>	<u>Stormwater Utility</u>	<u>Water and Wastewater</u>	<u>Total</u>
<b>OPERATING REVENUES:</b>				
Charges for Services	\$ 2,727,205	\$ 2,315,284	\$ 21,264	\$ 5,063,753
Insurance-Recovery of Losses	31,603	-	-	31,603
Miscellaneous	229,124	12,126	-	241,250
Total Operating Income	<u>2,987,932</u>	<u>2,327,410</u>	<u>21,264</u>	<u>5,336,606</u>
<b>OPERATING EXPENSES:</b>				
Salaries and Fringe Benefits	-	220,559	15,688	236,247
Pension Expense	-	7,709	6,937	14,646
Contract Labor	1,079,559	-	-	1,079,559
Insurance Premiums	73,152	-	-	73,152
Operating Supplies	8,449	3,892	35	12,376
Travel and Training	6,205	5,153	-	11,358
Minor Supplies and Equipment	228,206	1,974	3,668	233,848
Licenses and Fees	-	19,386	1,240	20,626
Utilities	165,141	1,920	30,574	197,635
Repairs and Maintenance	418,299	42,086	5,422	465,807
Professional Fees	236,374	83,421	48,359	368,154
Office Expenses	16,156	26,084	-	42,240
Rental Expenses	8,018	3,276	-	11,294
Cost of Sales	150,486	-	-	150,486
Other	70,908	310,000	7	380,915
Depreciation	674,111	-	53,167	727,278
Total Operating Expenses	<u>3,135,064</u>	<u>725,460</u>	<u>165,097</u>	<u>4,025,621</u>
Operating Income (Loss)	<u>(147,132)</u>	<u>1,601,950</u>	<u>(143,833)</u>	<u>1,310,985</u>
<b>NONOPERATING REVENUES (EXPENSES):</b>				
Interest Earnings	1,669	-	-	1,669
Interest Expense	-	-	(15,478)	(15,478)
Total Non Operating Revenues (Expenses)	<u>1,669</u>	<u>-</u>	<u>(15,478)</u>	<u>(13,809)</u>
Income (Loss) before Contributions and Transfers	<u>(145,463)</u>	<u>1,601,950</u>	<u>(159,311)</u>	<u>1,297,176</u>
Transfers In	-	-	304,125	304,125
Transfers Out	(340,000)	-	-	(340,000)
Changes in Net Position	<u>(485,463)</u>	<u>1,601,950</u>	<u>144,814</u>	<u>1,261,301</u>
Total Net Position-Beginning, Restated	<u>11,865,386</u>	<u>3,228,644</u>	<u>732,147</u>	<u>15,826,177</u>
Total Net Position-Ending	<u>\$ 11,379,923</u>	<u>\$ 4,830,594</u>	<u>\$ 876,961</u>	<u>\$ 17,087,478</u>

**ADAMS COUNTY, COLORADO**  
**NONMAJOR ENTERPRISE FUNDS**  
**COMBINING STATEMENT OF CASH FLOWS**  
**For the Year Ended December 31, 2015**

	<u>Golf Course</u>	<u>Stormwater Utility</u>	<u>Water and Wastewater</u>	<u>Total</u>
<b>CASH FLOWS FROM OPERATING ACTIVITIES:</b>				
Cash Received from Customers	\$ 3,003,972	\$ 2,253,459	\$ 58,191	\$ 5,315,622
Cash Payments to Suppliers for Goods and Services	(2,471,672)	(476,937)	(88,211)	(3,036,820)
Cash Payments to Employees for Services	-	(217,644)	(20,310)	(237,954)
Net Cash Provided (Used) by Operating Activities	<u>532,300</u>	<u>1,558,878</u>	<u>(50,330)</u>	<u>2,040,848</u>
<b>CASH FLOWS FROM NONCAPITAL FINANCING ACTIVITIES:</b>				
Interfund Transfer	<u>(340,000)</u>	-	<u>261,345</u>	<u>(78,655)</u>
Net Cash Provided (Used) by Noncapital and Related Financing Activities	<u>(340,000)</u>	-	<u>261,345</u>	<u>(78,655)</u>
<b>CASH FLOWS FROM CAPITAL AND RELATED FINANCING ACTIVITIES:</b>				
Acquisition/Construction of Capital Assets	(220,274)	-	-	(220,274)
Principal Paid	-	-	(193,109)	(193,109)
Interest Paid	-	-	(17,906)	(17,906)
Net Cash Provided (Used) by Capital and Related Financing Activities	<u>(220,274)</u>	-	<u>(211,015)</u>	<u>(431,289)</u>
<b>CASH FLOWS FROM INVESTING ACTIVITIES:</b>				
Interest Earnings	<u>1,669</u>	-	-	<u>1,669</u>
Net Cash Provided by Investing Activities	<u>1,669</u>	-	-	<u>1,669</u>
Net Increase (Decrease) in Cash and Cash Equivalents	(26,305)	1,558,878	-	1,532,573
Cash and Cash Equivalents, Beginning	<u>1,135,251</u>	<u>2,978,853</u>	-	<u>4,114,104</u>
Cash and Cash Equivalents, Ending	<u>\$ 1,108,946</u>	<u>\$ 4,537,731</u>	<u>\$ -</u>	<u>\$ 5,646,677</u>
<b>Reconciliation of Operating Income to Net Cash Provided (Used) by Operating Activities:</b>				
Operating Income (Loss)	<u>\$ (147,132)</u>	<u>\$ 1,601,950</u>	<u>\$ (143,833)</u>	<u>\$ 1,310,985</u>
Adjustments to Reconcile Operating Income to Net Cash Provided (Used) by Operating Activities:				
Depreciation	674,111	-	53,167	727,278
Pension Expense	-	7,709	6,937	14,646
(Increase) Decrease in Accounts Receivable	12,802	(73,961)	(4,880)	(66,039)
(Increase) Decrease in Inventories	(4,349)	-	-	(4,349)
(Increase) Decrease in Interfund Receivable	3,238	10	41,807	45,055
Increase (Decrease) in Accounts Payable	9,242	20,816	1,094	31,152
Increase (Decrease) in Retainage Payable	-	2,104	-	2,104
Increase (Decrease) in Interfund Payable	(15,612)	(2,665)	-	(18,277)
Increase (Decrease) in Accrued Vacation and Sick Leave	-	2,915	(4,622)	(1,707)
Total Adjustments	<u>679,432</u>	<u>(43,072)</u>	<u>93,503</u>	<u>729,863</u>
<b>Net Cash Provided (Used) by Operating Activities</b>	<u>\$ 532,300</u>	<u>\$ 1,558,878</u>	<u>\$ (50,330)</u>	<u>\$ 2,040,848</u>

**ADAMS COUNTY, COLORADO**  
**FRONT RANGE AIRPORT FUND**  
**BUDGETARY COMPARISON SCHEDULE (NON-GAAP)**  
**For the Year Ended December 31, 2015**

	<u>Budgeted Amounts</u>		<u>Actual Amounts</u>	<u>Variance with Final Budget - Positive (Negative)</u>
	<u>Original</u>	<u>Final</u>		<u>(Negative)</u>
<b>REVENUES:</b>				
Intergovernmental				
State Grants	\$ 174,167	\$ 174,167	\$ 6,414	\$ (167,753)
Federal Grants	300,000	300,000	8,738	(291,262)
Charges for Services	2,255,316	2,255,316	2,218,431	(36,885)
Miscellaneous	5,000	5,000	23,397	18,397
Transfer In	560,000	560,000	560,000	-
Total Revenues	<u>3,294,483</u>	<u>3,294,483</u>	<u>2,816,980</u>	<u>(477,503)</u>
<b>EXPENDITURES:</b>				
Salaries and Fringe Benefits	1,089,881	1,089,881	1,037,014	52,867
Insurance Premiums	3,300	3,300	3,658	(358)
Operating Supplies	18,000	38,000	18,774	19,226
Repairs and Maintenance	333,200	523,200	165,802	357,398
Professional Fees	433,489	433,489	138,337	295,152
Travel and Training	16,300	16,300	38,428	(22,128)
Minor Supplies and Equipment	52,860	73,860	72,777	1,083
Rental Expense	5,246	5,246	4,342	904
Licenses and Fees	5,172	5,172	3,741	1,431
Utilities	188,470	188,470	164,971	23,499
Cost of Sales	66,300	1,181,300	730,546	450,754
Other	76,920	76,920	66,921	9,999
Capital Outlay	94,000	39,000	5,524	33,476
Total Expenditures	<u>2,383,138</u>	<u>3,674,138</u>	<u>2,450,835</u>	<u>1,223,303</u>
Change in Net Position, Budgetary Basis	<u>\$ 911,345</u>	<u>\$ (379,655)</u>	366,145	<u>\$ 745,800</u>
Gain (Loss) on Sale of Assets	<u>-</u>	<u>-</u>	1,567	<u>1,567</u>
<b>Net Position, Beginning of Year, Restated</b>			<u>29,860,642</u>	
<b>Net Position, End of Year</b>			30,228,354	
<b>Reconciliation from Non-GAAP Basis to GAAP Basis:</b>				
Depreciation			(1,600,112)	
Capital Outlay			5,524	
Pension Expense			<u>(19,834)</u>	
<b>Net Position, GAAP Basis</b>			<u>\$ 28,613,932</u>	

**ADAMS COUNTY, COLORADO**  
**GOLF COURSE FUND**  
**BUDGETARY COMPARISON SCHEDULE (NON-GAAP)**  
**For the Year Ended December 31, 2015**

	Budgeted Amounts		Actual Amounts	Variance with Final Budget - Positive (Negative)
	Original	Final		
<b>REVENUES:</b>				
Intergovernmental	\$ -	\$ 262,500	\$ -	\$ (262,500)
Charges for Services	2,843,500	2,843,500	2,727,205	(116,295)
Interest Earnings	3,000	3,000	1,669	(1,331)
Miscellaneous	200,000	200,000	260,727	60,727
Total Revenues	3,046,500	3,309,000	2,989,601	(319,399)
<b>EXPENDITURES:</b>				
Cost of Sales	142,140	142,140	150,486	(8,346)
Contract Labor	1,100,970	1,100,970	1,079,559	21,411
Insurance Premiums	100,000	100,000	73,152	26,848
Operating Supplies	10,200	10,200	8,449	1,751
Repairs and Maintenance	183,485	531,485	418,299	113,186
Professional Fees	224,000	224,000	236,374	(12,374)
Travel and Training	11,386	11,386	6,205	5,181
Minor Supplies and Equipment	290,875	290,875	228,206	62,669
Office Expenses	22,280	22,280	16,156	6,124
Rental Expense	8,120	8,120	8,018	102
Utilities	201,215	201,215	165,141	36,074
Other	61,140	61,140	70,908	(9,768)
Capital Outlay	99,000	96,690	220,274	(123,584)
Transfers Out	340,000	340,000	340,000	-
Total Expenditures	2,794,811	3,140,501	3,021,227	119,274
Change in Net Position, Budgetary Basis	\$ 251,689	\$ 168,499	(31,626)	\$ (200,125)
<b>Net Position, Beginning of Year</b>			11,865,386	
<b>Net Position, End of Year</b>			11,833,760	
<b>Reconciliation from Non-GAAP Basis to GAAP Basis:</b>				
Depreciation			(674,111)	
Capital Outlay			220,274	
<b>Net Position, GAAP Basis</b>			\$ 11,379,923	

**ADAMS COUNTY, COLORADO**  
**STORMWATER UTILITY FUND**  
**BUDGETARY COMPARISON SCHEDULE (NON-GAAP)**  
**For the Year Ended December 31, 2015**

	Budgeted Amounts		Actual Amounts	Variance with Final Budget - Positive (Negative)
	Original	Final		
<b>REVENUES:</b>				
Charges for Services	\$ 2,200,000	\$ 2,200,000	\$ 2,315,284	\$ 115,284
Interest Earnings	5,400	5,400	-	(5,400)
Miscellaneous	-	-	12,126	12,126
Total Revenues	2,205,400	2,205,400	2,327,410	122,010
<b>EXPENDITURES:</b>				
Salaries-Fringe Benefits	236,855	236,855	220,559	16,296
Operating Supplies	5,500	5,500	3,892	1,608
Repairs and Maintenance	180,000	180,000	42,086	137,914
Travel and Training	10,840	10,840	5,153	5,687
Minor Supplies and Equipment	500	500	1,974	(1,474)
Licenses and Fees	5,110	62,110	19,386	42,724
Professional Fees	121,000	121,000	83,421	37,579
Office Expenses	2,040	2,040	26,084	(24,044)
Rental Expense	7,572	7,572	3,276	4,296
Utilities	4,420	4,420	1,920	2,500
Payments to Other Governments	-	310,000	310,000	-
Capital Outlay	981,226	624,615	-	624,615
Total Expenditures	1,555,063	1,565,452	717,751	847,701
Change in Net Position, Budgetary Basis	\$ 650,337	\$ 639,948	1,609,659	\$ 969,711
<b>Net Position, Beginning of Year, Restated</b>			3,228,644	
<b>Net Position, End of Year</b>			4,838,303	
<b>Reconciliation from Non-GAAP Basis to GAAP Basis:</b>				
Pension Expense			(7,709)	
<b>Net Position, GAAP Basis</b>			\$ 4,830,594	

**ADAMS COUNTY, COLORADO**  
**WATER AND WASTEWATER FUND**  
**BUDGETARY COMPARISON SCHEDULE (NON-GAAP)**  
**For the Year Ended December 31, 2015**

	<u>Budgeted Amounts</u>		<u>Actual Amounts</u>	<u>Variance with Final</u>
	<u>Original</u>	<u>Final</u>		<u>Budget - Positive</u> <u>(Negative)</u>
<b>REVENUES:</b>				
Charges for Services	\$ 29,400	\$ 29,400	\$ 21,264	\$ (8,136)
Transfer In	304,125	304,125	304,125	-
Total Revenues	<u>333,525</u>	<u>333,525</u>	<u>325,389</u>	<u>(8,136)</u>
<b>EXPENDITURES:</b>				
Salaries and Fringe Benefits	86,709	36,709	15,688	21,021
Operating Supplies	1,200	1,200	35	1,165
Repairs and Maintenance	4,800	4,800	5,422	(622)
Professional Fees	8,750	58,750	48,359	10,391
Minor Supplies and Equipment	8,400	8,400	3,668	4,732
Rental Expense	100	100	-	100
Licenses and Fees	2,025	2,025	1,240	785
Utilities	34,200	34,200	30,574	3,626
Debt Principal	-	-	193,109	(193,109)
Debt Interest	211,015	211,015	15,478	195,537
Other	925	925	7	918
Total Expenditures	<u>358,124</u>	<u>358,124</u>	<u>313,580</u>	<u>44,544</u>
Change in Net Position, Budgetary Basis	<u>\$ (24,599)</u>	<u>\$ (24,599)</u>	11,809	<u>\$ 36,408</u>
<b>Net Position, Beginning of Year, Restated</b>			<u>732,147</u>	
<b>Net Position, End of Year</b>			743,956	
<b>Reconciliation from Non-GAAP Basis to GAAP Basis:</b>				
Depreciation			(53,167)	
Debt Principal			193,109	
Pension Expense			<u>(6,937)</u>	
<b>Net Position, GAAP Basis</b>			<u>\$ 876,961</u>	





**Adams County, Colorado**  
**Explanation of Funds**  
**Internal Service Funds**

Internal service funds account for the financing of goods and services provided by one department or agency to other departments of the County on a cost reimbursement basis.

EQUIPMENT SERVICE FUND-The Equipment Service Internal Service Fund is used to account for the revenues generated from internal rental charges of vehicles, equipment and maintenance costs provided to other departments.

INSURANCE CLAIMS FUND-The Insurance Claims Internal Service Fund is used to account for the self-insurance activities of the County. The County is self insured for unemployment, health plans, dental plans and a vision plan. The workers' compensation and property and casualty programs are high deductible plans.

**ADAMS COUNTY, COLORADO**  
**INTERNAL SERVICE FUNDS**  
**COMBINING STATEMENT OF NET POSITION**  
**December 31, 2015**

	<b>Equipment</b>		
	<b>Service</b>	<b>Insurance Claims</b>	<b>Total</b>
<b>ASSETS:</b>			
Current Assets			
Cash and Cash Equivalents	\$ 17,825,708	\$ 7,704,530	\$ 25,530,238
Accounts Receivable	166,748	76,769	243,517
Prepaid	-	234,501	234,501
Insurance Retainer	-	360,000	360,000
Interfund Receivable	-	1,213,902	1,213,902
Inventory	84,416	-	84,416
Total Current Assets	18,076,872	9,589,702	27,666,574
Capital Assets			
Improvements Other Than Buildings	338,887	-	338,887
Machinery and Equipment	26,905,011	-	26,905,011
Accumulated Depreciation	(19,342,922)	-	(19,342,922)
Total Capital Assets	7,900,976	-	7,900,976
Total Assets	25,977,848	9,589,702	35,567,550
<b>LIABILITIES:</b>			
Current Liabilities			
Accounts Payable	448,242	820,176	1,268,418
Deposits Payable	-	8,175	8,175
Compensated Absences	120,363	69,714	190,077
Interfund Payable	-	9	9
Claims Payable-Current	-	3,278,482	3,278,482
Total Current Liabilities	568,605	4,176,556	4,745,161
Long-term Liabilities			
Claims Payable-Workers' Comp.	-	1,152,966	1,152,966
Claims Payable-General Liability	-	2,615,835	2,615,835
Total Long-term Liabilities	-	3,768,801	3,768,801
Total Liabilities	568,605	7,945,357	8,513,962
<b>NET POSITION:</b>			
Net Investment in Capital Assets	7,900,976	-	7,900,976
Unrestricted	17,508,267	1,644,345	19,152,612
Total Net Position	\$ 25,409,243	\$ 1,644,345	\$ 27,053,588

**ADAMS COUNTY, COLORADO**  
**INTERNAL SERVICE FUNDS**  
**COMBINING STATEMENT OF REVENUES, EXPENSES AND CHANGES IN FUND NET POSITION**  
**For the Year Ended December 31, 2015**

	<u>Equipment</u>		
	<u>Service</u>	<u>Insurance Claims</u>	<u>Total</u>
<b>OPERATING REVENUES:</b>			
Equipment Rental Fees	\$ 6,188,094	\$ -	\$ 6,188,094
Insurance Premiums-Medical/Dental	-	12,606,454	12,606,454
Insurance Premiums-General Liability	-	1,847,206	1,847,206
Insurance Premiums-Workers' Compensation	-	920,742	920,742
Insurance Premiums-Unemployment	-	150,000	150,000
Insurance Premiums-Vision	-	219,549	219,549
Insurance Premiums-Administration	-	930,715	930,715
Insurance-Recovery of Losses	-	10,455	10,455
Miscellaneous	79,956	521,552	601,508
Total Operating Income	<u>6,268,050</u>	<u>17,206,673</u>	<u>23,474,723</u>
<b>OPERATING EXPENSES:</b>			
Salaries and Fringe Benefits	1,359,488	408,510	1,767,998
Insurance Claims	-	12,568,576	12,568,576
Insurance Premiums	-	2,203,254	2,203,254
Operating Supplies	59,499	1,559	61,058
Travel and Training	5,366	2,898	8,264
Minor Supplies and Equipment	1,792,610	30,439	1,823,049
Licenses and Fees	9,056	6,233	15,289
Utilities	53,629	2,760	56,389
Repairs and Maintenance	298,578	-	298,578
Professional Fees	100	333,284	333,384
Rental Expenses	34,620	-	34,620
Depreciation	2,131,189	-	2,131,189
Total Operating Expenses	<u>5,744,135</u>	<u>15,557,513</u>	<u>21,301,648</u>
Operating Income (Loss)	<u>523,915</u>	<u>1,649,160</u>	<u>2,173,075</u>
<b>NONOPERATING REVENUES (EXPENSES):</b>			
Gain (Loss) on Sale of Assets	163,960	-	163,960
Total Non Operating Revenues (Expenses)	<u>163,960</u>	<u>-</u>	<u>163,960</u>
Income (Loss) before Contributions and Transfers	<u>687,875</u>	<u>1,649,160</u>	<u>2,337,035</u>
Changes in Net Position	687,875	1,649,160	2,337,035
Total Net Position-Beginning	<u>24,721,368</u>	<u>(4,815)</u>	<u>24,716,553</u>
Total Net Position-Ending	<u>\$ 25,409,243</u>	<u>\$ 1,644,345</u>	<u>\$ 27,053,588</u>

**ADAMS COUNTY, COLORADO**  
**INTERNAL SERVICE FUNDS**  
**COMBINING STATEMENT OF CASH FLOWS**  
**For the Year Ended December 31, 2015**

	<b>Equipment Service</b>	<b>Insurance Claims</b>	<b>Total</b>
<b>CASH FLOWS FROM OPERATING ACTIVITIES:</b>			
Cash Received from Customers	\$ 6,748,149	\$ 17,913,106	\$ 24,661,255
Cash Payments to Suppliers for Goods and Services	(1,835,778)	(16,414,255)	(18,250,033)
Cash Payments to Employees for Services	(1,390,634)	(396,292)	(1,786,926)
Net Cash Provided (Used) by Operating Activities	3,521,737	1,102,559	4,624,296
<b>CASH FLOWS FROM CAPITAL AND RELATED FINANCING ACTIVITIES:</b>			
Acquisition/Construction of Capital Assets	(3,432,011)	-	(3,432,011)
Proceeds from Sale of Property	164,224	-	164,224
Net Cash Provided (Used) by Capital and Related Financing Activities	(3,267,787)	-	(3,267,787)
Net Increase (Decrease) in Cash and Cash Equivalents	253,950	1,102,559	1,356,509
Cash and Cash Equivalents, Beginning	17,571,758	6,601,971	24,173,729
Cash and Cash Equivalents, Ending	\$ 17,825,708	\$ 7,704,530	\$ 25,530,238
<b>Reconciliation of Operating Income to Net Cash Provided (Used) by Operating Activities:</b>			
Operating Income (Loss)	\$ 523,915	\$ 1,649,160	\$ 2,173,075
Adjustments to Reconcile Operating Income to Net Cash Provided (Used) by Operating Activities:			
Depreciation	2,131,189	-	2,131,189
(Increase) Decrease in Accounts Receivable	102,068	29,275	131,343
(Increase) Decrease in Inventories	11,083	-	11,083
(Increase) Decrease in Interfund Receivable	378,031	721,218	1,099,249
(Increase) Decrease in Prepaid Expense	-	4,940	4,940
(Increase) Decrease in Retainer	-	(49,000)	(49,000)
Increase (Decrease) in Accounts Payable	406,597	134,038	540,635
Increase (Decrease) in Claims Payable-Current	-	(1,654,359)	(1,654,359)
Increase (Decrease) in Interfund Payable	-	9	9
Increase (Decrease) in Accrued Vacation and Sick Leave	(31,146)	12,218	(18,928)
Increase (Decrease) in Deposits Payable	-	(5,790)	(5,790)
Increase (Decrease) in Claims Payable-Long Term	-	260,850	260,850
Total Adjustments	2,997,822	(546,601)	2,451,221
<b>Net Cash Provided (Used) by Operating Activities</b>	<b>\$ 3,521,737</b>	<b>\$ 1,102,559</b>	<b>\$ 4,624,296</b>

**ADAMS COUNTY, COLORADO**  
**EQUIPMENT SERVICE FUND**  
**BUDGETARY COMPARISON SCHEDULE (NON-GAAP)**  
**For the Year Ended December 31, 2015**

	<u>Budgeted Amounts</u>		<u>Actual Amounts</u>	<u>Variance with Final</u>
	<u>Original</u>	<u>Final</u>		<u>Budget - Positive</u>
				<u>(Negative)</u>
<b>REVENUES:</b>				
Insurance Recovery of Losses	\$ 29,490	\$ 29,490	\$ -	\$ (29,490)
Charges for Services	7,098,881	7,098,881	6,188,094	(910,787)
Gain on Sale of Assets	200,000	200,000	163,960	(36,040)
Miscellaneous	250,000	250,000	79,956	(170,044)
Transfers In	375,000	375,000	-	(375,000)
Total Revenues	<u>7,953,371</u>	<u>7,953,371</u>	<u>6,432,010</u>	<u>(1,521,361)</u>
<b>EXPENDITURES:</b>				
Salaries and Fringe Benefits	1,358,362	1,358,362	1,359,488	(1,126)
Operating Supplies	68,600	68,600	59,499	9,101
Repairs and Maintenance	231,750	231,750	298,578	(66,828)
Travel and Training	9,100	9,100	5,366	3,734
Minor Supplies and Equipment	2,692,900	2,682,900	1,792,610	890,290
Licenses and Fees	5,310	5,310	9,056	(3,746)
Professional Fees	-	750,000	100	749,900
Rental Expense	35,190	35,190	34,620	570
Utilities	58,700	58,700	53,629	5,071
Capital Outlay	4,747,000	5,715,171	3,432,011	2,283,160
Total Expenditures	<u>9,206,912</u>	<u>10,915,083</u>	<u>7,044,957</u>	<u>3,870,126</u>
Change in Net Position, Budgetary Basis	<u>\$ (1,253,541)</u>	<u>\$ (2,961,712)</u>	(612,947)	<u>\$ 2,348,765</u>
<b>Net Position, Beginning of Year</b>			<u>24,721,368</u>	
<b>Net Position, End of Year</b>			24,108,421	
<b>Reconciliation from Non-GAAP Basis</b>				
<b>to GAAP Basis:</b>				
Depreciation			(2,131,189)	
Capital Outlay			<u>3,432,011</u>	
<b>Net Position, GAAP Basis</b>			<u>\$ 25,409,243</u>	

**ADAMS COUNTY, COLORADO**  
**INSURANCE CLAIMS FUND**  
**BUDGETARY COMPARISON SCHEDULE (NON-GAAP)**  
**For the Year Ended December 31, 2015**

	<u>Budgeted Amounts</u>		<u>Actual Amounts</u>	<u>Variance with Final</u>
	<u>Original</u>	<u>Final</u>		<u>Budget - Positive</u> <u>(Negative)</u>
<b>REVENUES:</b>				
Insurance Premiums	\$ 20,273,442	\$ 20,273,442	\$ 16,674,666	\$ (3,598,776)
Miscellaneous	-	-	532,007	532,007
Total Revenues	<u>20,273,442</u>	<u>20,273,442</u>	<u>17,206,673</u>	<u>(3,066,769)</u>
<b>EXPENDITURES:</b>				
Salaries and Fringe Benefits	374,162	374,162	408,510	(34,348)
Insurance Claims	17,319,640	17,319,640	12,251,378	5,068,262
Insurance Premiums	2,115,322	2,115,322	2,203,254	(87,932)
Operating Supplies	2,320	2,320	1,559	761
Travel and Training	10,260	10,260	2,898	7,362
Minor Supplies and Equipment	1,850	1,850	30,439	(28,589)
Licenses and Fees	33,000	33,000	6,233	26,767
Utilities	2,460	2,460	2,760	(300)
Professional Fees	<u>1,054,300</u>	<u>1,054,300</u>	<u>333,284</u>	<u>721,016</u>
Total Expenditures	<u>20,913,314</u>	<u>20,913,314</u>	<u>15,240,315</u>	<u>5,672,999</u>
Change in Net Position, Budgetary Basis	<u>\$ (639,872)</u>	<u>\$ (639,872)</u>	1,966,358	<u>\$ 2,606,230</u>
<b>Net Position, Beginning of Year</b>			<u>(4,815)</u>	
<b>Net Position, End of Year</b>			1,961,543	
<b>Reconciliation from Non-GAAP Basis</b>				
<b>to GAAP Basis:</b>				
Change in Insurance Claims Accrued Liability			<u>(317,198)</u>	
<b>Net Position, GAAP Basis</b>			<u>\$ 1,644,345</u>	



**Adams County, Colorado**  
**Explanation of Funds**  
**Agency Funds**

The Agency Funds account for assets held by the County as an agent for individuals, private organizations, other governments and/or other funds.

TREASURER'S FUND -The Treasurer's Fund accounts for all monies collected (principally tax collections) by the Adams County Treasurer for various local governmental units within the County.

PUBLIC TRUSTEE'S FUND - The Public Trustee's agency fund collects fees pertaining to deeds of trust transactions and distributes fees collected to mortgage companies, individuals, the County and other entities as appropriate.

CLERK AND RECORDER'S FUND - The Clerk and Recorder's agency fund collects fees and taxes primarily for other governments for motor vehicle related transactions.

INMATE TRUST FUND – The inmate trust fund is managed by the Sheriff's Office. These are monies belonging to inmates serving time at the County's Detention Facility. Monies not spent by the inmates during their time in jail are returned to them upon their release.



**ADAMS COUNTY, COLORADO**  
**COMBINING STATEMENT OF CHANGES IN FIDUCIARY NET POSITION**  
**December 31, 2015**

	Balances 1/1/2015	Additions	Deductions	Balances 12/31/2015
<b>Treasurer's Agency Fund</b>				
Cash and investments	\$ 6,069,520	\$ 493,533,904	\$ 492,801,762	\$ 6,801,662
Total Assets	<u>\$ 6,069,520</u>	<u>\$ 493,533,904</u>	<u>\$ 492,801,762</u>	<u>\$ 6,801,662</u>
Due to other gov't	\$ 5,776,431	\$ 491,170,870	\$ 490,462,788	\$ 6,484,513
Due to others	293,089	2,363,034	2,338,974	317,149
Total Liabilities	<u>\$ 6,069,520</u>	<u>\$ 493,533,904</u>	<u>\$ 492,801,762</u>	<u>\$ 6,801,662</u>
<b>Clerk's Agency Fund</b>				
Cash and investments	\$ 10,470,948	\$ 159,790,552	\$ 160,221,446	\$ 10,040,054
Total Assets	<u>\$ 10,470,948</u>	<u>\$ 159,790,552</u>	<u>\$ 160,221,446</u>	<u>\$ 10,040,054</u>
Due to other gov't	\$ 10,410,093	\$ 142,679,607	\$ 143,092,667	\$ 9,997,033
Due to others	60,855	17,110,945	17,128,779	43,021
Total Liabilities	<u>\$ 10,470,948</u>	<u>\$ 159,790,552</u>	<u>\$ 160,221,446</u>	<u>\$ 10,040,054</u>
<b>Public Trustee's Agency Fund</b>				
Cash and investments	\$ 588,628	\$ 39,207,435	\$ 39,195,652	\$ 600,411
Total Assets	<u>\$ 588,628</u>	<u>\$ 39,207,435</u>	<u>\$ 39,195,652</u>	<u>\$ 600,411</u>
Due to others	\$ 588,628	\$ 39,207,435	\$ 39,195,652	\$ 600,411
Total Liabilities	<u>\$ 588,628</u>	<u>\$ 39,207,435</u>	<u>\$ 39,195,652</u>	<u>\$ 600,411</u>
<b>Sheriff's Inmate Trust Agency Fund</b>				
Cash and investments	\$ 680,884	\$ 4,070,420	\$ 4,551,294	\$ 200,010
Total Assets	<u>\$ 680,884</u>	<u>\$ 4,070,420</u>	<u>\$ 4,551,294</u>	<u>\$ 200,010</u>
Due to others	\$ 680,884	\$ 4,070,420	\$ 4,551,294	\$ 200,010
Total Liabilities	<u>\$ 680,884</u>	<u>\$ 4,070,420</u>	<u>\$ 4,551,294</u>	<u>\$ 200,010</u>
<b>Total All Agency Funds</b>				
Cash and investments	\$ 17,809,980	\$ 696,602,311	\$ 696,770,154	\$ 17,642,137
Total Assets	<u>\$ 17,809,980</u>	<u>\$ 696,602,311</u>	<u>\$ 696,770,154</u>	<u>\$ 17,642,137</u>
Due to other gov't	\$ 16,186,524	\$ 633,850,477	\$ 633,555,455	\$ 16,481,546
Due to others	1,623,456	62,751,834	63,214,699	1,160,591
Total Liabilities	<u>\$ 17,809,980</u>	<u>\$ 696,602,311</u>	<u>\$ 696,770,154</u>	<u>\$ 17,642,137</u>



## VALUES

We are committed to:

### A POSITIVE WORK ENVIRONMENT

Providing a respectful, professional work environment that will attract, retain and motivate a workforce that effectively and efficiently serves the Adams County Community

### SERVANT LEADERSHIP

Serving the Adams County community with accountability and responsibility

### TEAMWORK

Working together on behalf of the Adams County community

### TRANSPARENCY

Engaging in open, honest, and respectful practices and communication

### CREDIBILITY

Earning the trust and respect of the Adams County community by acting with integrity and ethics in all we do

**Adams County, Colorado**  
**Statistical Section Index**

*This part of the Adams County comprehensive annual financial report presents detailed information as a context for understanding what the information in the financial statements, note disclosures, and required supplementary information says about the County's overall financial health.*

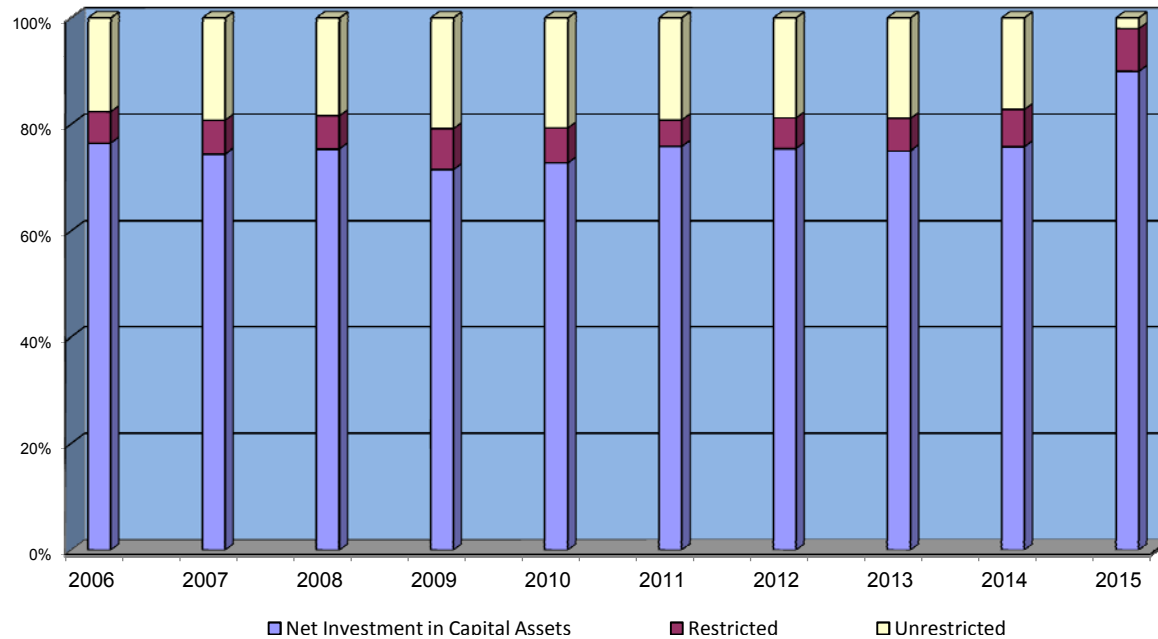
<b>Financial Trends</b>	<b>Page</b>
<i>These schedules contain trend information to help the reader understand how the County's financial performance and well-being have changed over time.</i>	
Net Position by Component	114
Changes in Net Position	115
Governmental Activities Expense Change Graphs	117
Changes in Program & General Revenue Graph	119
Fund Balances, Governmental Funds	120
Changes in Fund Balances, Governmental Funds	121
Changes in Fund Balances, Governmental Funds Graphs	122
<b>Revenue Capacity</b>	
<i>These schedules contain information to help the reader assess the County's most significant sources of revenue.</i>	
Assessed/Actual Value of Taxable Property	123
Property Tax Levies and Collections	124
Principal Property Tax Payers	125
Direct and Overlapping Property Tax Rates	126
<b>Debt Capacity</b>	
<i>These schedules contain information to help the reader assess the affordability of the County's current level of debt and the county's ability to issue debt in the future.</i>	
Ratio of Outstanding Debt by Type	127
Computation of Direct, Overlapping and Underlying Long-Term Debt	128
Legal Debt Margin Information	130
<b>Demographic and Economic Information</b>	
<i>These schedules offer demographic and economic indicators to help the reader understand the environment within which the County's financial activities take place.</i>	
Demographic and Economic Statistics	131
Principal Employers	132
<b>Operating Information</b>	
<i>These schedules contain information regarding types of assets by function/department and the number of employees in various job categories.</i>	
Capital Asset Statistics by Function/Program	133
Full-Time Equivalent County Employees by Function/Program	134

This page is intentionally left blank

**Adams County, Colorado  
Net Position by Component  
Last Ten Years**

	2006	2007	2008	2009	2010	2011	2012	2013	2014	2015
<b>Governmental Activities</b>										
Net Investment in Capital Assets	\$ 534,593,275	\$ 536,994,805	\$ 554,481,895	\$ 534,982,272	\$ 557,397,767	\$ 592,522,933	\$ 596,555,287	\$ 593,574,188	\$ 606,202,634	\$ 611,634,315
Restricted	42,328,514	46,405,245	46,812,777	58,041,779	50,731,051	39,750,571	46,557,791	49,202,652	60,449,728	57,731,038
Unrestricted	122,288,680	137,797,761	134,148,061	154,930,749	157,176,026	148,150,452	146,459,139	147,915,202	140,193,414	7,883,473
Total governmental activities net position	\$ 699,210,469	\$ 721,197,811	\$ 735,442,733	\$ 747,954,800	\$ 765,304,844	\$ 780,423,956	\$ 789,572,217	\$ 790,692,042	\$ 806,845,776	\$ 677,248,826
<b>Business-type Activities</b>										
Net Investment in Capital Assets	\$ 8,052,459	\$ 8,135,188	\$ 8,200,054	\$ 8,083,593	\$ 7,954,054	\$ 7,738,452	\$ 7,778,089	\$ 9,332,133	\$ 40,564,861	\$ 38,657,775
Unrestricted	2,756,160	2,863,787	2,944,443	3,175,497	3,400,335	3,630,896	3,794,813	3,546,648	6,327,369	7,043,635
Total business-type activities net position	\$ 10,808,619	\$ 10,998,975	\$ 11,144,497	\$ 11,259,090	\$ 11,354,389	\$ 11,369,348	\$ 11,572,902	\$ 12,878,781	\$ 46,892,230	\$ 45,701,410
<b>Total Primary Government</b>										
Net Investment in Capital Assets	\$ 542,645,734	\$ 545,129,993	\$ 562,681,949	\$ 543,065,865	\$ 565,351,821	\$ 600,261,385	\$ 604,333,376	\$ 602,906,321	\$ 646,767,495	\$ 650,292,090
Restricted	42,328,514	46,405,245	46,812,777	58,041,779	50,731,051	39,750,571	46,557,791	49,202,652	60,449,728	57,731,038
Unrestricted	125,044,840	140,661,548	137,092,504	158,106,246	160,576,361	151,781,348	150,253,952	151,461,850	146,520,783	14,927,108
Total primary government net position	\$ 710,019,088	\$ 732,196,786	\$ 746,587,230	\$ 759,213,890	\$ 776,659,233	\$ 791,793,304	\$ 801,145,119	\$ 803,570,823	\$ 853,738,006	\$ 722,950,236

**Percentage of Net Position by Component**



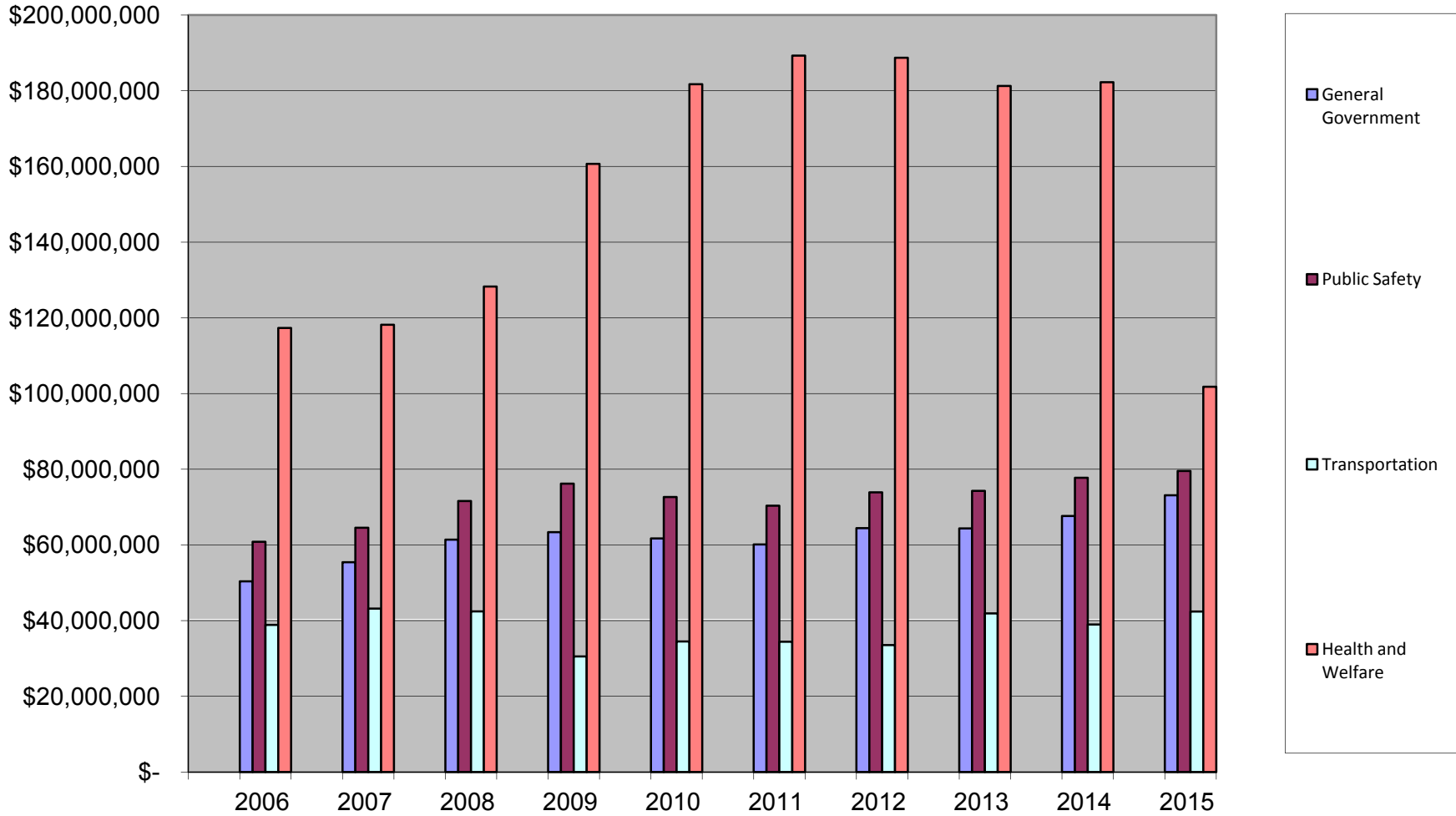
**Adams County Colorado**  
**Changes in Net Position**  
**Last Ten Years**

	2006	2007	2008	2009	2010	2011	2012	2013	2014	2015
<b>Expenses</b>										
<b>Governmental Activities</b>										
General Government	\$ 50,389,174	\$ 55,429,386	\$ 61,408,120	\$ 63,382,231	\$ 61,728,753	\$ 60,112,427	\$ 64,432,076	\$ 64,364,517	\$ 67,645,619	\$ 73,098,284
Public Safety	60,814,606	64,528,882	71,585,432	76,201,817	72,666,075	70,374,242	73,890,995	74,297,420	77,728,278	79,524,881
County Funded Human Services	3,464,240	3,629,566	3,777,147	3,842,110	3,398,031	3,244,279	3,414,463	9,138,011	3,688,208	3,711,537
Transportation	38,860,660	43,161,397	42,447,761	30,553,717	34,492,821	34,414,275	33,551,692	41,891,634	38,966,452	42,408,743
Culture and Recreation	3,374,562	3,669,852	3,903,715	4,086,651	3,906,242	3,815,451	4,068,729	4,235,097	4,340,240	4,675,334
Health and Welfare	117,325,278	118,151,381	128,280,011	160,687,705	181,712,150	189,256,037	188,698,818	181,268,279	182,252,125	101,782,532
Urban Housing and Redevelopment	3,227,952	4,528,589	2,897,032	3,437,056	7,220,801	3,983,241	4,340,822	4,362,880	2,974,908	4,779,334
Conservation of Natural Resources	3,686,796	4,150,045	4,868,147	7,952,345	7,235,950	12,258,504	9,074,943	9,185,737	11,556,202	11,553,512
Economic Opportunity	5,014,885	5,592,049	5,297,734	8,335,699	8,436,630	5,249,905	6,323,042	6,451,001	5,646,147	5,827,958
Interest Expense	963,590	919,108	1,589,421	6,519,982	7,184,199	7,141,671	6,898,470	6,633,838	6,322,611	5,811,454
<b>Total governmental activities expense</b>	<b>287,121,743</b>	<b>303,760,255</b>	<b>326,054,520</b>	<b>364,999,313</b>	<b>387,981,652</b>	<b>389,850,032</b>	<b>394,694,050</b>	<b>401,828,414</b>	<b>401,120,790</b>	<b>333,173,569</b>
<b>Business-type Activities</b>										
Golf Course	2,078,325	2,300,914	2,484,609	2,407,548	2,392,530	2,472,748	2,498,663	2,653,355	2,868,095	3,135,064
Storm Water	-	-	-	-	-	-	-	550,414	259,467	725,460
Front Range Airport	-	-	-	-	-	-	-	-	4,272,009	4,063,690
Water and Wastewater	-	-	-	-	-	-	-	-	210,099	180,575
<b>Total business-type activities expense</b>	<b>2,078,325</b>	<b>2,300,914</b>	<b>2,484,609</b>	<b>2,407,548</b>	<b>2,392,530</b>	<b>2,472,748</b>	<b>2,498,663</b>	<b>3,203,769</b>	<b>7,609,670</b>	<b>8,104,789</b>
<b>Total primary government expense</b>	<b>\$ 289,200,068</b>	<b>\$ 306,061,169</b>	<b>\$ 328,539,129</b>	<b>\$ 367,406,861</b>	<b>\$ 390,374,182</b>	<b>\$ 392,322,780</b>	<b>\$ 397,192,713</b>	<b>\$ 405,032,183</b>	<b>\$ 408,730,460</b>	<b>\$ 341,278,358</b>
<b>Program Revenues</b>										
<b>Governmental Activities</b>										
<b>Fines &amp; Charges for Services</b>										
General Government	\$ 16,237,322	\$ 17,156,815	\$ 14,828,419	\$ 16,709,196	\$ 16,171,139	\$ 16,501,360	\$ 17,778,143	\$ 16,918,354	\$ 20,930,542	\$ 20,072,126
Public Safety	4,611,018	4,377,538	5,698,388	5,179,857	5,230,810	5,543,679	5,683,799	6,095,173	4,719,632	4,906,505
Transportation	2,454,320	1,855,448	1,129,707	1,167,755	1,530,828	1,170,586	1,300,403	2,435,131	2,722,053	4,233,336
Culture & Recreation	666,705	609,389	723,522	703,766	817,600	742,717	755,843	724,147	815,522	935,459
Health & Welfare	350	-	-	-	-	-	-	37,586	-	-
Conservation of Natural Resources	60,916	77,080	-	41,453	76,626	69,245	25,524	18,508	52,342	52,068
Economic Opportunity	65,258	75,988	52,149	46,201	-	-	45,301	-	-	-
<b>Total Charges for Services</b>	<b>24,095,889</b>	<b>24,152,258</b>	<b>22,432,185</b>	<b>23,848,228</b>	<b>23,827,003</b>	<b>24,027,587</b>	<b>25,589,013</b>	<b>26,228,899</b>	<b>29,240,091</b>	<b>30,199,494</b>
<b>Operating Grants and Contributions</b>										
General Government	2,189,297	1,873,936	2,116,926	1,056,510	2,558,195	2,114,669	2,582,257	2,173,598	3,197,375	3,282,826
Public Safety	4,669,403	5,137,024	5,427,130	6,852,619	6,364,326	6,354,583	6,503,497	6,589,829	6,616,344	7,128,530
Transportation	8,600,237	7,490,684	6,540,109	7,608,658	7,898,145	7,867,990	8,821,239	8,170,146	8,416,415	8,831,432
Culture & Recreation	-	-	-	-	-	-	-	45,000	-	-
Health & Welfare	107,772,760	106,844,065	115,792,402	144,947,269	167,856,820	173,872,725	172,599,784	172,547,787	168,737,254	87,761,046
Urban Housing & Redevelopment	3,089,239	4,368,235	2,789,881	3,256,287	6,908,889	4,305,932	4,451,511	4,835,219	2,557,871	5,174,319
Conservation of Natural Resources	1,240,378	970,542	636,679	3,535,485	567,395	1,184,090	377,732	739,892	670,555	1,402,682
	4,750,854	5,338,893	5,058,453	8,017,831	8,378,659	5,063,181	6,033,934	6,280,988	5,312,496	5,317,508
<b>Total Operating Grants and Contributions</b>	<b>132,312,168</b>	<b>132,023,379</b>	<b>138,361,580</b>	<b>175,274,659</b>	<b>200,532,429</b>	<b>200,763,170</b>	<b>201,369,954</b>	<b>201,382,459</b>	<b>195,508,310</b>	<b>118,898,343</b>

**Adams County Colorado  
Changes in Net Position  
Last Ten Years**

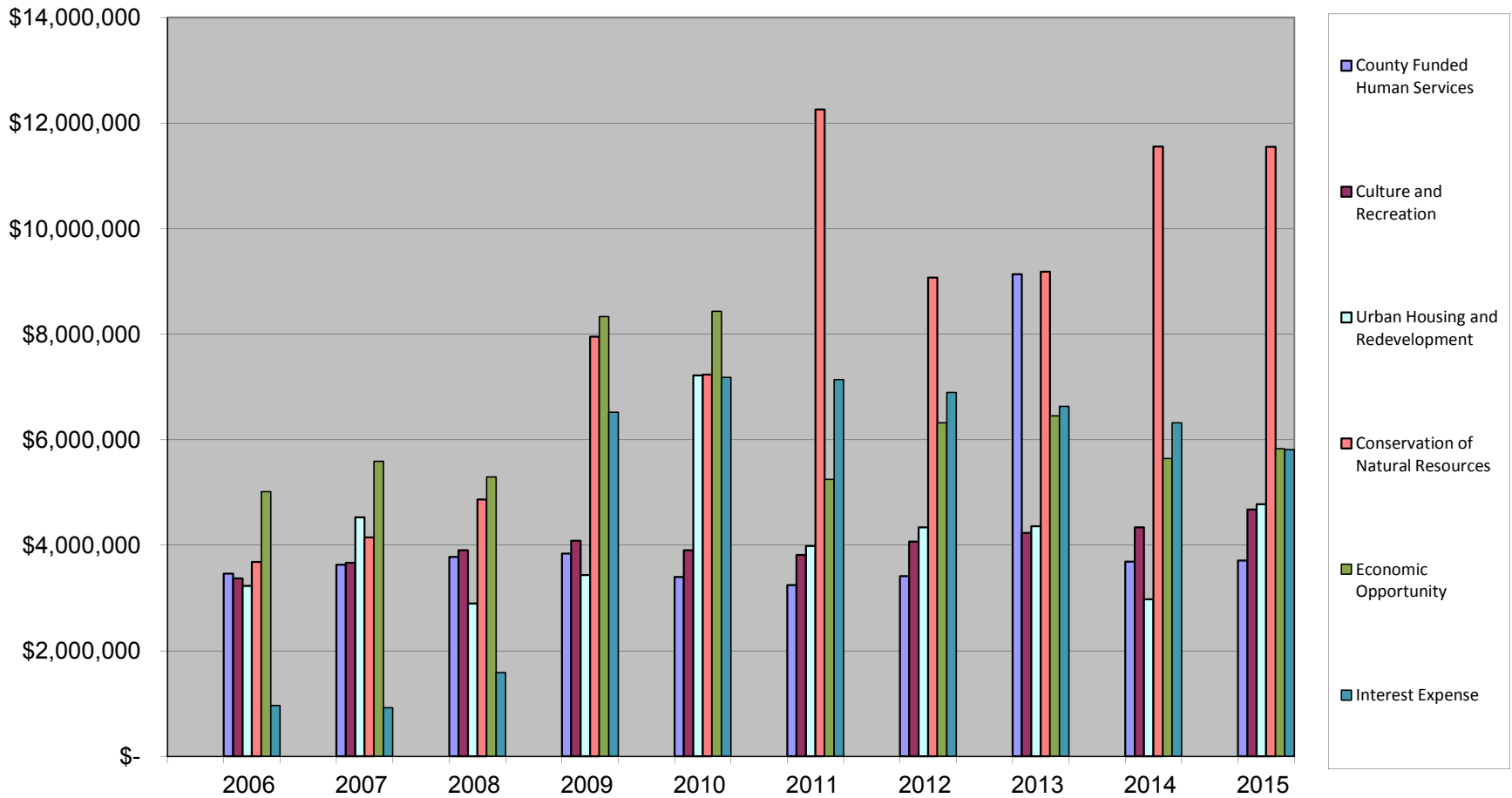
	2006	2007	2008	2009	2010	2011	2012	2013	2014	2015
<b>Capital Grants and Contributions</b>										
General Government	456,758	451,910	53,458	-	241,108	836,512	-	274,727	5,980	80,447
Public Safety	635,634	14,500	-	-	-	52,921	-	-	-	-
Transportation	9,648,528	4,934,395	3,631,678	8,869,245	11,518,693	4,659,639	1,743,430	3,207,537	8,082,282	4,336,375
Health and Welfare	-	-	-	-	53,737	-	-	-	-	-
Urban Housing and Redevelopment	-	-	-	-	-	-	430,099	-	-	-
Conservation of Natural Resources	-	-	625,000	-	849,000	7,494,134	3,495,003	1,609,494	1,276,239	2,084,993
<b>Total Capital Grants and Contributions</b>	<b>10,740,920</b>	<b>5,400,805</b>	<b>4,310,136</b>	<b>8,869,245</b>	<b>12,662,538</b>	<b>13,043,206</b>	<b>5,668,532</b>	<b>5,091,758</b>	<b>9,364,501</b>	<b>6,501,815</b>
<b>Total governmental activities program revenue</b>	<b>167,148,977</b>	<b>161,576,442</b>	<b>165,103,901</b>	<b>207,992,132</b>	<b>237,021,970</b>	<b>237,833,963</b>	<b>232,627,499</b>	<b>232,703,116</b>	<b>234,112,902</b>	<b>155,599,652</b>
<b>Business-type Activities</b>										
Golf Course-Charges for Services	2,731,697	2,688,802	2,902,979	2,848,361	2,820,454	2,823,117	3,035,780	2,814,234	3,597,681	2,987,932
Storm Water- Charges for Services	-	-	-	-	-	-	-	2,030,437	2,234,921	2,327,410
Front Range Airport - Charges for Services	-	-	-	-	-	-	-	-	3,201,258	2,218,431
Water and Wastewater - Charges for Services	-	-	-	-	-	-	-	-	17,881	21,264
Front Range Airport - Capital Grants and Contributions	-	-	-	-	-	-	-	-	3,148,166	15,152
<b>Total business-type activities program revenue</b>	<b>2,731,697</b>	<b>2,688,802</b>	<b>2,902,979</b>	<b>2,848,361</b>	<b>2,820,454</b>	<b>2,823,117</b>	<b>3,035,780</b>	<b>4,844,671</b>	<b>12,199,907</b>	<b>7,570,189</b>
<b>Total primary government program revenue</b>	<b>\$ 169,880,674</b>	<b>\$ 164,265,244</b>	<b>\$ 168,006,880</b>	<b>\$ 210,840,493</b>	<b>\$ 239,842,424</b>	<b>\$ 240,657,080</b>	<b>\$ 235,663,279</b>	<b>\$ 237,547,787</b>	<b>\$ 246,312,809</b>	<b>\$ 163,169,841</b>
<b>Net (Expense)/Revenue</b>										
Governmental Activities	\$ (119,972,766)	\$ (142,183,813)	\$ (160,950,619)	\$ (157,007,181)	\$ (150,959,682)	\$ (152,016,069)	\$ (162,066,551)	\$ (169,125,298)	\$ (167,007,888)	\$ (177,573,917)
Business-type Activities	653,372	387,888	418,370	440,813	427,924	350,369	537,117	1,640,902	4,590,237	(534,600)
<b>Total primary government net (expense)/revenue</b>	<b>\$ (119,319,394)</b>	<b>\$ (141,795,925)</b>	<b>\$ (160,532,249)</b>	<b>\$ (156,566,368)</b>	<b>\$ (150,531,758)</b>	<b>\$ (151,665,700)</b>	<b>\$ (161,529,434)</b>	<b>\$ (167,484,396)</b>	<b>\$ (162,417,651)</b>	<b>\$ (178,108,517)</b>
<b>General Revenues and Other Changes in Net Position</b>										
<b>Governmental Activities</b>										
<b>Taxes</b>										
Property Taxes	\$ 105,568,720	\$ 110,413,882	\$ 119,346,965	\$ 121,842,329	\$ 120,948,144	\$ 120,000,652	\$ 118,469,008	\$ 120,606,411	\$ 123,964,311	\$ 125,418,357
Sales Taxes	27,235,502	30,165,614	30,494,275	27,672,357	29,037,709	30,981,723	34,520,050	37,352,401	41,115,244	44,587,612
Specific Ownership Taxes	10,816,361	10,591,852	10,193,583	9,064,549	8,211,138	7,932,610	8,390,103	9,232,003	10,135,792	11,293,887
Other Taxes	419,199	398,255	419,766	664,877	380,238	415,962	509,974	464,794	765,698	1,152,515
Unrestricted Investment Earnings	10,318,270	12,244,860	8,766,805	4,411,282	3,487,202	3,038,344	2,437,223	(1,628,626)	3,180,819	2,362,975
Gain/Loss on Sale of Capital Assets	-	-	457,605	-	799,263	-	23,347	18,269	-	-
Miscellaneous	4,872,545	4,231,536	5,741,602	5,523,854	5,106,032	4,169,552	6,525,107	5,151,514	4,662,442	4,944,611
Loss on Disposal of Capital Assets	-	(4,214,844)	-	-	-	-	-	-	-	-
Transfers	340,000	340,000	340,000	340,000	340,000	340,000	340,000	340,000	(662,685)	(524,125)
<b>Total Governmental Activities</b>	<b>159,570,597</b>	<b>164,171,155</b>	<b>175,760,601</b>	<b>169,519,248</b>	<b>168,309,726</b>	<b>166,878,843</b>	<b>171,214,812</b>	<b>171,536,766</b>	<b>183,161,621</b>	<b>189,235,832</b>
<b>Business-type Activities</b>										
Unrestricted Investment Earning	119,826	142,468	67,152	10,022	7,375	4,590	8,518	4,977	1,718	1,669
Gain/Loss on Sale of Capital Assets	-	-	-	3,758	-	-	(2,081)	(15,220)	-	-
Miscellaneous	-	-	-	-	-	-	-	-	79,811	23,397
Transfers	(340,000)	(340,000)	(340,000)	(340,000)	(340,000)	(340,000)	(340,000)	(340,000)	662,685	524,125
<b>Total Business-type Activities</b>	<b>(220,174)</b>	<b>(197,532)</b>	<b>(272,848)</b>	<b>(326,220)</b>	<b>(332,625)</b>	<b>(335,410)</b>	<b>(333,563)</b>	<b>(350,243)</b>	<b>744,214</b>	<b>549,191</b>
<b>Total Primary Government General Revenues</b>	<b>\$ 159,350,423</b>	<b>\$ 163,973,623</b>	<b>\$ 175,487,753</b>	<b>\$ 169,193,028</b>	<b>\$ 167,977,101</b>	<b>\$ 166,543,433</b>	<b>\$ 170,881,249</b>	<b>\$ 171,186,523</b>	<b>\$ 183,905,835</b>	<b>\$ 189,785,023</b>
<b>Change in Net Position</b>										
Governmental Activities	\$ 39,597,831	\$ 21,987,342	\$ 14,809,982	\$ 12,512,067	\$ 17,350,044	\$ 14,862,774	\$ 9,148,261	\$ 2,411,468	\$ 16,153,733	\$ 11,661,915
Business-type Activities	433,198	190,356	145,522	114,593	95,299	14,959	203,554	1,290,659	5,334,451	14,591
<b>Total Primary Government</b>	<b>\$ 40,031,029</b>	<b>\$ 22,177,698</b>	<b>\$ 14,955,504</b>	<b>\$ 12,626,660</b>	<b>\$ 17,445,343</b>	<b>\$ 14,877,733</b>	<b>\$ 9,351,815</b>	<b>\$ 3,702,127</b>	<b>\$ 21,488,184</b>	<b>\$ 11,676,506</b>

# Governmental Activities Expense Changes

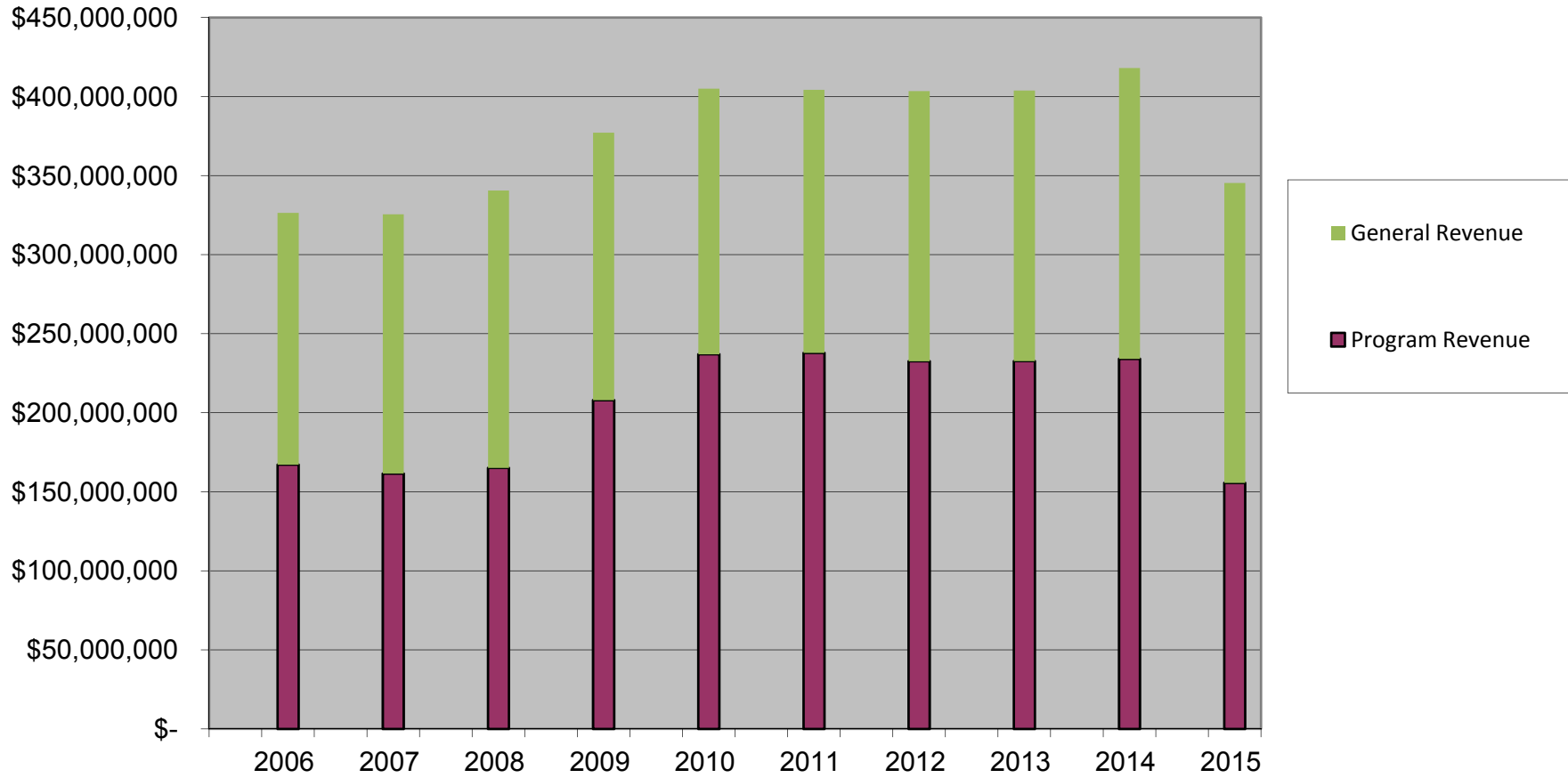




## Governmental Activities Expense Changes



## Changes in Program & General Revenues



**Adams County, Colorado**  
**Fund Balances, Governmental Funds**  
**Last Ten Years**

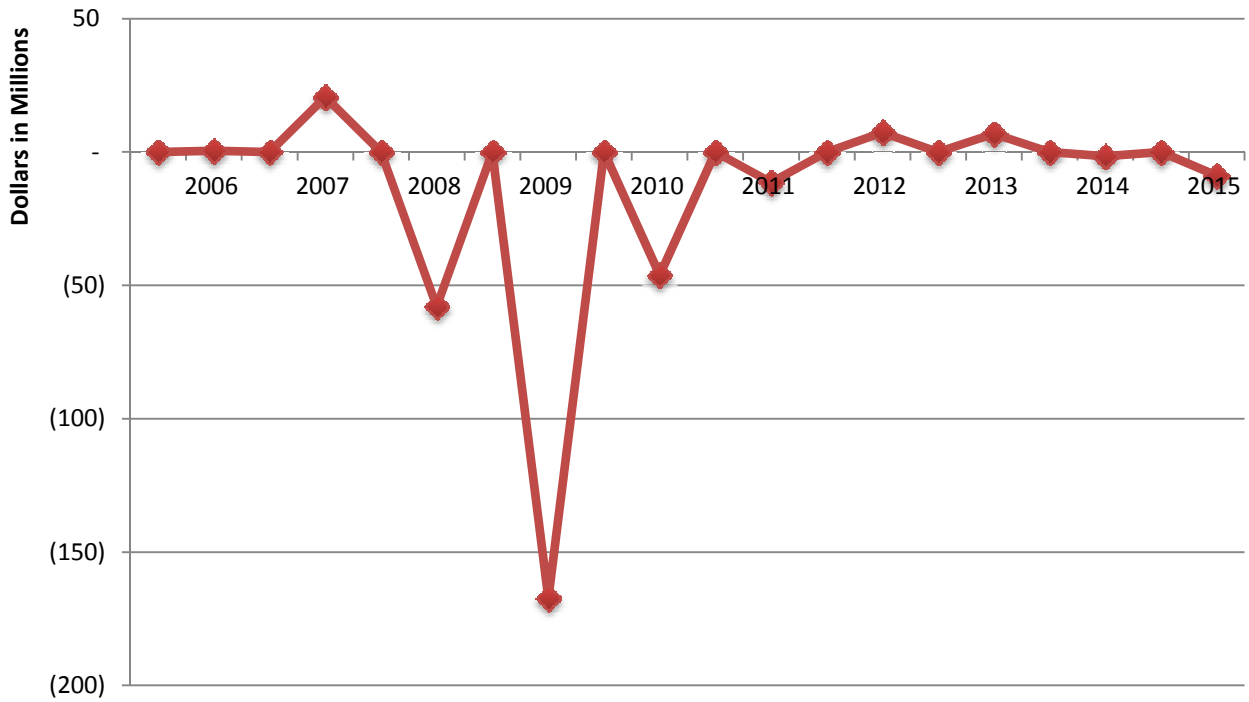
	<u>2006</u>	<u>2007</u>	<u>2008</u>	<u>2009</u>	<u>2010</u>	<u>2011</u>	<u>2012</u>	<u>2013</u>	<u>2014</u>	<u>2015</u>
<b>General Fund</b>										
Restricted	\$ -	\$ -	\$ -	\$ 11,064,500	\$ 11,492,899	\$ 17,249,860	\$ 17,468,266	\$ 17,438,298	\$ 17,603,898	\$ 7,381,338
Committed	-	-	-	-	-	38,548,895	39,850,069	40,001,844	40,052,989	40,917,077
Assigned	-	-	-	-	-	157,389	207,750	196,401	237,565	314,959
Unassigned	82,074,695	95,414,250	95,084,429	93,367,951	93,293,454	62,304,685	60,123,396	54,886,069	56,698,238	58,176,297
Total General fund	<u>\$ 82,074,695</u>	<u>\$ 95,414,250</u>	<u>\$ 95,084,429</u>	<u>\$ 104,432,451</u>	<u>\$ 104,786,353</u>	<u>\$ 118,260,829</u>	<u>\$ 117,649,481</u>	<u>\$ 112,522,612</u>	<u>\$ 114,592,690</u>	<u>\$ 106,789,671</u>
<b>All Other Governmental Funds</b>										
Restricted	\$ 9,222,061	\$ 9,347,219	\$ 9,652,138	\$ 10,790,582	\$ 10,029,217	\$ 33,565,211	\$ 40,154,025	\$ 42,828,854	\$ 53,345,830	\$ 135,349,700
Assigned, reported in:										
Major funds	48,882,681	46,511,712	58,020,296	88,767,680	59,786,012	43,340,053	47,445,944	55,244,331	56,932,702	64,659,884
Special revenue funds	21,532,411	30,629,297	33,473,483	35,855,475	37,418,027	8,622,543	6,261,632	8,883,906	9,202,058	4,326,197
Total all other governmental funds	<u>\$ 79,637,153</u>	<u>\$ 86,488,228</u>	<u>\$ 101,145,917</u>	<u>\$ 135,413,737</u>	<u>\$ 107,233,256</u>	<u>\$ 85,527,807</u>	<u>\$ 93,861,601</u>	<u>\$ 106,957,091</u>	<u>\$ 119,480,590</u>	<u>\$ 204,335,781</u>
Total General & All Other Governmental Funds	<u>\$ 161,711,848</u>	<u>\$ 181,902,478</u>	<u>\$ 196,230,346</u>	<u>\$ 239,846,188</u>	<u>\$ 212,019,609</u>	<u>\$ 203,788,636</u>	<u>\$ 211,511,082</u>	<u>\$ 219,479,703</u>	<u>\$ 234,073,280</u>	<u>\$ 311,125,452</u>

Note: Fund Balance categories changed as of 1/1/2011 pursuant to GASB 54. Data for retroactive categorizing not available.

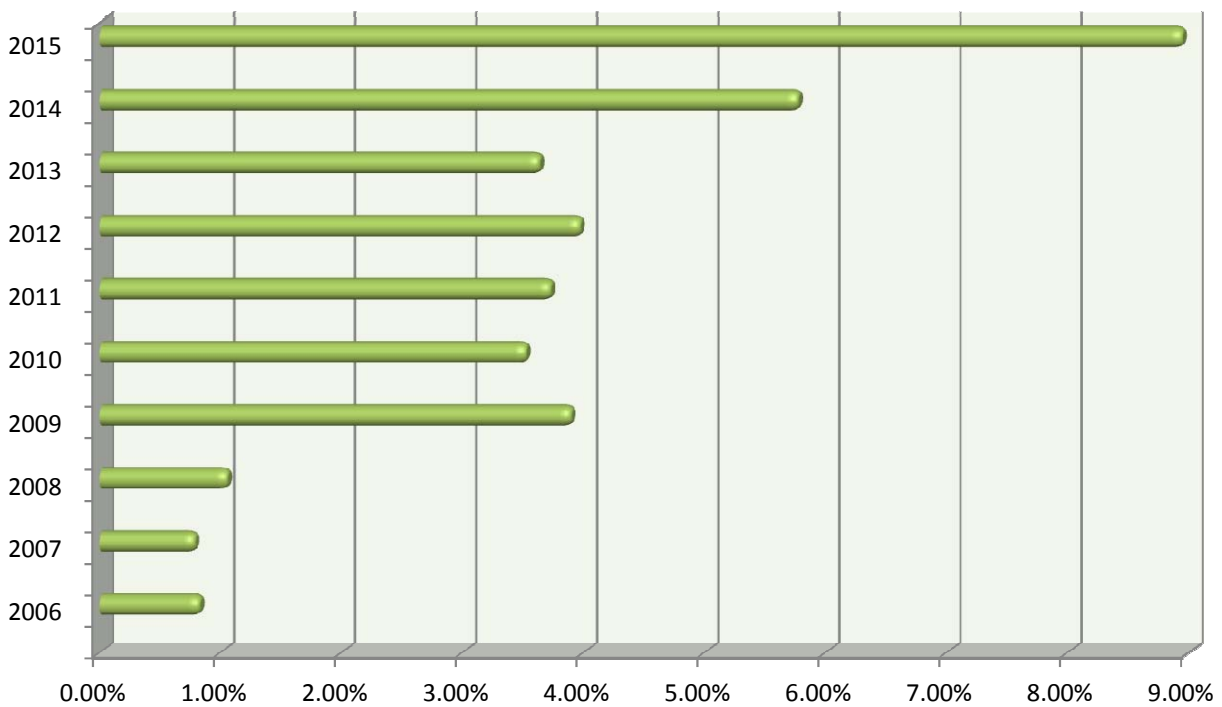
**Adams County, Colorado**  
**Changes in Fund Balances, Governmental Funds**  
**Last Ten Years**

	<u>2006</u>	<u>2007</u>	<u>2008</u>	<u>2009</u>	<u>2010</u>	<u>2011</u>	<u>2012</u>	<u>2013</u>	<u>2014</u>	<u>2015</u>
<b>Revenues:</b>										
Taxes	\$ 144,039,782	\$ 151,569,603	\$ 160,454,589	\$ 159,244,112	\$ 158,577,229	\$ 159,330,946	\$ 161,889,135	\$ 167,655,609	\$ 175,981,045	\$ 182,452,371
Licenses and Permits	1,337,706	1,153,953	680,665	692,531	1,094,570	753,458	777,015	1,412,564	1,771,733	2,751,770
Intergovernmental	132,312,168	132,023,379	138,361,580	185,244,245	208,106,791	207,483,230	202,003,859	202,544,757	197,524,023	120,748,452
Program Income	-	-	-	-	-	1,153,693	193,882	1,541,146	830,432	1,353,519
Charges for Services	22,758,183	22,998,305	21,751,520	22,055,356	22,732,433	23,274,129	24,811,998	24,816,335	27,468,358	27,447,724
Interest Earnings	10,318,270	12,244,860	8,766,805	4,411,282	3,487,202	3,038,344	2,437,223	(1,628,626)	3,180,819	2,362,975
Miscellaneous	4,877,045	4,236,036	6,284,069	6,839,604	5,059,405	4,226,509	6,478,480	5,136,715	4,563,909	4,944,611
<b>Total Revenues</b>	<b>315,643,154</b>	<b>324,226,136</b>	<b>336,299,228</b>	<b>378,487,130</b>	<b>399,057,630</b>	<b>399,260,309</b>	<b>398,591,592</b>	<b>401,478,500</b>	<b>411,320,319</b>	<b>342,061,422</b>
<b>Expenditures:</b>										
General Government	48,377,182	52,229,232	57,516,054	60,022,849	60,012,382	54,911,702	57,605,004	57,464,384	60,830,525	65,277,977
Public Works	33,146,782	36,689,909	35,263,521	24,283,840	27,740,860	25,084,133	25,212,451	33,513,222	30,444,923	33,515,193
Public Safety	56,335,493	59,744,019	66,227,502	70,721,636	66,856,170	65,222,597	66,354,652	67,400,439	70,534,412	71,797,171
County Funded Human Services	3,464,240	3,629,566	3,777,147	3,842,110	3,398,031	3,244,279	3,414,463	3,373,199	3,688,208	3,733,739
Health and Welfare	116,434,773	116,900,553	126,982,887	159,245,854	180,836,695	188,042,147	187,072,779	185,618,415	180,746,821	100,927,240
Culture and Recreation	3,006,940	3,258,609	3,430,407	3,425,260	3,340,087	3,220,777	3,402,746	3,520,402	3,574,241	3,882,084
Economic Opportunity	4,941,304	5,531,616	5,248,977	8,202,896	8,361,926	5,120,135	6,155,373	6,242,538	5,438,626	5,588,800
Urban Housing/Redevelopment	3,218,874	4,517,205	2,884,458	3,425,126	7,212,069	3,973,099	4,333,582	4,350,145	2,960,407	4,785,873
Conservation of Nation Resources	3,633,261	3,989,670	4,839,595	7,872,237	7,153,025	12,119,294	8,780,062	8,987,564	11,353,241	11,363,148
Capital Outlay	40,326,430	14,839,548	84,803,505	190,968,890	67,038,805	35,809,762	13,936,789	10,278,190	20,690,498	20,563,273
Debt Service										
Principal	1,300,000	1,345,000	1,478,061	6,563,211	6,075,143	6,796,777	8,043,300	7,304,914	16,186,819	13,099,231
Interest	968,994	918,526	1,395,000	6,221,600	7,117,260	7,158,834	6,921,292	6,655,097	6,433,949	16,436,594
Issuance Costs	-	-	391,384	1,023,216	119,184	-	-	-	-	-
<b>Total Expenditures</b>	<b>315,154,273</b>	<b>303,593,453</b>	<b>394,238,498</b>	<b>545,818,725</b>	<b>445,261,637</b>	<b>410,703,536</b>	<b>391,232,493</b>	<b>394,708,509</b>	<b>412,882,670</b>	<b>350,970,323</b>
Excess of revenues over (under) expenditures	488,881	20,632,683	(57,939,270)	(167,331,595)	(46,204,007)	(11,443,227)	7,359,099	6,769,991	(1,562,351)	(8,908,901)
<b>Other Financing Sources (Uses)</b>										
Transfers In	12,778,296	5,867,033	8,612,315	23,811,811	12,800,101	15,088,566	15,675,558	17,960,497	13,899,964	13,717,479
Transfers Out	(13,572,943)	(6,283,150)	(9,088,017)	(23,487,507)	(12,460,101)	(14,132,580)	(15,335,558)	(16,780,136)	(14,562,649)	(14,241,604)
Issuance of Debt	-	-	-	-	-	1,999,930	-	-	16,720,000	-
Proceeds Certificates of Participation	-	-	35,000,000	110,645,000	15,500,000	-	-	-	-	163,480,000
Proceeds from Sale of Assets	-	-	35,000,000	105,000,000	2,537,428	-	23,347	18,269	8,613	520,832
Payment to Escrow Agent	-	-	-	(5,581,171)	-	-	-	-	-	(92,739,696)
Premium on Bonds	-	-	-	641,423	-	-	-	-	-	15,224,062
<b>Total other financing sources (uses)</b>	<b>(794,647)</b>	<b>(416,117)</b>	<b>69,524,298</b>	<b>211,029,556</b>	<b>18,377,428</b>	<b>2,955,916</b>	<b>363,347</b>	<b>1,198,630</b>	<b>16,065,928</b>	<b>85,961,073</b>
<b>Net Change in Fund Balances</b>	<b>\$ (305,766)</b>	<b>\$ 20,216,566</b>	<b>\$ 11,585,028</b>	<b>\$ 43,697,961</b>	<b>\$ (27,826,579)</b>	<b>\$ (8,487,311)</b>	<b>\$ 7,722,446</b>	<b>\$ 7,968,621</b>	<b>\$ 14,503,577</b>	<b>\$ 77,052,172</b>
Debt service as a percentage of noncapital expenditures	0.83%	0.78%	1.05%	3.89%	3.52%	3.72%	3.97%	3.63%	5.77%	8.94%

## Revenues Over/Under Expenditures



## Debt as a Percentage of Expenditures



**Adams County, Colorado**  
**Assessed/Actual Value of Taxable Property(1)**  
**Last Ten Years**

<b>Year Ended 12/31</b>	<b>Residential Property</b>	<b>Commercial Property</b>	<b>Industrial Property</b>	<b>Vacant Land</b>	<b>Agricultural Acre Valuation</b>	<b>Natural Resources</b>	<b>State Assessed Property</b>	<b>Tax-Exempt Property</b>	<b>Total Taxable Assessed Value</b>	<b>Total Direct Tax Rate(2)</b>
2006	2,078,292,790	1,253,123,650	189,591,830	191,121,120	18,144,350	68,024,410	301,926,570	552,668,600	4,100,224,720	26.974
2007	2,133,545,890	1,413,864,230	283,101,710	206,593,000	18,542,410	65,225,140	316,986,840	753,675,810	4,437,859,220	26.899
2008	2,173,141,540	1,480,135,780	314,806,400	186,478,600	18,565,270	58,557,700	323,369,960	955,028,920	4,555,055,250	26.809
2009	2,000,551,940	1,568,191,330	342,273,510	164,563,270	18,996,430	88,818,250	346,477,300	969,669,170	4,529,872,030	26.824
2010	2,010,666,990	1,572,491,250	311,982,840	150,930,860	19,222,130	46,346,980	375,729,210	1,063,467,690	4,487,370,260	26.883
2011	1,962,487,880	1,567,274,910	294,197,630	126,806,330	21,378,430	60,736,530	413,097,550	1,278,225,880	4,445,979,260	26.806
2012	1,975,519,290	1,584,428,650	311,321,490	120,063,400	21,515,790	69,716,900	441,560,540	1,289,313,230	4,524,126,060	26.903
2013	1,967,829,680	1,677,906,190	306,265,940	123,696,390	25,047,890	78,886,450	470,236,880	1,308,737,380	4,649,869,420	26.815
2014	1,994,693,510	1,695,185,290	298,835,650	110,728,240	24,933,780	77,575,760	477,030,530	1,312,798,000	5,991,780,760	27.042
2015	2,378,939,110	1,832,942,330	292,361,650	131,655,570	30,881,920	82,366,960	500,315,470	1,352,852,170	5,249,463,010	26.817

(1) The County assesses property frequently; therefore assessed and actual are substantially equal.

(2) Tax rate is per \$1,000 of assessed value

Source: Adams County Assessor's Office

**Adams County, Colorado  
Property Tax Levies and Collections  
Last Ten Years**

Fiscal Year Ended December 31	Taxes Levied for Collection in the Fiscal Year (1)	Current Collections		Collections in Subsequent Years	Total Collections to Date	
		Amount	Percentage of Levy		Total Taxes Collected	Percentage of Levy
2006	106,186,113	105,414,152	99.27%	140,706	105,554,858	99.41%
2007	110,599,462	109,940,545	99.40%	82,852	110,023,397	99.48%
2008	119,373,976	119,152,400	99.81%	147,481	119,299,881	99.94%
2009	122,116,476	121,547,279	99.53%	270,992	121,818,271	99.76%
2010	121,507,945	120,560,734	99.22%	213,814	120,774,548	99.40%
2011	120,633,975	119,783,006	99.29%	172,720	119,955,726	99.44%
2012	119,178,920	118,077,276	99.08%	173,295	118,250,571	99.22%
2013	121,712,563	120,712,476	99.18%	391,104	121,103,580	99.50%
2014	124,702,135	124,005,250	99.44%	171,979	124,177,229	99.58%
2015	126,529,052	125,616,288	99.28%	-	125,616,288	99.28%

(1) Property taxes are collected in the fiscal year following the year levied, for example taxes levied at the end of 2014 in the amount of \$126,529,052 will be collected in 2015.

Source: Adams County Assessor, Adams County Treasurer

Note: The information in this schedule relates to the County's own property tax levies, and does not include those it collects on behalf of other governments.

**Adams County, Colorado  
Principal Property Tax Payers (1)  
Current Year and Nine Years Ago**

Taxpayer	2015			2006		
	Taxable Assessed Value	Rank	Percentage of Total County Taxable Assessed Value	Taxable Assessed Value	Rank	Percentage of Total County Taxable Assessed Value
Xcel Energy Co (Public Service Co)	\$ 137,494,720	1	2.62%	104,962,840	1	2.56%
Suncor Energy USA Inc.	\$ 131,929,320	2	2.51%	30,515,660	3	0.74%
Public Service Co of Colorado	\$ 75,023,920	3	1.43%	-		0.00%
Qwest Corporation	\$ 67,700,300	4	1.29%	49,441,100	2	1.21%
Colorado Interstate Gas Co.	\$ 57,685,100	5	1.10%	13,492,200	8	0.33%
Vestar Orchard Town Center LLC	\$ 33,366,920	6	0.64%	-		0.00%
Verizon Wireless, LLC(Cellco Prtnrshp)	\$ 27,368,000	7	0.52%	17,261,600	7	0.42%
United Power, Inc	\$ 25,498,000	8	0.49%	-		0.00%
Tri-State Generation	\$ 25,298,610	9	0.48%	20,072,600	5	0.49%
Kerr-McGee Gathering LLC	\$ 21,564,330	10	0.41%	-		0.00%
Blue Spruce Energy				27,869,300	4	0.68%
Avaya, Inc				18,270,000	6	0.45%
AT&T Communications				12,534,800	9	0.31%
Avaya Equipment Leasing				10,526,240	10	0.26%
<b>Total</b>	<b>\$ 602,929,220</b>		<b>11.49%</b>	<b>\$ 304,946,340</b>		<b>7.44%</b>
2015 Total Taxable Property	\$5,249,463,010					
2006 Total Taxable Property	\$4,100,224,720					

(1) Source: Adams County Assessor's Office



**Adams County, Colorado**  
**Direct and Overlapping Property Tax Rates (1)**  
**Last Ten Fiscal Years**

	<b>2006</b>	<b>2007</b>	<b>2008</b>	<b>2009</b>	<b>2010</b>	<b>2011</b>	<b>2012</b>	<b>2013</b>	<b>2014</b>	<b>2015</b>
<b>Adams County</b>	26.974	26.899	26.809	26.824	26.883	26.806	26.903	26.815	27.042	26.817
County General	23.064	22.989	22.899	22.914	22.973	22.896	22.993	22.905	23.132	22.907
Road / Bridge	1.300	1.300	1.300	1.300	1.300	1.300	1.300	1.300	1.300	1.300
Social Services	2.353	2.353	2.353	2.353	2.353	2.353	2.353	2.353	2.353	2.353
Retirement	0.000	0.000	0.000	0.000	0.000	0.000	0.000	0.000	0.000	0.000
Developmentally Disabled	0.257	0.257	0.257	0.257	0.257	0.257	0.257	0.257	0.257	0.257
<b>Cities</b>										
Arvada	4.310	4.310	4.310	4.310	4.310	4.310	4.310	4.310	4.310	4.310
Aurora	10.867	10.701	10.644	10.494	10.595	10.653	10.290	10.290	8.886	8.569
Bennett	11.950	11.950	11.950	11.950	11.950	11.950	11.950	11.950	11.950	11.950
Brighton	6.650	6.650	6.650	6.650	6.650	6.650	6.650	6.650	6.650	6.650
Commerce City	3.280	3.280	3.280	3.280	3.206	3.280	3.269	3.280	3.280	3.280
Federal Heights	0.680	0.680	0.680	0.680	0.680	0.680	0.680	0.680	0.680	0.680
Lochbuie	13.876	13.876	11.624	15.313	17.136	19.240	16.908	18.061	18.167	14.760
Northglenn	11.597	11.597	11.597	11.597	11.597	11.597	11.597	11.597	11.597	11.597
Thornton	10.210	10.210	10.210	10.210	10.210	10.210	10.597	10.210	10.210	10.210
Westminster	3.650	3.650	3.650	3.650	3.650	3.650	3.650	3.650	3.650	3.650
<b>School Districts</b>										
District No 1	37.107	36.454	35.852	40.118	43.605	43.740	43.906	46.794	47.787	45.629
District No 12	67.044	64.595	69.671	70.179	70.359	70.276	70.602	68.605	68.781	66.017
District No 14	47.443	45.279	44.961	44.813	44.908	44.977	44.917	45.080	45.080	45.080
District No 26	30.169	27.432	27.355	27.342	27.319	27.293	27.309	27.221	27.237	27.204
District No 27	45.562	45.264	45.215	45.284	45.703	45.629	45.629	45.629	47.628	49.359
District No 28	45.745	45.530	53.248	53.455	53.919	54.159	63.830	67.323	67.635	66.648
District No 29	34.156	34.246	35.724	33.381	33.258	33.330	33.281	33.399	32.950	32.387
District No 31	50.631	50.631	50.738	49.335	46.458	42.494	41.135	39.952	39.655	38.646
District No 32	33.910	33.603	32.607	32.520	32.305	33.148	31.407	30.726	30.695	32.812
District No 50	54.276	55.601	56.970	59.704	58.722	61.473	59.983	58.451	59.695	56.994
District No RE 3	31.230	30.708	26.196	21.705	22.242	21.786	19.589	16.936	14.140	13.526
District No RE 50	35.853	36.027	35.707	35.382	35.494	35.297	34.174	32.085	32.127	30.746
<b>Library Districts</b>										
Arapahoe Library	4.893	4.814	4.827	4.783	4.869	4.981	4.903	4.861	4.794	5.916
Rangeview Library	3.659	3.504	3.659	3.659	3.659	3.659	3.659	3.659	3.659	3.659
<b>Urban Drainage &amp; Flood Control</b>	0.608	0.568	0.591	0.569	0.576	0.623	0.599	0.608	0.632	0.553
<b>Aims Junior College</b>	6.330	6.308	6.323	6.312	6.360	6.355	6.318	6.302	6.333	6.325
<b>Water, Sewer &amp; Sanitation Districts</b>	0.027 to 60.000	0.028 to 60.000	.029 to 60.000	.030 to 60.000	0.425 to 80.108	.030 to 102.171	0.030 to 99.300	0.000 to 96.110	0.000 to 97.733	0.000 to 90.000
<b>Fire Districts</b>	4.300 to 13.595	4.300 to 21.000	.500 to 54.000	.500 to 21.000	0.500 to 21.000	0.500 to 21.000	0.500 to 21.00	0.500 to 21.000	1.000 to 21.000	0.000 to 17.000
<b>Park and Recreation Districts</b>	2.575 to 10.000	2.589 to 10.000	5.010 to 10.000	5.010 to 10.000	2.589 to 10.000	2.589 to 10.000	2.589 to 10.00	2.589 to 10.00	2.589 to 10.000	2.589 to 10.000
<b>Metro Districts</b>	84.183 to 115.581	3.000 to 65.000	25.000 to 99.000	25.000 to 99.000	31.000 to 99.000	1.000 to 99.000	1.00 to 99.000	2.000 to 99.000	0.000 to 99.000	0.000 to 99.000
<b>Urban Renewal/Improvement Districts</b>	5.000 to 121.061	5.000 to 45.000	5.000 to 45.000	5.000 to 45.000	5.000 to 45.000	5.000 to 45.000	86.807 to 124.793	1.000 to 122.594	92.763 to 110.392	92.449 to 123.414

(1) Source: Adams County Assessor's Office

**Adams County, Colorado**  
**Ratio of Outstanding Debt by Type**  
**December 31, 2015**  
**Last Ten Years**

<u>Fiscal Year</u>	<u>Governmental Activities</u>		<u>Business-Type Activities</u>	<u>Total Primary Government</u>	<u>Per Capita*</u>	<u>Percentage of Personal Income^</u>
	<u>Certificates of Participation</u>	<u>Section 108 Loan</u>	<u>2007 Note Payable</u>			
2006	21,040,000	-	-	-	50.74	0.17%
2007	19,695,000	-	-	-	46.80	0.15%
2008	53,300,000	-	-	-	123.71	0.38%
2009	151,936,789	-	-	-	345.44	1.09%
2010	161,361,646	-	-	-	365.40	1.14%
2011	154,564,869	-	-	-	342.28	1.04%
2012	147,521,569	-	-	-	320.89	0.93%
2013	140,216,655	1,000,000	-	-	299.82	0.85%
2014	133,132,555	9,000,000	596,879	142,729,434	304.20	N/A
2015	196,015,605	2,800,000	403,770	199,219,375	414.42	N/A

\* Population data from Colorado Division of Local Govt, State Demography Office Numbers 2014.

^Personal Income from table CA30 on BEA.GOV website

**Adams County, Colorado**  
**Computation of Direct, Overlapping and Underlying Long-Term Debt**  
**December 31, 2015**

GOVERNMENTAL UNIT	Long-Term Debt	Percent Applicable to County	County's Share of Debt
<b>Direct:</b>			
Adams County	\$ -	-	\$ -
<b>Overlapping:</b>			
City of Aurora	-	19.72%	-
Town of Lochbuie	1,570,000	0.58%	9,045
School District No. 12	252,447,527	81.02%	204,534,909
School District No. 27J	119,145,000	92.13%	109,765,385
School District No. 28J	308,927,203	34.10%	105,332,816
School District No. 29J	6,670,000	38.52%	2,568,980
School District No. 31J	9,176,688	75.31%	6,910,742
School District No. 32J	470,000	48.87%	229,671
School District No. RE-3J	34,831,131	0.32%	111,818
School District No. RE-50J	381,519	1.17%	4,477
Bromley Park #2	31,764,047	99.11%	31,479,962
Central Colorado Groundwater Mgmt	14,638,525	14.00%	2,049,899
Central Colorado Waster Conservation	27,885,000	14.00%	3,903,571
Central Colorado Well Augmentation	14,196,539	14.00%	1,987,396
North Metro Fire Bond (FKA FD1B)	38,535,000	20.52%	7,907,019
North Metro Fire Rescue District	38,535,000	20.52%	7,907,019
Adams County Fire Protection Dist	3,654,048	99.05%	3,619,508
Sable-Altura Fire Protection District	4,445,000	57.55%	2,558,174
Aurora URA Fitzsimons	-	50.20%	-
Sand Creek Metropolitan	63,945,000	76.79%	49,101,932
<b>Underlying:</b>			
School District No. 1	32,962,274	100.00%	32,962,274
School District No. 14	72,152,778	100.00%	72,152,778
School District 50	76,090,000	100.00%	76,090,000
Aberdeen Metro No. 1	7,870,000	100.00%	7,870,000
Aberdeen Metro No. 2	2,090,000	100.00%	2,090,000
Acc Metropolitan District	1,568,459	100.00%	1,568,459
Adams East Metropolitan District	4,288,750	100.00%	4,288,750
Airways Business Center Metro District	1,845,000	100.00%	1,845,000
Amber Creek Metro District	498,642	100.00%	498,642
Aspen Hills Metropolitan District	1,065,000	100.00%	1,065,000
Aurora Single Tree Metropolitan District	8,065,000	100.00%	8,065,000
Belle Creek Metro #1	3,910,000	100.00%	3,910,000
Bennett Park & Rec	1,635,000	100.00%	1,635,000
BNC Metropolitan District No. 1	7,108,786	100.00%	7,108,786
BNC Metropolitan District No. 2	4,986,931	100.00%	4,986,931
Bradburn Metro No. 2	7,050,068	100.00%	7,050,068
Bradburn Metro No. 3	4,818,410	100.00%	4,818,410
Bramming Farm Metro No. 1	4,050,000	100.00%	4,050,000
Brighton Crossing No. 4	15,275,000	100.00%	15,275,000
Bromley Park No. 3	18,431,678	100.00%	18,431,678
Bromley Park No. 5	2,760,000	100.00%	2,760,000
Bromley Park No. 6	4,160,000	100.00%	4,160,000
Buffalo Highlands Metro District	5,625,286	100.00%	5,625,286
Buffalo Ridge	18,614,487	100.00%	18,614,487
Buffalo Run Mesa Metropolitan District	-	100.00%	-
City of Thornton 136th Ave GID	2,420,000	100.00%	2,420,000
Clear Creek Metro Dist No. 2	3,991,502	100.00%	3,991,502
Colorado International Center Metro Dist 3	2,777,000	100.00%	2,777,000

Continued on Next Page

<b>GOVERNMENTAL UNIT</b>	<b>Long-Term Debt</b>	<b>Percent Applicable to County</b>	<b>County's Share of Debt</b>
Commerce City Northern Infrastructure GID	82,170,000	100.00%	82,170,000
Colorado Science Tech Metro #1	19,000,000	100.00%	19,000,000
Country Club Highlands Metro District	2,102,872	100.00%	2,102,872
Country Club Village 1	2,845,000	100.00%	2,845,000
Cundall Farms Metro	6,835,000	100.00%	6,835,000
Eagle Creek Metropolitan District	3,030,000	100.00%	3,030,000
Eagle Shadow Metropolitan Dist. No. 1	9,915,000	100.00%	9,915,000
Eastpark 70 Metro District	5,762,004	100.00%	5,762,004
Fallbrook Metropolitan District	6,055,000	100.00%	6,055,000
Fronterra Village Metropolitan District	11,355,000	100.00%	11,355,000
Fronterra Village Metropolitan District No. 2	8,065,000	100.00%	8,065,000
Greatrock North Water & Sanitation District	5,230,000	100.00%	5,230,000
Hazeltine Heights Water & Sanitation	311,760	100.00%	311,760
Heritage Todd Creek Metro District	36,862,175	100.00%	36,862,175
Highpoint Metropolitan District	1,585,000	100.00%	1,585,000
Highpoint Park Metro District	1,585,000	100.00%	1,585,000
Himalaya Water & Sanitation	4,385,000	100.00%	4,385,000
Horse Creek Metropolitan District	1,396,000	100.00%	1,396,000
Huntington Trails Metropolitan	6,265,000	100.00%	6,265,000
Hi-Land Acres Water & San Bond	-	100.00%	-
Hyland Hills Park & Recreation	8,375,000	100.00%	8,375,000
Lakeview Estates Water	748,593	100.00%	748,593
Lambertson Lakes Metropolitan District	5,850,000	100.00%	5,850,000
Laredo Metropolitan District	4,565,000	100.00%	4,565,000
Larkridge Metro District No. 1	10,725,000	100.00%	10,725,000
Larkridge Metro District No. 2	3,920,000	100.00%	3,920,000
Lewis Pointe Metro District	7,775,000	100.00%	7,775,000
Marshall Lake Metropolitan District	2,415,000	100.00%	2,415,000
North Range Metropolitan District No. 1	26,705,000	100.00%	26,705,000
North Range Metropolitan District No. 2	25,235,000	100.00%	25,235,000
North Range Village Metro District	7,520,000	100.00%	7,520,000
Northern Commerce Metro Dist	-	100.00%	-
Northern Metropolitan Bond	432,094	100.00%	432,094
Park 70 Metropolitan District	9,031,759	100.00%	9,031,759
PLA Metro District	1,180,000	100.00%	1,180,000
Potomac Farms Metropolitan District	5,435,000	100.00%	5,435,000
Prairie Center Metro No. 3	-	100.00%	-
PV Water & Sanitation Metro District	35,878,254	100.00%	35,878,254
Rangeview Library District	44,557,219	100.00%	44,557,219
Riverdale Dunes Metropolitan Dist. No. 1	2,385,000	100.00%	2,385,000
Riverdale Peaks No. 2	3,065,000	100.00%	3,065,000
River Oaks Metropolitan District	3,855,000	100.00%	3,855,000
Talon Pointe Metropolitan District	8,000,000	100.00%	8,000,000
Todd Creek Farms Metropolitan Dist. No. 2	710,000	100.00%	710,000
Tower Metro District	13,145,000	100.00%	13,145,000
	<u>\$ 2,106,758,191</u>		<u>\$ 1,356,288,479</u>

Source: Adams County Finance Department

Note: Overlapping Debt percentage is calculated using Adams County Total Assessed Value divided by the District's Total Assessed Value as provided by the District.

**Adams County, Colorado**  
**Legal Debt Margin Information**  
**Last Ten Years**

	2006	2007	2008	2009	2010	2011	2012	2013	2014	2015
Actual Property Value (1)										
Assessed Property Value (2)	\$ 4,652,893,320	\$ 5,191,535,030	\$ 5,510,084,170	\$ 5,499,491,100	\$ 5,550,837,950	\$ 5,724,205,140	\$ 5,813,439,290	\$ 5,959,199,230	\$ 5,991,780,760	\$ 6,602,315,180
Statutory Debt Limit 3%	139,586,800	155,746,051	165,302,525	164,984,733	166,525,139	171,726,154	174,403,179	178,775,977	179,753,423	198,069,455
Debt Applicable to Limit										
General Obligation Bonds	-	-	-	-	-	-	-	-	-	-
Other Applicable Debt	-	-	-	-	-	-	-	-	-	-
Net Debt Applicable to Limits	-	-	-	-	-	-	-	-	-	-
Legal Debt Margin (3)	\$ 139,586,800	\$ 155,746,051	\$ 165,302,525	\$ 164,984,733	\$ 166,525,139	\$ 171,726,154	\$ 174,403,179	\$ 178,775,977	\$ 179,753,423	\$ 198,069,455
Total Debt as percentage of debt limit	0%	0%	0%	0%	0%	0%	0%	0%	0%	0%

(1) The County assesses property frequently; therefore assessed and actual are substantially equal.

(2) Difference between assessed property value to compute Legal Debt Margin in this schedule and the assessed/actual value of taxable property in the schedule on page 108 is in the Tax Exempt Property.

(3) For years beginning 2003 debt limits are calculated using the 2002 revised Section 30-26-301, which states a County shall not have debt in excess of 3% of the actual value of the taxable property as determined by the Assessor.

**Adams County, Colorado**  
**Demographic and Economic Statistics**  
**Last Ten Years**

<b>Fiscal Year</b>	<b>Population (1)</b>	<b>Per Capita Personal Income (2)</b>	<b>Annual Total Personal Income (2)</b>	<b>Median Age (3)</b>	<b>Public School Enrollment (4)</b>	<b>Unemployment Rate (2)</b>
2006	414,652	29,598	12,272,985,000	32.10	74,157	5.0%
2007	420,833	30,351	12,772,840,000	32.30	75,780	4.8%
2008	430,836	32,588	13,999,767,000	32.10	79,253	5.5%
2009	439,836	31,727	13,991,470,000	32.80	79,477	8.6%
2010	441,603	31,849	14,130,401,000	32.40	81,838	10.2%
2011	451,576	33,061	14,925,051,000	32.10	85,951	9.5%
2012	459,730	34,695	15,945,588,000	33.00	88,011	8.9%
2013	467,666	35,334	16,578,475,000	32.40	88,949	6.5%
2014	469,193	35,385	17,010,005,000	33.70	101,222	4.4%
2015	480,718	Not available	Not available	34.00	88,583	3.6%

(1) Source: State Demography Office, Colorado Division of Local Government.  
Population is adjusted as forecasts and estimates change

(2) Source: Bureau of Economic Analysis, US Bureau of Labor Statistics

(3) Source: Colorado Department of Local Affairs

(4) Source: US Census Bureau

**Adams County, Colorado  
Principal Employers  
2015 and 2006**

Employer	2015			2006		
	Employees	Rank	Percentage of Total County Employment	Employees	Rank	Percentage of Total County Employment
University of Colorado Hospital	5860	1	3.31%	3500	1	1.70%
Children's Hospital	5740	2	3.24%	3000	3	1.46%
United Parcel Service	2420	3	1.37%	3500	1	1.70%
Sturgeon Electric	1570	4	0.89%			
Centura St Anthony Hospital North	890	5	0.50%			
HealthOne: North Suburban Medical Center	880	6	0.50%	630	9	0.31%
Steven Roberts Original Desserts	770	7	0.43%			
Shamrock Foods	720	8	0.41%	650	7	0.32%
McKesson	680	9	0.38%			
Platte Valley Medical Center	670	10	0.38%			
Avaya Communications				1000	5	0.49%
Wagner Equipment				630	9	0.31%
EchoStar				1400	4	0.68%
St Anthony Hospital North				625	10	0.30%
Western Distributing				750	6	0.36%
T-Mobile				650	7	0.32%
Total	20,200		11.41%	16,335		7.95%
Total County Employment	177,088			205,530		

Sources: Adams County Economic Development (Employer Data)  
Colorado Department of Labor & Employment (Total employed in Adams County)

Does not include governmental entity employers.

**Adams County, Colorado**  
**Capital Asset Statistics by Function/Program**  
**Last Ten Fiscal Years**

<b><u>Function/Program</u></b>	<b><u>2006</u></b>	<b><u>2007</u></b>	<b><u>2008</u></b>	<b><u>2009</u></b>	<b><u>2010</u></b>	<b><u>2011</u></b>	<b><u>2012</u></b>	<b><u>2013</u></b>	<b><u>2014</u></b>	<b><u>2015</u></b>
<b>General Government</b>										
Square Footage of Buildings	190,482	190,482	190,482	190,482	190,482	448,668	448,668	488,668	488,668	557,985
Number of Vehicles (Including Motor Pool)	85	87	88	92	90	77	83	119	160	172
<b>Public Safety</b>										
Square Footage of Detention Center	342,107	342,107	342,107	342,107	342,107	342,107	342,107	342,107	342,107	342,107
Square Footage of Justice Center	202,268	202,268	202,268	304,768	304,768	304,768	304,768	304,768	304,768	304,768
Square Footage of Other Buildings	186,468	168,360	168,360	174,360	174,360	174,360	174,360	174,360	174,360	253,760
Number of Vehicles	164	169	172	173	171	160	187	181	163	191
<b>Public Works</b>										
Miles of Roads and Streets Maintained	1,159	1,162	1,165	1,144	1,144	1,144	1,144	1,139	1,138	1,167
Number of Traffic Signals Maintained	25	29	0	30	36	36	43	43	40	38
Number of Vehicles	65	65	62	58	84	77	72	71	60	68
<b>Culture &amp; Recreation</b>										
Acres of Parks	1,200	1,200	1,200	1,200	2,497	2,497	1,213	1,213	1,213	2,774
Miles of Trails	20	22	23	30	38	38	38	39	39	32
Number of Vehicles	0	0	0	0	0	0	7	9	6	12
<b>Health and Welfare</b>										
Square Footage of Buildings	134,798	134,798	134,798	134,798	134,798	134,798	134,798	134,798	454,798	444,798
Number of Vehicles	0	0	0	0	0	0	27	26	23	24
<b>Conservation of Natural Resources</b>										
Acres of Open Space Land	1,157	1,157	1,301	1,226	3,098	3,098	2,164	1,905	1,905	3,122
Acres of Conservation Easements	385	406	2,063	2,338	5,255	5,274	5,423	5,312	5,312	5,387
Number of Vehicles	0	0	0	0	0	0	9	7	6	8

Source: Various Adams County Departments

Note: Ten years of comparable data is not available.

Note: All Functions did not have vehicles assigned until 2013.



**Adams County, Colorado**  
**Full-time Equivalent County Employees by Function**  
**Last Ten Years**  
**Full-time Equivalent Employees as of December 31**

<b>Program/Function</b>	<b>2006</b>	<b>2007</b>	<b>2008</b>	<b>2009</b>	<b>2010</b>	<b>2011</b>	<b>2012</b>	<b>2013</b>	<b>2014</b>	<b>2015</b>
<b>General Government</b>	367.50	393.5	412.75	418.00	406.25	408.75	395.75	442.00	466.25	502.25
<b>Public Safety</b>	496.25	518.00	545.00	563.00	541.25	540.75	495.75	524.25	572.25	580.00
<b>Health &amp; Welfare</b>	431.75	445.75	454.25	486.50	496.25	475.00	483.25	509.50	583.50	613.50
<b>Economic Opportunity</b>	52.00	49.00	47.00	48.50	47.50	47.75	50.00	48.75	52.75	49.75
<b>Culture and Recreation</b>	82.25	24.75	23.00	23.00	24.00	23.00	21.00	21.00	22.00	23.00
<b>Internal Service</b>	18.00	20.00	20.00	19.00	20.00	18.00	18.00	17.75	19.00	17.00
<b>Transportation</b>	89.00	96.00	97.00	102.00	107.00	100.00	81.00	78.00	91.00	83.00
<b>Enterprise</b>	0.00	0.00	0.00	0.00	0.00	0.00	0.00	2.00	22.00	19.50
<b>Urban Housing and Redevelopment</b>	5.00	6.00	4.00	6.00	6.00	6.00	5.00	5.00	4.00	6.00
<b>Conservation of Natural Resources</b>	9.00	8.00	9.00	9.75	11.00	11.00	10.00	10.00	12.00	11.00
<b>Total FTE Employees</b>	<b>1550.75</b>	<b>1561.00</b>	<b>1612.00</b>	<b>1675.75</b>	<b>1659.25</b>	<b>1630.25</b>	<b>1559.75</b>	<b>1658.25</b>	<b>1844.75</b>	<b>1905.00</b>

Source: Adams County Human Resources Department

This page is intentionally left blank



## GOALS

### PROSPERITY

Provide opportunity for economic growth, while respecting Adams County's important natural resources

### CUSTOMER SERVICE

Provide prompt, courteous, high-quality, and cost-effective services, while continuously striving to improve our service delivery

### COMMUNITY

Work to build effective relationships within the community to assist in the pursuit of a high quality life

**INDEPENDENT AUDITORS' REPORT ON INTERNAL CONTROL OVER  
FINANCIAL REPORTING AND ON COMPLIANCE AND OTHER MATTERS  
BASED ON AN AUDIT OF FINANCIAL STATEMENTS PERFORMED IN  
ACCORDANCE WITH *GOVERNMENT AUDITING STANDARDS***

Board of County Commissioners  
Adams County, Colorado

We have audited, in accordance with the auditing standards generally accepted in the United States of America and the standards applicable to financial audits contained in *Government Auditing Standards* issued by the Comptroller General of the United States, the financial statements of the governmental activities, the business-type activities, each major fund, and the aggregate remaining fund information of Adams County, Colorado (the County), as of and for the year ended December 31, 2015, and the related notes to the financial statements, which collectively comprise the County's basic financial statements, and have issued our report thereon dated June 16, 2016.

**Internal Control over Financial Reporting**

In planning and performing our audit of the financial statements, we considered the County's internal control over financial reporting (internal control) to determine the audit procedures that are appropriate in the circumstances for the purpose of expressing our opinions on the financial statements, but not for the purpose of expressing an opinion on the effectiveness of the County's internal control. Accordingly, we do not express an opinion on the effectiveness of the County's internal control.

*A deficiency in internal control* exists when the design or operation of a control does not allow management or employees, in the normal course of performing their assigned functions, to prevent, or detect and correct, misstatements on a timely basis. *A material weakness* is a deficiency, or a combination of deficiencies, in internal control, such that there is a reasonable possibility that a material misstatement of the entity's financial statements will not be prevented, or detected and corrected on a timely basis. *A significant deficiency* is a deficiency, or a combination of deficiencies, in internal control that is less severe than a material weakness, yet important enough to merit attention by those charged with governance.

Our consideration of internal control was for the limited purpose described in the first paragraph of this section and was not designed to identify all deficiencies in internal control that might be material weaknesses or significant deficiencies and therefore, material weaknesses or significant deficiencies may exist that were not identified. We did identify certain deficiencies in internal control described in the accompanying schedule of findings and questioned costs that we consider to be a material weakness. 2015-001.

**Compliance and Other Matters**

As part of obtaining reasonable assurance about whether the County's financial statements are free from material misstatement, we performed tests of its compliance with certain provisions of laws, regulations, contracts, and grant agreements, noncompliance with which could have a direct and material effect on the determination of financial statement amounts. However, providing an opinion on compliance with those provisions was not an objective of our audit, and accordingly, we do not express such an opinion. The results of our tests disclosed no instances of noncompliance or other matters that are required to be reported under *Government Auditing Standards*.

**The County's Response to Findings**

The County's response to the findings identified in our audit is described in the accompanying schedule of findings and questioned costs. The County's response was not subjected to the auditing procedures applied in the audit of the financial statements and, accordingly, we express no opinion on it.

**Purpose of this Report**

The purpose of this report is solely to describe the scope of our testing of internal control and compliance and the result of that testing, and not to provide an opinion on the effectiveness of the entity's internal control or on compliance. This report is an integral part of an audit performed in accordance with *Government Auditing Standards* in considering the entity's internal control and compliance. Accordingly, this communication is not suitable for any other purpose.



**CliftonLarsonAllen LLP**

Greenwood Village, Colorado  
June 16, 2016

**INDEPENDENT AUDITORS' REPORT ON COMPLIANCE FOR EACH MAJOR  
FEDERAL PROGRAM AND REPORT ON INTERNAL CONTROL OVER COMPLIANCE  
REQUIRED BY THE UNIFORM GUIDANCE**

Board of County Commissioners  
Adams County, Colorado

**Report on Compliance for Each Major Federal Program**

We have audited Adams County, Colorado's (the County) compliance with the types of compliance requirements described in the *OMB Compliance Supplement* that could have a direct and material effect on each of the County's major federal programs for the year ended December 31, 2015. The County's major federal programs are identified in the summary of auditors' results section of the accompanying schedule of findings and questioned costs.

***Management's Responsibility***

Management is responsible for compliance with federal statutes, regulations, and the terms and conditions of its federal awards applicable to its federal programs.

***Auditors' Responsibility***

Our responsibility is to express an opinion on compliance for each of the County's major federal programs based on our audit of the types of compliance requirements referred to above. We conducted our audit of compliance in accordance with auditing standards generally accepted in the United States of America; the standards applicable to financial audits contained in *Government Auditing Standards*, issued by the Comptroller General of the United States; and the audit requirements of Title 2 U.S. Code of Federal Regulations Part 200, *Uniform Administrative Requirements, Cost Principles, and Audit Requirements for Federal Awards* (Uniform Guidance). Those standards and the Uniform Guidance require that we plan and perform the audit to obtain reasonable assurance about whether noncompliance with the types of compliance requirements referred to above that could have a direct and material effect on a major federal program occurred. An audit includes examining, on a test basis, evidence about the County's compliance with those requirements and performing such other procedures as we considered necessary in the circumstances.

We believe that our audit provides a reasonable basis for our opinion on compliance for each major federal program. However, our audit does not provide a legal determination of the County's compliance.

***Opinion on Each Major Federal Program***

In our opinion, Adams County, Colorado complied, in all material respects, with the types of compliance requirements referred to above that could have a direct and material effect on each of its major federal programs for the year ended December 31, 2015.

***Other Matters***

The results of our auditing procedures disclosed instances of noncompliance, which are required to be reported in accordance with the Uniform Guidance and which are described in the accompanying schedule of findings and questioned costs as items 2015-002 and 2015-003. Our opinion on each major federal program is not modified with respect to these matters.

The County's response to the noncompliance findings identified in our audit are described in the accompanying schedule of findings and questioned costs. The County's responses were not subjected to the auditing procedures applied in the audit of compliance and, accordingly, we express no opinion on the response.

### **Report on Internal Control Over Compliance**

Management of the County is responsible for establishing and maintaining effective internal control over compliance with the types of compliance requirements referred to above. In planning and performing our audit of compliance, we considered the County's internal control over compliance with the types of requirements that could have a direct and material effect on each major federal program to determine the auditing procedures that are appropriate in the circumstances for the purpose of expressing an opinion on compliance for each major federal program and to test and report on internal control over compliance in accordance with the Uniform Guidance, but not for the purpose of expressing an opinion on the effectiveness of internal control over compliance. Accordingly, we do not express an opinion on the effectiveness of the County's internal control over compliance.

*A deficiency in internal control over compliance* exists when the design or operation of a control over compliance does not allow management or employees, in the normal course of performing their assigned functions, to prevent, or detect and correct, noncompliance with a type of compliance requirement of a federal program on a timely basis. *A material weakness in internal control over compliance* is a deficiency, or combination of deficiencies, in internal control over compliance, such that there is a reasonable possibility that material noncompliance with a type of compliance requirement of a federal program will not be prevented, or detected and corrected, on a timely basis. *A significant deficiency in internal control over compliance* is a deficiency, or a combination of deficiencies, in internal control over compliance with a type of compliance requirement of a federal program that is less severe than a material weakness in internal control over compliance, yet important enough to merit attention by those charged with governance.

Our consideration of internal control over compliance was for the limited purpose described in the first paragraph of this section and was not designed to identify all deficiencies in internal control over compliance that might be material weaknesses or significant deficiencies and therefore, material weaknesses or significant deficiencies may exist that were not identified. We did not identify any deficiencies in internal control over compliance that we consider to be material weaknesses. However, we identified certain deficiencies in internal control over compliance, as described in the accompanying schedule of findings and questioned costs as items 2015-002 and 2015-003, that we consider to be significant deficiencies.

The County's responses to the internal control over compliance findings identified in our audit are described in the accompanying schedule of findings and questioned costs. The County's responses were not subjected to the auditing procedures applied in the audit of compliance and, accordingly, we express no opinion on the responses.

The purpose of this report on internal control over compliance is solely to describe the scope of our testing of internal control over compliance and the results of that testing based on the requirements of the Uniform Guidance. Accordingly, this report is not suitable for any other purpose.



**CliftonLarsonAllen LLP**

Greenwood Village, Colorado  
June 16, 2016

**ADAMS COUNTY, COLORADO**  
**SCHEDULE OF EXPENDITURES OF FEDERAL AWARDS**  
**For the Year Ended December 31, 2015**

Federal Grantor/Pass through Grantor/Program or Cluster Title	Federal CFDA Number	Pass-Through Entity Identifying Number	Passed Through to Subrecipients	Expenditures 12/31/2015
<b>Department of Health and Human Services:</b>				
<i>Passed Through Colorado Department of Human Services:</i>				
IV-E Relative Guardianship Assistance	93.090	-	\$ -	\$ 37,249
<i>Temporary Assistance for Needy Families Cluster</i>				
Temporary Assistance for Needy Families	93.558	-	-	12,103,605
<i>Temporary Assistance for Needy Families Cluster Subtotal</i>				12,103,605
Promoting Safe and Stable Families	93.556	-	-	96,934
Child Support Enforcement	93.563	-	-	2,644,052
Low-Income Home Energy Assistance	93.568	-	-	3,899,306
<i>Child Care &amp; Development Block Grant Cluster</i>				
Child Care & Development Block Grant	93.575	-	-	749,079
Child Care & Development Fund - Mandatory & Matching Funds	93.596	-	-	3,923,512
<i>Child Care &amp; Development Block Grant Cluster Subtotal</i>				4,672,591
Child Welfare Services-State Grants	93.645	-	-	280,901
Foster Care Title IV-E	93.658	-	-	5,981,219
Adoption Assistance	93.659	-	-	1,488,367
Social Services Block Grant	93.667	-	-	757,970
Chafee Foster Care Independence Program	93.674	-	-	131,020
Subtotal:			-	<b>32,093,214</b>
<i>Passed Through Colorado Department of Healthcare Policy &amp; Financing:</i>				
<i>Medicaid Cluster</i>				
Medical Assistance Program	93.778	-	-	3,739,721
<i>Passed Through Colorado Department of State, Office of the Secretary of State</i>				
Help America Vote Act (HAVA)	93.617	-	-	-
<i>Passed Through Colorado Department of Public Health &amp; Environment</i>				
MIECHV	93.505	-	-	75,157
<i>Passed Through Colorado Department of Local Affairs:</i>				
Community Services Block Grant	93.569	L15CSBG01	315,447	474,767
<i>Direct Programs:</i>				
Head Start	93.600	-	-	3,587,940
<b>Total Department of Health &amp; Human Services</b>			<b>315,447</b>	<b>39,970,799</b>
<b>Department of Agriculture:</b>				
<i>Passed Through Colorado Department of Human Services:</i>				
<i>Supplemental Nutrition Assistance Program Cluster</i>				
Food Assistance Fraud/UCE	10.551	-	-	131,937
State Admin Matching Grants for Supplemental Nutrition Program	10.561	-	-	3,214,421
<i>Supplemental Nutrition Assistance Program Cluster Subtotal</i>				3,346,358
<i>Passed Through Colorado Department of Public Health &amp; Environment:</i>				
Child & Adult Care Food Program	10.558	-	-	266,811
<b>Total Department of Agriculture</b>			-	<b>3,613,169</b>



**ADAMS COUNTY, COLORADO**  
**SCHEDULE OF EXPENDITURES OF FEDERAL AWARDS**  
For the Year Ended December 31, 2015

Federal Grantor/Pass through Grantor/Program or Cluster Title	Federal CFDA Number	Pass-Through Entity Identifying Number	Passed Through to Subrecipients	Expenditures 12/31/2015
<b>Department of Labor:</b>				
<i>Passed Through Colorado Dept. of Labor &amp; Employment:</i>				
<i>Workforce Investment Act Cluster</i>				
WIA Adult Program	17.258	-	-	1,460,508
WIA Youth Activities	17.259	-	-	1,101,622
WIA Dislocated Workers	17.278	-	-	756,143
<i>Workforce Investment Act Cluster Subtotal</i>			-	3,318,273
Veterans' Employment Program	17.802	-	-	13,177
Trade Adjustment Assistance	17.245	-	-	9,838
Temp Labor Certification for Foreign Worker's, Housing Inspection Sectors NEG	17.273	-	-	27,013
	17.277	-	-	60,332
<i>Employment Service Cluster</i>				
Employment Service/Wagner Peyser	17.207	-	-	720,649
Disabled Veterans' Outreach Program	17.801	-	-	15,500
Local Veterans' Employment Representative Program	17.804	-	-	3,875
<i>Employment Service Cluster Subtotal</i>			-	740,024
<b>Total Department of Labor</b>			-	<b>4,168,657</b>
<b>Department of Housing and Urban Development:</b>				
<i>Direct Programs:</i>				
Community Development Block Grant/Entitlement Grants	14.218	B14UC08001	2,662,463	3,054,810
Housing Emergency Recovery Act - Neighborhood Stabilization Program	14.218	B11UN080001	31,793	32,645
HUD Section 108	14.248	B08UC080001	10,000,000	10,000,000
Emergency Shelter	14.231	E14UC080001	163,204	166,235
Home Investment Partnerships Program	14.239	M15DC08200	533,348	570,907
Subtotal:			13,390,808	13,824,597
<b>Total Department of Housing &amp; Urban Development</b>			<b>13,390,808</b>	<b>13,824,597</b>
<b>Department of Homeland Security:</b>				
<i>Passed Through Colorado Department of Local Affairs:</i>				
Emergency Management Performance Grants	97.042	-	-	183,215
<i>Passed Through Colorado Department of Public Safety:</i>				
Disaster Grants - Public Assistance	97.036	-	-	222,666
<b>Total Department of Homeland Security</b>			-	<b>405,881</b>

**ADAMS COUNTY, COLORADO**  
**SCHEDULE OF EXPENDITURES OF FEDERAL AWARDS**  
For the Year Ended December 31, 2015

Federal Grantor/Pass through Grantor/Program or Cluster Title	Federal CFDA Number	Pass-Through Entity Identifying Number	Passed Through to Subrecipients	Expenditures 12/31/2015
<b>Department of Justice:</b>				
<i>Direct Programs:</i>				
State Criminal Alien Assistance Program	16.606	-	-	108,613
Congressionally Recommended Awards - FY 08	16.753	-	-	-
Edward Byrne Memorial JAG Program	16.738	-	-	105,644
Subtotal:			-	<u>214,257</u>
<i>Passed Through State Department of Public Safety:</i>				
Crime Victim Assistance	16.575	-	-	98,122
Sexual Assault Response Program	16.590	-	-	24,245
Crime Victim Compenation	16.576	-	-	1,125,000
Juvenile Accountability Block Grants	16.523	-	-	22,500
Subtotal:			-	<u>1,269,867</u>
<b>Total Department of Justice</b>			-	<u><b>1,484,124</b></u>
<b>Department of Transportation:</b>				
<i>Passed Through Colorado Department of Transportation:</i>				
<i>Highway Planning and Construction Cluster</i>				
Federal Highway Administration	20.205	-	-	65,298
RACQ EVSE Grant	20.205	-	-	-
<i>Highway Planning and Construction Cluster Subtotal</i>			-	<u>65,298</u>
Occupant Protection - Click It or Ticket It	20.616	-	-	21,074
Federal Aviation Administration	20.106	-	-	333,165
Subtotal:				<u>419,537</u>
<b>Total Department of Transportation</b>			-	<u><b>419,537</b></u>
<b>Corporation for National and Community Service:</b>				
<i>Passed Through Colorado Child &amp; Parent Foundation</i>				
AmeriCorps	94.006	-	-	24,568
<b>Total Corporation for Federal and National Community Service</b>			-	<u><b>24,568</b></u>
<b>Environmental Protection Agency:</b>				
<i>Direct Program:</i>				
Brownsfields Assessment and Cleanup Cooperative Agreements	66.818	-	-	2,731
<b>Total Environmental Protection Agency</b>			-	<u><b>2,731</b></u>
<b>Department of the Interior Fish and Wildlife Service:</b>				
<i>Direct Program:</i>				
National Wildlife Refuge Fund	15.659	-	-	118,329
<b>Total Department of the Interior Fish and Wildlife Service</b>			-	<u><b>118,329</b></u>
<b>Total Expenditures of Federal Awards</b>			<b>\$ 13,706,255</b>	<u><b>\$ 64,032,392</b></u>

**ADAMS COUNTY, COLORADO**  
**NOTES TO SCHEDULE OF EXPENDITURES OF FEDERAL AWARDS**  
**For the Year Ended December 31, 2015**

**NOTE 1: BASIS OF PRESENTATION**

The accompanying schedule of expenditures of federal awards (the "Schedule") includes the federal award activity of Adams County (the County) under programs of the federal government for the year ended December 31, 2015. The information in this Schedule is presented in accordance with the requirements of 2 CFR Part 200, Uniform Administrative Requirements, Cost Principles, and Audit Requirements for Federal Awards (Uniform Guidance). Because the Schedule presents only a selected portion of the operations of the County, it is not intended to and does not present the financial position, changes in net assets, or cash flows of the County.

**NOTE 2: SUMMARY OF SIGNIFICANT ACCOUNTING POLICIES:**

Expenditures reported on the Schedule are recognized following the cost principles contained in the Uniform Guidance, wherein certain types of expenditures are not allowable or are limited as to reimbursement. Negative amounts shown on the Schedule represent adjustments or credits made in the normal course of business to amounts reported as expenditures in prior years. Amounts reported in the Schedule of Expenditures of Federal Awards are recognized in the modified accrual basis when they become a demand on current available federal resources and eligibility requirements are met, except in the following programs, which are reported in the Schedule of Expenditures of Federal Awards on the cash basis:

SNAP Admin	10.561
Federal Aviation Administration	20.106
RAQC EVSE	20.205
Promoting Safe and Stable Families	93.556
Temporary Assistance for Needy Families	93.558
Child Support Enforcement IV-D Admin	93.563
Low-Income Home Energy Assistance	93.568
CCDF Cluster	93.575, 93.596
Child Welfare Services-State Grants	93.645
Foster Care-Title IV-E	93.658
Adoption Assistance	93.659
Social Services Block Grant	93.667
Chafee Foster Care Independence Program	93.674
Medicaid Cluster	93.778

The County has declined to use the 10-percent de minimis indirect cost rate as allowed under the Uniform Guidance.

**ADAMS COUNTY, COLORADO**  
**NOTES TO SCHEDULE OF EXPENDITURES OF FEDERAL AWARDS**  
**For the Year Ended December 31, 2015**

**NOTE 3: OTHER INFORMATION**

The County participates in the Food Assistance Benefits/EBT program under CFDA 10.551. The County performs some administrative duties on behalf of the State. The State distributes \$81,184,563 in benefits which are not reflected on the Schedule of Expenditure of Federal Awards for the County as the program's compliance requirements are the responsibility of the State.

In 2011, the County entered into a long-term loan guarantee with US Department of Housing and Urban Development under the Section 108 Loan Guarantee Program (CFDA 14.248). The County uses the loan to provide funding to The Globeville Commercial Urban Redevelopment Area (Globeville) for the remediation of existing environmental contamination to restore the property for commercial viability to provide job opportunities in a low-income community. Globeville has entered a loan agreement with the County for this funding. The County has pledged future Community Development Block Grants as security for the guaranteed loan with HUD. The County has been approved for an advance up to \$10 million. As of December 31, 2015, \$10 million has been advanced. Interest is payable quarterly at a variable interest rate equal to the LIBOR rate plus 0.2%. The County's first principal payment to HUD is due beginning August 1, 2016, however a payment of \$1,000,000 was made in 2012, and a payment of \$6,200,000 was made in 2015.

Globeville is responsible for making payments to the County for the principal and interest on the loan. Globeville began making payments to the County in 2014. At this time, the County expects Globeville to pay for 100% of the loan amount plus interest. In the unlikely event that Globeville is unable to pay, the County will be responsible for the repayment of the loan to the US Department of Housing and Urban Development. The total due from Globeville as of December 31, 2015 was \$3,788,514.

**ADAMS COUNTY, COLORADO  
SCHEDULE OF FINDINGS AND QUESTIONED COSTS  
YEAR ENDED DECEMBER 31, 2015**

**Section I – Summary of Auditors’ Results**

**Financial Statements**

1. Type of auditors’ report issued: Unmodified
2. Internal control over financial reporting:
- Material weakness(es) identified?     x     yes            no
  - Significant deficiency(ies) identified?            yes     x     none reported
3. Noncompliance material to financial statements noted?            yes     x     no

**Federal Awards**

1. Internal control over major federal programs:
- Material weakness(es) identified?            yes     x     no
  - Significant deficiency(ies) identified?     x     yes            none reported
2. Type of auditors’ report issued on compliance for major federal programs: Unmodified
3. Any audit findings disclosed that are required to be reported in accordance with 2 CFR 200.516(a)?     x     yes            no

**Identification of Major Federal Programs**

CFDA Number(s)	Name of Federal Program or Cluster
93.778	Medical Assistance Program
93.658	Foster Care Title IV-E
17.258*	WIA/WIOA Adult Program
17.259*	WIA/WIOA Youth Activities
17.278*	WIA/WIOA Dislocated Worker Formula Grants
93.667	Social Services Block Grant
17.207*	Employment Service/Wagner-Peyser Funded Activities
17.801*	Disabled Veterans' Outreach Program (DVOP)
17.804*	Local Veterans' Employment Representative Program
14.248	Community Development Block Grants Section 108 Loan Guarantees
10.551*	Supplemental Nutrition Assistance Program
10.561*	State Administrative Matching Grants for the Supplemental Nutrition Assistance Program
93.563	Child Support Enforcement
*Cluster	

Dollar threshold used to distinguish between Type A and Type B programs: \$     \$1,805,871    

Auditee qualified as low-risk auditee?            yes     x     no

**ADAMS COUNTY, COLORADO  
SCHEDULE OF FINDINGS AND QUESTIONED COSTS  
YEAR ENDED DECEMBER 31, 2015**

---

***Section II – Financial Statement Findings***

---

**2015-001**

Type of Finding:

- Material Weakness in Internal Control over Financial Reporting

**Criteria or specific requirement:** The County should ensure that property tax receivables are properly stated at year-end.

**Condition:** During the current year testing we noted that the County's property tax receivables and related deferred inflows of resources as of year-end were calculated using an incorrect mill levy, instead of the certified amount. Due to this error the County overstated its property tax receivables and related deferred inflows of resources as of December 31, 2015.

**Context:** Property tax receivables and related deferred inflows of resources were overstated by \$1,806,194 as of December 31, 2015.

**Effect:** The County's financial statements were materially misstated due to the error noted. An audit adjustment of \$1,806,194 was recorded by management to properly reflect the property tax receivable and related deferred inflow of resources as of December 31, 2015.

**Cause:** The County's internal controls over financial reporting were inadequate to ensure financial statements were correctly stated as of year-end.

**Recommendation:** We recommend the County continue to consider its internal controls over financial reporting and perform a proper review of all significant accounts to ensure the financial statements are materially correct.

**Views of responsible officials and planned corrective actions:**

**Explanation of disagreement with audit finding:** There is no disagreement with the audit finding.

**Actions planned in response to finding:** The tasks that led to this finding will be revised to ensure that the mill levy is properly calculated, certified and the related property tax receivable is accounted for correctly on an annual basis. The property tax calculation will continue to be prepared by the Budget Office Staff for development of the subsequent year's budget. The DLG 70 form will be prepared by the Finance Director, and the County's General Accounting Manager will review for accuracy. Once the DLG 70 form has been prepared and reviewed, it will be submitted to the County's Budget Office. The Budget Office staff will develop a resolution that includes the mills levied for the County. Budget Staff will also compile the mill levies of all the property taxing entities in the County. The Budget Office Staff will then review the Certification of Tax Levies forms and submittals for reasonableness in mills levied and compare the anticipated property tax revenues those levies anticipate generating. If the amounts do not reasonably match they will contact the preparer of the relevant DLG 70 form. There will be no less than two Budget Staff reviewing the mill levy certifications entered into the database and the Budget Manager will perform the final review and approve.

**ADAMS COUNTY, COLORADO  
SCHEDULE OF FINDINGS AND QUESTIONED COSTS  
YEAR ENDED DECEMBER 31, 2015**

Budget Staff, as part of the year end close, will provide all of the appropriate documentation as back-up for the entry including; the County's DLG 70 Form, the specific page from Certification of Levies and Revenues related to the County's mill levy and the Property Tax Calculation document that shall include an allowance for uncollectable property taxes. Accounting Staff will review for anticipated property tax revenues that reasonably match the back-up documentation provided and book the receivable.

**Responsible Parties:** Benjamin Dahlman and Nancy Duncan

**Planned completion date for corrective action plan:** December 31, 2016

**Plan to monitor completion of corrective action plan:** The Budget Office will create a checklist of items to reasonably review that mills levied generate the anticipated revenue and are entered correctly for all of the property taxing entities on the Certification of Levies and Revenues form. The Finance Department and Budget Office will meet to prepare for the proper review and accounting for the property taxes.

---

***Section III – Findings and Questioned Costs – Major Federal Programs***

---

**2015 – 002**

Federal agency: U.S. Department of Health and Human Services

Federal program title: Medical Assistance Program

CFDA Number: 93.778

Pass-Through Agency: Colorado Department of Human Services

Pass-Through Number(s): ABA-14-02-A; OM-OPSO-2015-0001

Award Period: July 1, 2014 - June 30, 2015; July 1, 2015 – June 30, 2016

Type of Finding:

- Significant Deficiency in Internal Control over Compliance
- Compliance

**Criteria or specific requirement:** As required by the Uniform Guidance: The State Medicaid agency or its designee is required to determine client eligibility in accordance with eligibility requirements defined in the approved State plan. Per the Code of Colorado Regulations: For determinations of initial eligibility and redeterminations of eligibility for Medical Assistance made on or after July 1, 2006, citizenship or nationality and identity status must be verified unless such satisfactory documentary evidence has already been provided as described in 8.100.3.H.4.b. This requirement applies to an individual who declares or who was previously declared that he or she is a citizen or national of the United States.

**Condition:** During our testing of the Medical Assistance Program (Medicaid), we noted that for one participant, the County did not have any proof of citizenship or nationality in the participant file.

**Questioned costs:** None noted

**ADAMS COUNTY, COLORADO  
SCHEDULE OF FINDINGS AND QUESTIONED COSTS  
YEAR ENDED DECEMBER 31, 2015**

**Context:** Of the 40 participant files tested we noted one instance of the County not maintaining proper documentation of participant eligibility. Case notes from the file indicated that the County had received the participant's birth certificate and was properly eligible, however the County was unable to produce the documentation of eligibility.

**Cause:** The County did not have adequate controls over compliance to ensure that proof of eligibility was retained.

**Effect:** The County was not in compliance with the Uniform Guidance requirements over eligibility.

**Repeat Finding:** No

**Recommendation:** We recommend that the County implement controls to ensure all required documentation of participant eligibility is retained for the required timeframe.

**Views of responsible officials and planned corrective actions:**

**Explanation of disagreement with audit finding:** There is no disagreement with the audit finding.

**Actions planned in response to finding:** Adams County will develop a better process to search for and request previously closed case files from the Records department. When clients who were previously active on benefits reapply we will ensure that necessary documentation from the prior case record is scanned into our new electronic case file tool, eDocs.

**Responsible party:** Eric Bettinger

**Planned completion date for corrective action plan:** June 13, 2016

**Plan to monitor completion of corrective action plan:** The Data Operations Manager will be overseeing progress on this action plan to ensure the new process is developed and implemented. He will provide updates to the Division Director.

**2015 – 003**

Federal agency: U.S. Department of Health and Human Services

Federal program title: Medical Assistance Program

CFDA Number: 93.778

Pass-Through Agency: Colorado Department of Human Services

Pass-Through Number(s): ABA-14-02-A; OM-OPSO-2015-0001

Award Period: July 1, 2014 - June 30, 2015; July 1, 2015 – June 30, 2016

Type of Finding:

- Significant Deficiency in Internal Control over Compliance
- Compliance



**ADAMS COUNTY, COLORADO  
SCHEDULE OF FINDINGS AND QUESTIONED COSTS  
YEAR ENDED DECEMBER 31, 2015**

**Criteria or specific requirement:** Under the Uniform Guidance recipients of federal awards are required to maintain internal controls such that compliance with federal requirements is maintained.

**Condition:** During our testing of the Medicaid program we noted that while the County had a control structure in place over eligibility, the control was not effective in correcting errors.

**Questioned costs:** None noted

**Context:** During our testing we noted that the County performs a review of four participant case files per month for each caseworker to ensure proper eligibility determination. During our review of the County's control logs we noted nine cases that were identified as incorrect yet no actions were documented to correct identified errors.

**Cause:** The County did not have adequate controls in place to ensure errors were corrected timely.

**Effect:** The County was not in compliance with the Uniform Guidance requirements over eligibility.

**Repeat Finding:** No

**Recommendation:** We recommend that the County implement controls to ensure that all errors identified during control reviews are properly corrected and documented.

**Views of responsible officials and planned corrective actions:**

**Explanation of disagreement with audit finding:** There is no disagreement with the audit finding.

**Actions planned in response to finding:** Adams County will develop a Case Review program that will have functionality built in to track and monitor corrections to case files with identified errors. Corrections will be made within three business days and supervisors will follow up with staff not meeting this expectation.

**Responsible party:** Amy Anderson

**Planned completion date for corrective action plan:** July 1, 2016

**Plan to monitor completion of corrective action plan:** Updates on the progress of the case review tool will be monitored by management and regular updates will be given related to the status. A timeline is in place to have testing begin during June 2016 with full implementation on July 1, 2016. Any adjustments to the timeline will be communicated to management and the Division Director.

**ADAMS COUNTY, COLORADO  
SCHEDULE OF FINDINGS AND QUESTIONED COSTS  
YEAR ENDED DECEMBER 31, 2015**

---

**Section IV – Prior Year Findings**

---

**2014 – 001**

Federal agency: U.S. Department of Health and Human Services

Federal program title: Temporary Assistance for Needy Families (TANF)

CFDA Number: 93.558

Pass-Through Agency: Colorado Department of Human Services

Pass-Through Number(s): ABA 13-04-A; ABA-14-02-A

Award Period: July 1, 2013 - June 30, 2014; July 1, 2014 – June 30, 2015

Type of Finding:

- Significant Deficiency in Internal Control over Compliance, Noncompliance

**Condition:** During eligibility testing, it was noted that one out of the forty cases selected for testing did not have a signed application.

**Recommendation:** We recommend that the County implement a more thorough review of case management files for the program to ensure all required information is contained in the case file documentation.

**Current Status:** Resolved for the year ending December 31, 2015.

**2014 – 002**

Federal agency: U.S. Department of Health and Human Services

Federal program title: Child Care and Development Block Grant (CCDF)

Child Care and Development Fund – Mandatory and Matching Funds

CFDA Number: 93.575, 93.596

Pass-Through Agency: Colorado Department of Human Services

Pass-Through Number(s): ABA 13-04-A; ABA-14-02-A

Award Period: July 1, 2013 - June 30, 2014; July 1, 2014 – June 30, 2015

Type of Finding:

- Significant Deficiency in Internal Control over Compliance, Noncompliance

**Condition:** During our subrecipient testing, it was noted that the County did not communicate to the only subrecipient that they were a subrecipient of federal funds through notification of the CFDA title and number, therefore the County did not communicate all of the required federal award information.

**Recommendation:** We recommend that the County implement a more thorough process to verify all subrecipient agreements and related documentation contain all required subrecipient language.

**ADAMS COUNTY, COLORADO  
SCHEDULE OF FINDINGS AND QUESTIONED COSTS  
YEAR ENDED DECEMBER 31, 2015**

**Current Status:** Resolved for the year ending December 31, 2015.

**2014 – 003**

Federal agency: U.S. Department of Labor

Federal program title: WIA Adult Program, WIA Youth Activities, WIA Dislocated Workers

CFDA Number: 17.258, 17.259, 17.278

Pass-Through Agency: Colorado Department of Labor and Employment

Pass-Through Number(s): CMS #54592

Award Period: July 1, 2013 - June 30, 2014; July 1, 2014 – June 30, 2015

Type of Finding:

- Material Weakness in Internal Control over Compliance, Noncompliance

**Condition:** During our testing of payroll expenditures, it was noted that the majority of individuals had their time and effort report signed and then approved by a supervisor in the mid to late part of each month. It was discovered that there was not a process to reconcile the second half of the month for the effort reported for thirty-seven employees tested out of forty selections. Time is adjusted if the individual does not work the full time reported for payroll purposes; however, the certification of the employee's time is not obtained to cover the full month worked and thus the individual grant that the employee's time was charged to could be over or under charged based on the employee's actual time and effort.

**Recommendation:** We recommend that the County implement either a quarterly reconciliation process to true up the effort reports or change the timing of the certifications to the end of the month in order to meet the compliance requirements surrounding an after-the-fact certification of time and effort.

**Current Status:** Resolved for the year ending December 31, 2015.

**2014 – 004**

Federal agency: U.S. Department of Labor

Federal program title: Employment Service/Wagner-Peyser Funded Activities, Disabled Veterans' Outreach Program (DVOP), Local Veterans' Employment Representative (LVER) Program

CFDA Number: 17.207, 17.801, 17.804

Pass-Through Agency: Colorado Department of Labor and Employment

Pass-Through Number(s): CMS #54592

Award Period: July 1, 2013 - June 30, 2014; July 1, 2014 – June 30, 2015

Type of Finding:

- Material Weakness in Internal Control over Compliance, Noncompliance

**ADAMS COUNTY, COLORADO  
SCHEDULE OF FINDINGS AND QUESTIONED COSTS  
YEAR ENDED DECEMBER 31, 2015**

**Condition:** During our testing of payroll expenditures, it was noted that the majority of individuals had their time and effort report signed and then approved by a supervisor in the mid to late part of each month. It was discovered that there was not a process to reconcile the second half of the month for the effort reported for thirty-two employees tested out of forty selections. Time is adjusted if the individual does not work the full time reported for payroll purposes; however, the certification of the employee's time is not obtained to cover the full month worked and thus the individual grant that the employee's time was charged to could be over or under charged based on the employee's actual time and effort.

**Recommendation:** We recommend that the County implement either a quarterly reconciliation process to true up the effort reports or change the timing of the certifications to the end of the month in order to meet the compliance requirements surrounding an after-the-fact certification of time and effort.

**Current Status:** Resolved for the year ending December 31, 2015.

**2014 – 005**

Federal agency: U.S. Department of Labor

Federal program title: Employment Service/Wagner-Peyser Funded Activities, Disabled Veterans' Outreach Program (DVOP), Local Veterans' Employment Representative (LVER) Program

CFDA Number: 17.207, 17.801, 17.804

Pass-Through Agency: Colorado Department of Labor and Employment

Pass-Through Number(s): CMS #54592

Award Period: July 1, 2013 - June 30, 2014; July 1, 2014 – June 30, 2015

Type of Finding:

- Significant Deficiency in Internal Control over Compliance, Noncompliance

**Condition:** During our testing of payroll expenditures, one employee tested out of forty selections did not have a time and effort allocation sheet for the time period tested. This employee's employment with the County had been terminated and a final time and effort report had not been obtained.

**Recommendation:** We recommend that the County work with department management and the human resources department to implement the requirement of signing a time and effort certification prior to an employee receiving a final paycheck if the individual is paid with federal funds.

**Current Status:** Resolved for the year ending December 31, 2015.

**ADAMS COUNTY, COLORADO  
SCHEDULE OF FINDINGS AND QUESTIONED COSTS  
YEAR ENDED DECEMBER 31, 2015**

**2014 – 006**

Federal agency: U.S. Department of Health and Human Services

Federal program title: Head Start

CFDA Number: 93.600

Pass-Through Agency: Colorado Department of Human Services

Pass-Through Number(s): ABA 13-04-A; ABA-14-02-A

Award Period: July 1, 2013 - June 30, 2014; July 1, 2014 – June 30, 2015

Type of Finding:

- Significant Deficiency in Internal Control over Compliance, Noncompliance

**Condition:** During matching testing over in-kind contributions, we found that the expenditures that were used to support in-kind contributions were based on an older County Cost Allocation Plan that was dated in 2012, rather than the more current 2014 plan.

**Recommendation:** We recommend that the County implement a more thorough review of matching requirements for the Head Start grant each year and ensure internal controls are functioning properly to monitor this requirement.

**Current Status:** Resolved for the year ending December 31, 2015.

The public report burden for this information collection is estimated to average 380 hours annually.

<b>LOCAL HIGHWAY FINANCE REPORT</b>		City or County: Adams County
		YEAR ENDING : December 2015
This Information From The Records Of (example - City of _ or County of _) County of Adams	Prepared By: Phone:	Laura Garcia 7205236239

**I. DISPOSITION OF HIGHWAY-USER REVENUES AVAILABLE FOR LOCAL GOVERNMENT EXPENDITURE**

ITEM	A. Local Motor-Fuel Taxes	B. Local Motor-Vehicle Taxes	C. Receipts from State Highway-User Taxes	D. Receipts from Federal Highway Administration
1. Total receipts available				
2. Minus amount used for collection expenses				
3. Minus amount used for nonhighway purposes				
4. Minus amount used for mass transit				
5. Remainder used for highway purposes				

**II. RECEIPTS FOR ROAD AND STREET PURPOSES**

**III. DISBURSEMENTS FOR ROAD AND STREET PURPOSES**

ITEM	AMOUNT	ITEM	AMOUNT
<b>A. Receipts from local sources:</b>		<b>A. Local highway disbursements:</b>	
1. Local highway-user taxes		1. Capital outlay (from page 2)	6,802,589
a. Motor Fuel (from Item I.A.5.)		2. Maintenance:	17,058,284
b. Motor Vehicle (from Item I.B.5.)		3. Road and street services:	
c. Total (a.+b.)		a. Traffic control operations	952,535
2. General fund appropriations		b. Snow and ice removal	453,958
3. Other local imposts (from page 2)	30,534,144	c. Other	
4. Miscellaneous local receipts (from page 2)	2,980,282	d. Total (a. through c.)	1,406,493
5. Transfers from toll facilities		4. General administration & miscellaneous	12,458,226
6. Proceeds of sale of bonds and notes:		5. Highway law enforcement and safety	317,917
a. Bonds - Original Issues		6. Total (1 through 5)	38,043,508
b. Bonds - Refunding Issues		<b>B. Debt service on local obligations:</b>	
c. Notes		1. Bonds:	
d. Total (a. + b. + c.)	0	a. Interest	
7. Total (1 through 6)	33,514,426	b. Redemption	
<b>B. Private Contributions</b>	1,132,747	c. Total (a. + b.)	0
<b>C. Receipts from State government (from page 2)</b>	9,323,494	2. Notes:	
<b>D. Receipts from Federal Government (from page 2)</b>	273,524	a. Interest	
<b>E. Total receipts (A.7 + B + C + D)</b>	44,244,191	b. Redemption	
		c. Total (a. + b.)	0
		3. Total (1.c + 2.c)	0
		<b>C. Payments to State for highways</b>	
		<b>D. Payments to toll facilities</b>	
		<b>E. Total disbursements (A.6 + B.3 + C + D)</b>	38,043,508

**IV. LOCAL HIGHWAY DEBT STATUS**

(Show all entries at par)

	Opening Debt	Amount Issued	Redemptions	Closing Debt
<b>A. Bonds (Total)</b>				0
1. Bonds (Refunding Portion)				
<b>B. Notes (Total)</b>				0

**V. LOCAL ROAD AND STREET FUND BALANCE**

	A. Beginning Balance	B. Total Receipts	C. Total Disbursements	D. Ending Balance	E. Reconciliation
	39,724,949	44,244,191	38,043,508	45,925,632	0

**Notes and Comments:**

The beginning balance was changed to equal the sum of the Road & Bridge fund balance and adding the 2014 highway enforcement and safety amount of 469,399 located in the General Fund.

**LOCAL HIGHWAY FINANCE REPORT**

STATE:  
Colorado  
YEAR ENDING (mm/yy):  
December 2015

**II. RECEIPTS FOR ROAD AND STREET PURPOSES - DETAIL**

ITEM	AMOUNT	ITEM	AMOUNT
<b>A.3. Other local imposts:</b>		<b>A.4. Miscellaneous local receipts:</b>	
a. Property Taxes and Assessments	6,027,430.63	a. Interest on investments	2,178.84
b. Other local imposts:		b. Traffic Fines & Penalties	
1. Sales Taxes	11,940,064.73	c. Parking Garage Fees	
2. Infrastructure & Impact Fees	1,084,866.75	d. Parking Meter Fees	
3. Liens		e. Sale of Surplus Property	
4. Licenses	187,895.08	f. Charges for Services	19,922.37
5. Specific Ownership &/or Other	11,293,886.79	g. Other Misc. Receipts	61,747.07
6. Total (1. through 5.)	24,506,713.35	h. Other Insurance/Local Agencies	2,896,434.04
c. Total (a. + b.)	30,534,143.98	i. Total (a. through h.)	2,980,282.32
	(Carry forward to page 1)		(Carry forward to page 1)

ITEM	AMOUNT	ITEM	AMOUNT
<b>C. Receipts from State Government</b>		<b>D. Receipts from Federal Government</b>	
1. Highway-user taxes	8,831,431.82	1. FHWA (from Item I.D.5.)	
2. State general funds		2. Other Federal agencies:	
3. Other State funds:		a. Forest Service	
a. State bond proceeds		b. FEMA	273,524
b. Project Match		c. HUD	
c. Motor Vehicle Registrations	440,885.00	d. Federal Transit Admin	
d. Other (Specify) CDOT	51,177.32	e. U.S. Corps of Engineers	
e. Other (Specify) Fines		f. Other Federal	
f. Total (a. through e.)	492,062.32	g. Total (a. through f.)	273,524
4. Total (1. + 2. + 3.f)	9,323,494.14	3. Total (1. + 2.g)	
			(Carry forward to page 1)

**III. DISBURSEMENTS FOR ROAD AND STREET PURPOSES - DETAIL**

	ON NATIONAL HIGHWAY SYSTEM (a)	OFF NATIONAL HIGHWAY SYSTEM (b)	TOTAL (c)
<b>A.1. Capital outlay:</b>			
a. Right-Of-Way Costs		567,493	567,493
b. Engineering Costs			0
c. Construction:			
(1). New Facilities			0
(2). Capacity Improvements		5,737,810.43	5,737,810.43
(3). System Preservation		497,284.97	497,284.97
(4). System Enhancement & Operation		-	-
(5). Total Construction (1) + (2) + (3) + (4)	0	6,235,095.40	6,235,095.40
d. Total Capital Outlay (Lines 1.a. + 1.b. + 1.c.5)	0	6,802,588.50	6,802,588.50
			(Carry forward to page 1)

Notes and Comments:

#### Photography credits

The photographs that appear in this CAFR were all taken by Adams County residents, as part of a County-sponsored photo contest. We want to thank and recognize the following people for their impressive work:

Tiffany Litzinger, Jason Robb, John Carr, Stephanie Ritland, Chris Viscarra, Uwe Ehlert, Melissa Walker, and Barry Burns.





Adams County Government  
Finance Department  
4<sup>th</sup> Floor, Suite C4000A  
4430 South Adams County Parkway,  
Brighton, CO 80601-8212

For more information:  
Contact Mary Ha, General Accounting Manager  
Office: 720.523.6283  
Fax: 720.523.6058  
Email: [mha@adcogov.org](mailto:mha@adcogov.org)

