

ADAMS COUNTY
Head Start
2022-2023 ANNUAL REPORT



Adams County Head Start

The mission of Adams County Head Start (ACHS) is to provide high-quality, early childhood education for children in partnership with their families and the community. This is accomplished by offering services that provide and build a foundation for children to grow and develop skills for school success by improving the ability of families to be self-sufficient, and promoting the healthy development of children and families.





Program Overview

ACHS is a federally funded, comprehensive preschool program serving children 3-5 years of age and is a division under the ACHS Department. In the 2022-2023 school year, as in the previous year, ACHS provided 224 Head Start slots in the county. Due to staffing shortages, two classrooms were unable to open. This reduced the number of available slots from 256 to 224. This program helped meet the diverse needs of young children and their families throughout the county.

VISION

Every child enrolled in Head Start will enter kindergarten with the competencies necessary to succeed in school, and parents/caregivers will be empowered to be their child's most important teacher.


MISSION

To provide high-quality, early childhood education for children in partnership with their families and the community.

PHILOSOPHY

All children are born ready to learn; therefore, the quality of their earliest experiences is critical for future school success.

LONG-TERM GOALS

- 
- **Goal 1:** Enhance staff skill and knowledge specific to their role.
 - **Goal 2:** Connect parents/guardians with services and skill building opportunities that lead to improved financial well-being.



Enrollment

ACHS LOCATIONS, FULL FUNDING

Center	Number of Slots	Program Options	Communities Served
Brighton HS	48	FD and 1020 sessions	Brighton
Creekside HS	32	1020 sessions	Federal Heights, Northglenn, Thornton
Little Star HS	32	FD and 1020 sessions	Federal Heights, Westminster
Northglenn HS	48	FD and 1020 sessions	Northglenn, Thornton, Westminster
Rainbow HS	48	FD and 1020 sessions	Federal Heights, Unincorporated Adams County, Westminster
Sunshine HS	48	FD and 1020 sessions	Commerce City
Total	256		

FD= Full-Day Sessions (Monday – Thursday)

1020= Full-Day Sessions (Monday – Friday)

ACHS LOCATIONS, WITH CLOSED CLASSROOMS

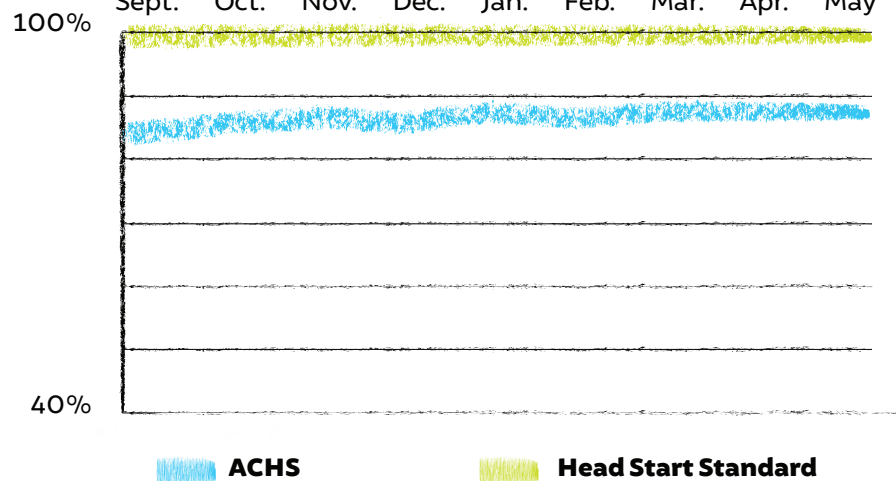
Center	Number of Slots	Program Options	Communities Served
Brighton HS	48	FD and 1020 sessions	Brighton
Creekside HS	32	1020 sessions	Federal Heights, Northglenn, Thornton
Little Star HS	16	1020 sessions	Federal Heights, Westminster
Northglenn HS	48	FD and 1020 sessions	Northglenn, Thornton, Westminster
Rainbow HS	48	FD and 1020 sessions	Federal Heights, Unincorporated Adams County, Westminster
Sunshine HS	32	FD and 1020 sessions	Commerce City
Total	224		

FD= Full-Day Sessions (Monday – Thursday)

1020= Full-Day Sessions (Monday – Friday)

2022-2023 Average Monthly Child Enrollment

Sept. Oct. Nov. Dec. Jan. Feb. Mar. Apr. May



Due to a staff shortage, two classrooms were closed and impacted full enrollment where 32 slots could not be filled in 2022-2023. Head Start's monthly enrollment goal is 100%.

ACHS 2021-2022 FAMILY INFORMATION

- 245 Head Start accumulative enrollment.
- Two over-income children were enrolled.
- 237 families served.
- 16 families with income between 100% and 130% of the Federal Poverty Guideline were enrolled.
- 40.1% of families served were two-parent families, and 59.9% were single-parent families.
- 68.8% of ACHS-enrolled families had at least one employed parent/guardian.
- 2.5% of ACHS-enrolled families had at least one parent/guardian in job training or school.
- 24.3% of families had less than a high school diploma.
- 45.3% of families had a high school diploma or GED.
- 30.4% of families had an advanced degree, vocational school, or some college.
- Approximately 222 families were referred to community resources, with the top three resources offered to ACHS families were supporting transitions between programs (i.e. EHS to HS, HS to Kindergarten), assistance in enrolling in job training or education, and oral healthcare.

Demographics of Enrolled Children

Based on the Adams County data currently available, it is roughly estimated that ACHS serves between 5% and 8% of eligible preschool children within Adams County based on an approximation of children aged 0-5 years old who are at or below the poverty level.

[Early Childhood Partnership of Adams County \(2019\). ECC Shared Measurements Report. Scan QR code below for complete report.](#)



Wellness

In 2022–2023, ACHS was able to conduct regular required screenings (anemia, hearing, lead, speech/language, and vision) as well as continue a successful partnership with Salud Dental Clinic to provide dental clinics twice a year at each of the ACHS center locations to all enrolled preschool children.

The Health Team lead and anemia screenings improved dramatically, 23% and 18%, respectively. Dramatic improvements were seen due to strengthening partnerships with key medical homes.

Health Metrics

At the End of the 2022–2023 School Year*

Completed Lead Screening	98%	240
Completed Annual Anemia Screening	89%	220
Completed Annual Physical Exam	85.7%	210
Completed a Professional Dental Exam	94.7%	232
Maintained a Current Schedule of Preventive and Primary Health Care (EPSDT)–Hearing & Vision	95.9%	235
Current State–Mandated Immunizations	98%	240
Maintains Health Insurance Coverage	96.3%	236
Maintains a Dental Home	99.6%	244
Maintains a Medical Home	100%	245

**These metrics represent all children enrolled at any time during the year, or "actually enrolled." These numbers include both children who dropped out of the program as well as children who stayed in the program.*

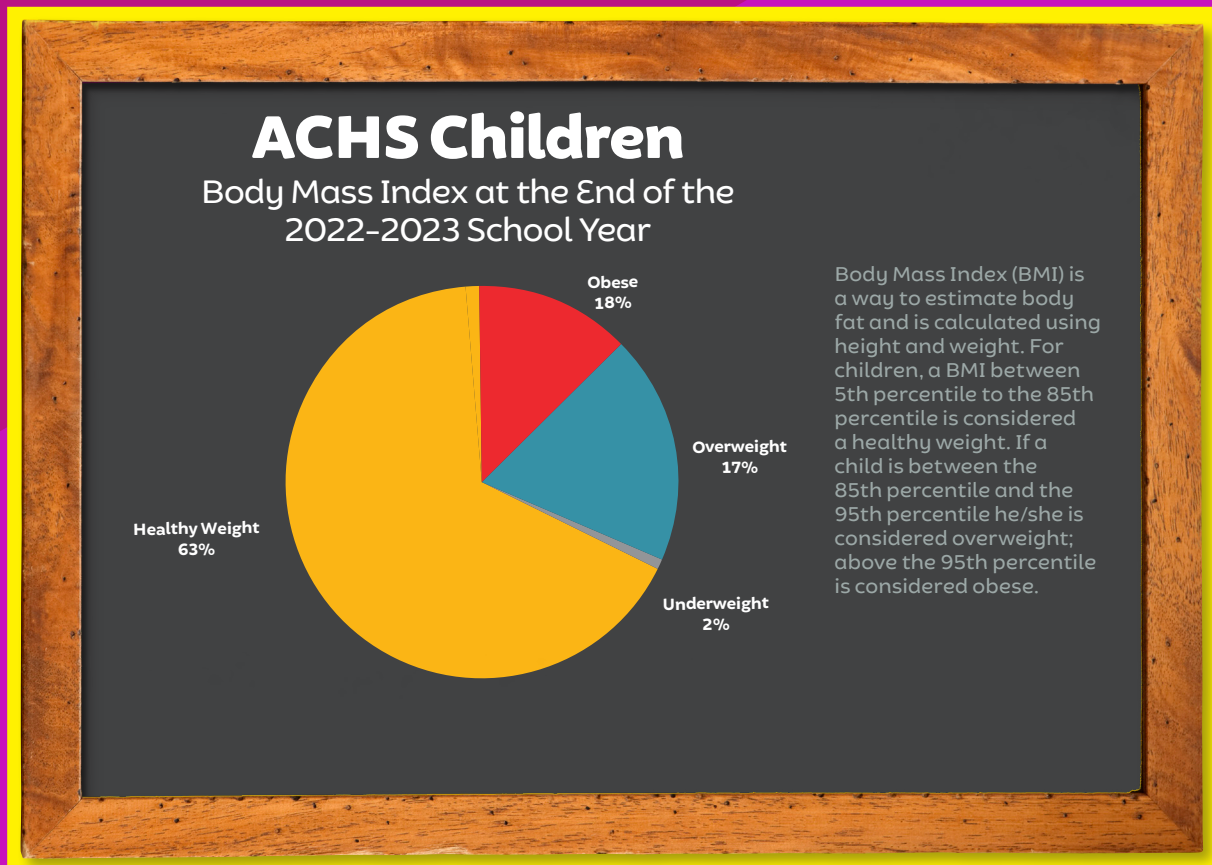
Wellness

In 2022–2023, 35% of enrolled Head Start children were greater than the 85th percentile for weight/height (BMI). This percentage has increased 7% from last school year. Rationale for this increase is thought to be residual impact of pandemic behaviors and time required to normalize to more healthy eating behaviors and regular exercise patterns.

ACHS continues to partner with the Culture of Wellness Program (COWP) where healthy eating habits and increased physical activity remain

part of a regular curriculum offered monthly to all enrolled children. Additionally, ACHS continues to focus on a neutral eating principle to ensure preschool-aged children develop healthy eating behaviors and a positive relationship with food that will remain into their adult years.

Based on implementation of a neutral eating philosophy, continued staff and parent coaching from a registered dietitian, and partnership with COWP, we hope to see some stabilization in BMI data next school year.



Preparing for School Success

ACHS' focus is to prepare children for Kindergarten and their school success. ACHS provides a high-quality, full-day preschool experience utilizing and implementing research-based curriculum elements. The curriculum elements cover all developmental areas to prepare children for kindergarten. A social emotional curriculum is implemented to support children's social emotional skill and focuses on problem solving, self-monitoring emotions, anger management, and how to make friends.



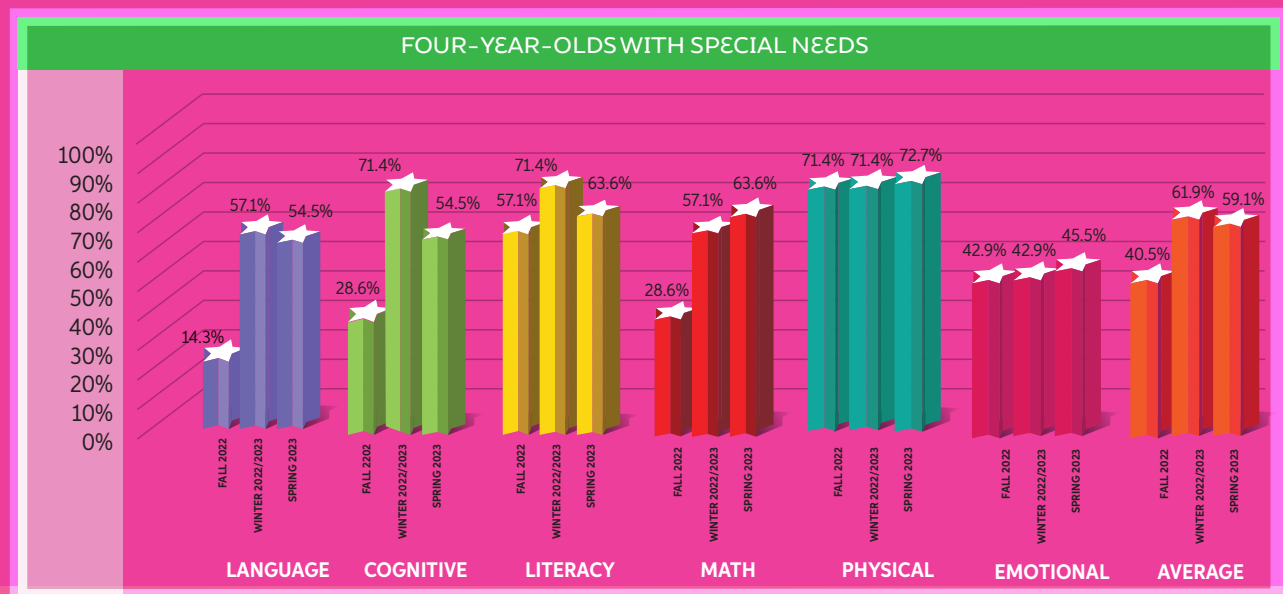
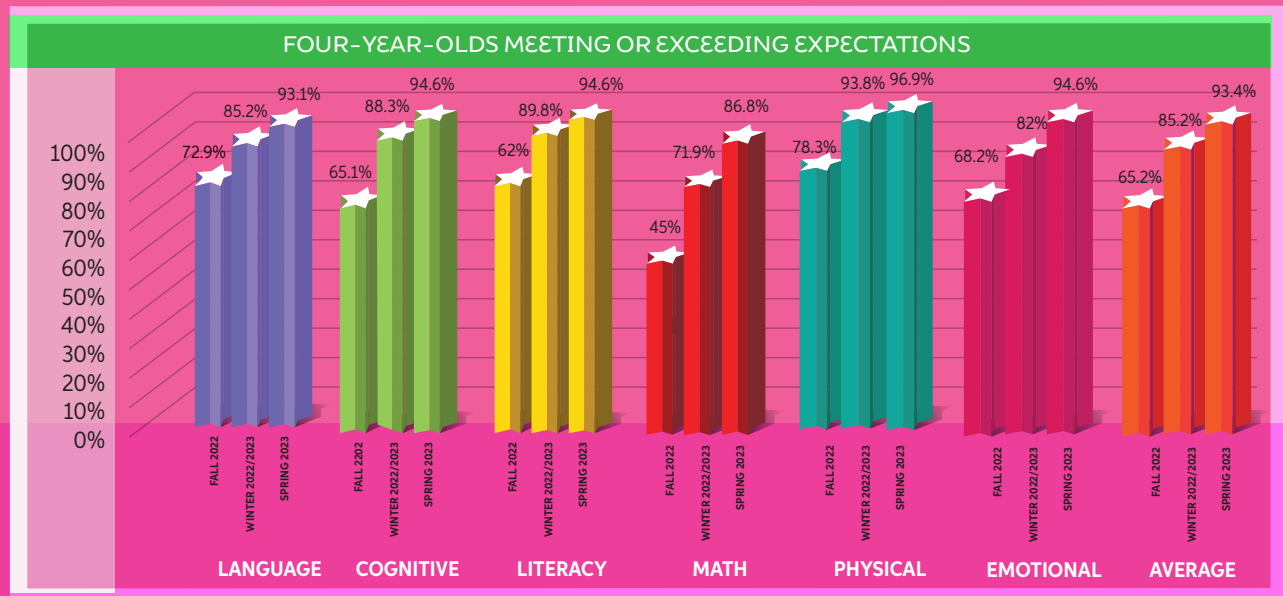
Another program effort that supports school readiness is partnering with the families to establish goals for their children for preschool or kindergarten readiness. Parents are encouraged to engage in their child's development as they are their child's first teacher. Each month, children are given a literacy book. A total of 2,409 books were given to children during the school year.

Teaching Strategies GOLD (TSG) Report

TSG is a formative assessment utilized to monitor children's growth and development and school readiness goals. All children enrolled in Head Start are assessed using TSG and data is collected to drive improvement of classroom instruction.

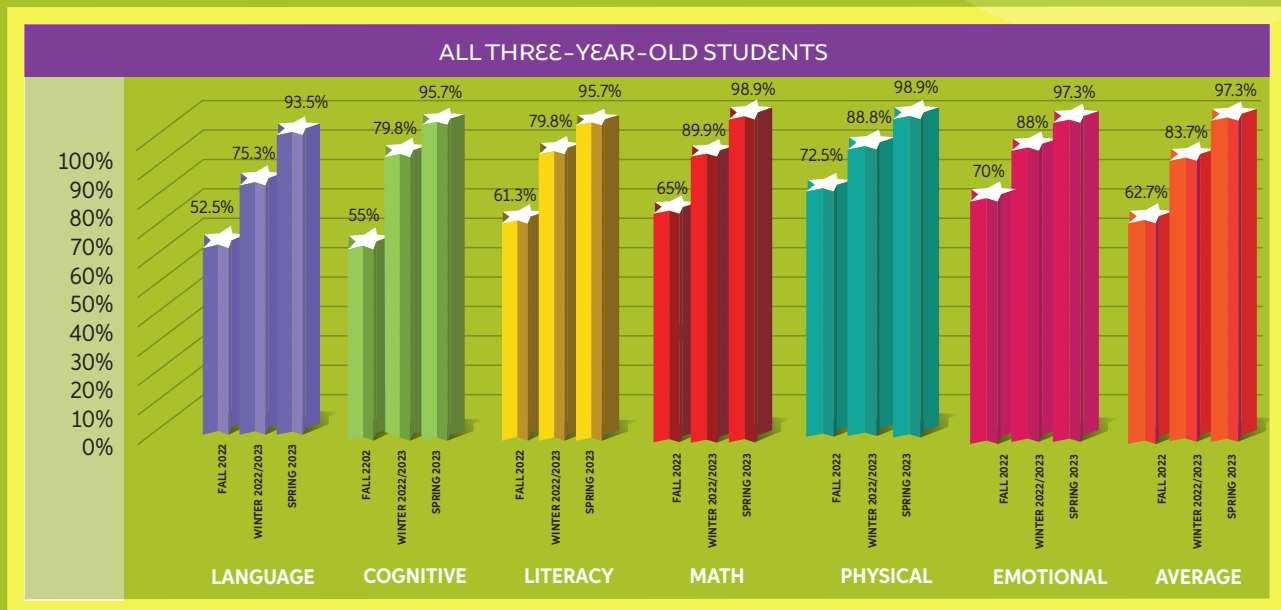
Typically Developing Four-Year-Olds

The first school readiness goal was that 90% of typically developing four-year-olds met or exceeded standards in all developmental areas by spring checkpoint. In spring 2023, typical developing four-year-olds met 90% in language, cognitive, literacy, physical, and social emotional. Math did not meet the 90%.



Development Scores for Three-Year-Olds

ACHS also tracks three-year-old developmental progress. Well over 90% of three-year-olds met or exceeded expectations on the spring 2023 assessment in all developmental areas.



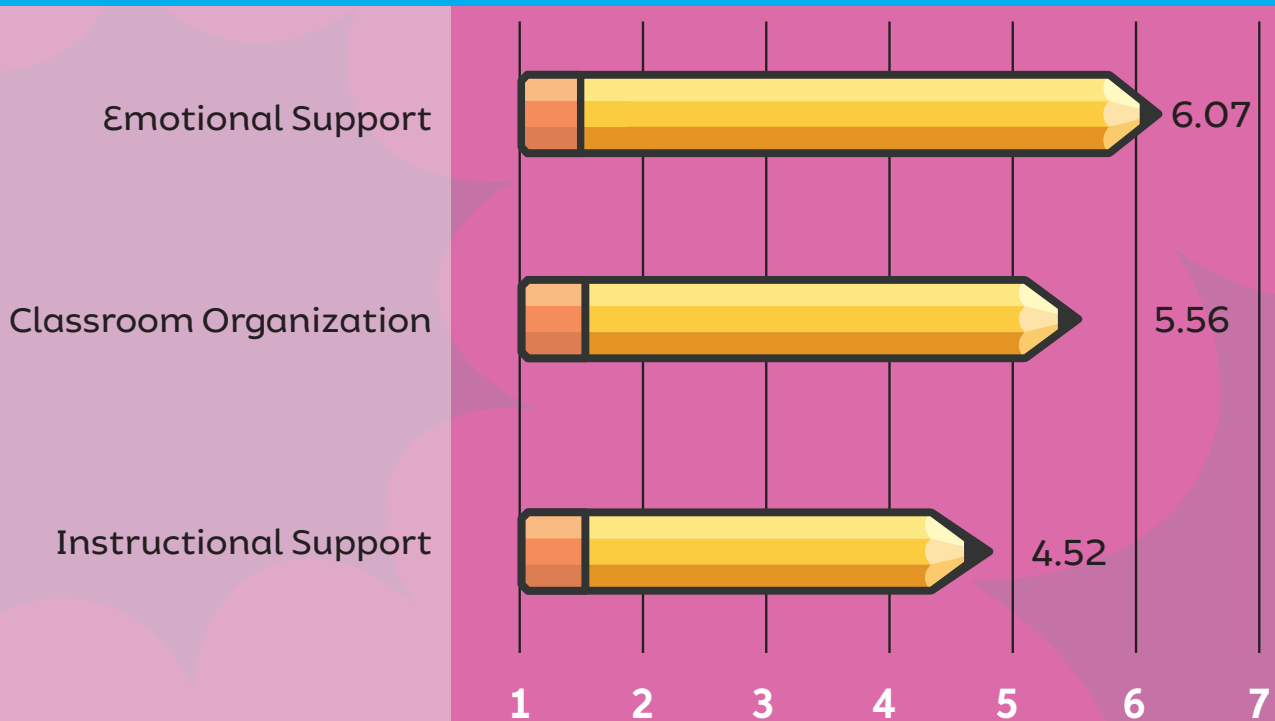
ACHS Class Summary

The Class Assessment Scoring System (CLASS) focuses on interactions in three different domains: emotional support, classroom organization, and instructional support. CLASS focuses on high-quality interactions and creating a shared understanding of quality in a program. It measures the quality of interactions to continue enhancing a system that enables data-driven improvement which supports tailored and individualized professional development for teachers.

The ACHS average scores in Emotional Support increased from 6.07 (fall) to 6.36 (spring), both above the national average of 6.03. The school year's average scores in classroom organization increased slightly from 5.56 (fall) to 5.59 (spring), below the national average of 5.78. Lastly, the average score in instructional support had a slight increase from 4.52 (fall) to 4.54 (spring), both above the national average of 2.94.

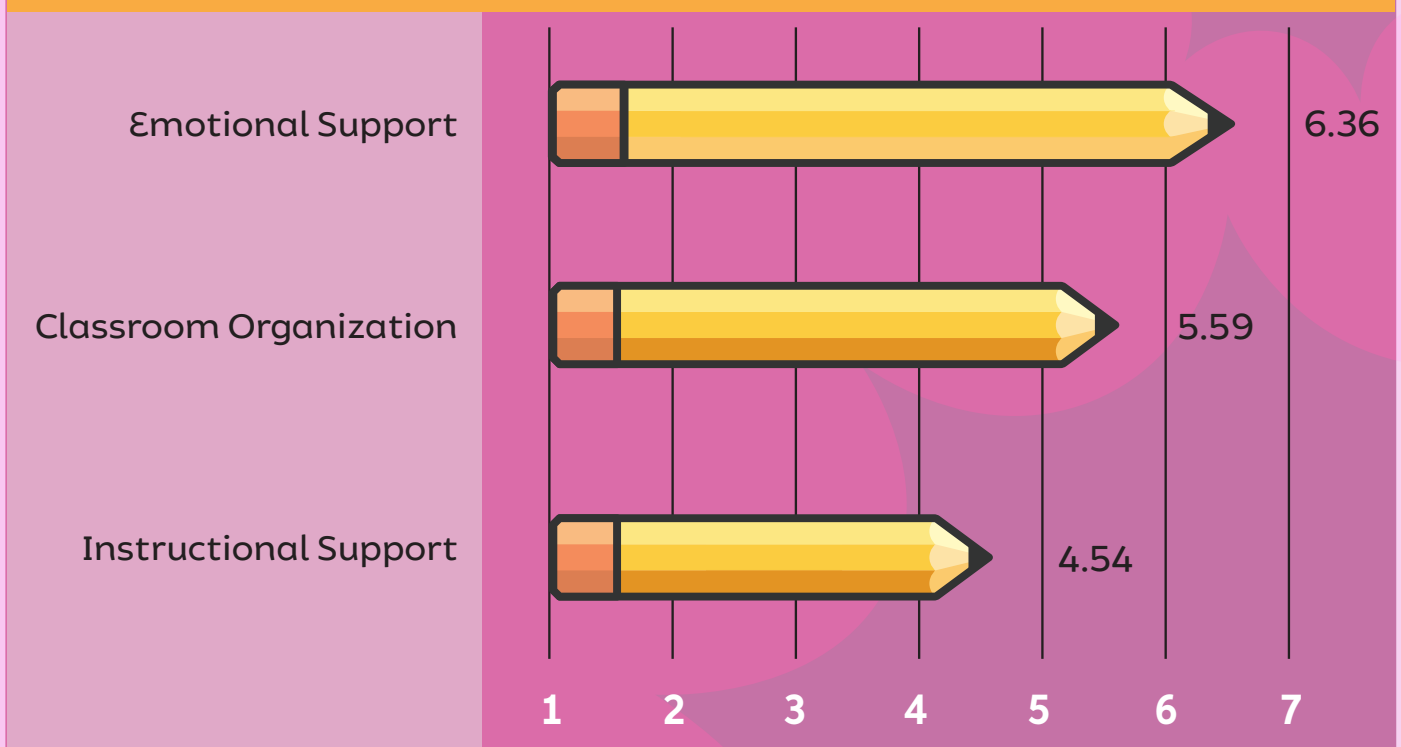


ACHS Fall Average

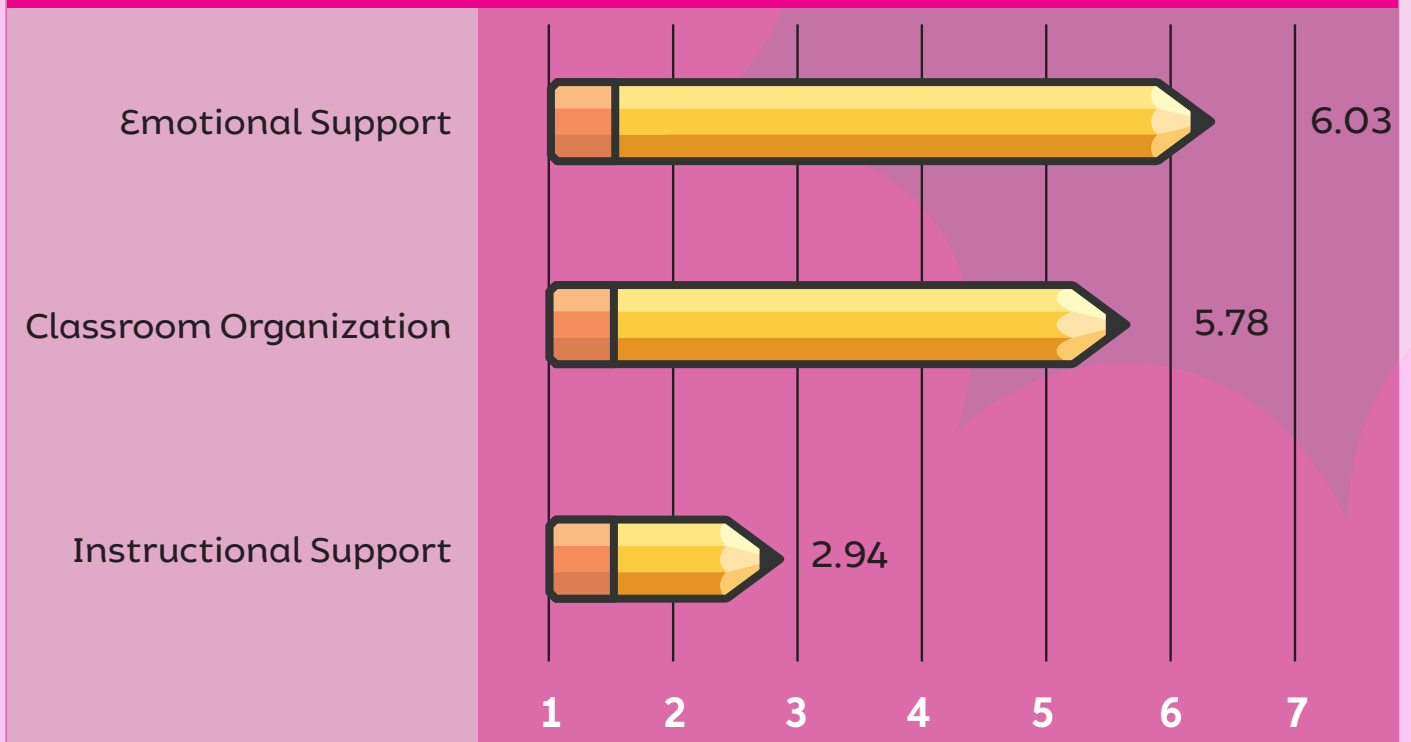




ACHS Spring Average



National Head Start Average



Parent Engagement

Parents are included in all aspects of our program. Teachers complete two home visits a year to learn the goals parents have for their child and encourage them to be as involved as they can. Parents support the program in different ways, such as serving on the Head Start Policy Council. In this role, they

participate in program decision-making, program self-assessment, hiring and termination of staff, and strategic planning for the program. In addition, parents who volunteer in the classroom serve on the parent committee and plan program events.

THERE ARE OTHER OPPORTUNITIES FOR PARENTS TO BE INVOLVED:

- *Incredible Years Parent Group*
- *Classroom Orientation/Open House*
- *Parent Café*
- *Policy Council*
- *Home Visits*
- *Parent Surveys*
- *Parent/Teacher Conferences*
- *Classroom Volunteering*
- *Cultural Literacy Festival Event*
- *Health Advisory Meetings*
- *Collaboration Meetings*
- *Parent/Guardian Days*
- *Motheread/Fatheread*
- *Parent Wellness Workshop*
- *Special Education Workshop*

Financials

Monitoring Review and Financial Audits

Independent auditors reviewed the Head Start program as part of the county audit process, per the Single Audit Act. There were no audit findings.

Federal Review

The program completed year three of the five-year grant cycle.

Revenue and Expenses

Head Start 2022-2023 Revenue - \$6,669,988

	2022-23 Projected	2022-23 Actual	2023-24 Projected
Health and Human Services Grants (HHS)	\$4,774,530	\$5,111,623	\$5,111,623
HHS COVID	\$42,365	\$66,198	-
HHS Relief Grant	\$152,213	\$223,384	-
Colorado Preschool Program (CPP)	\$453,356	\$407,111	-
Universal Pre-K	\$0	\$0	\$744,492
Building Capacity Grant	\$0	\$7,846	\$0
Child and Adult Care Food Program (CACFP)	\$214,973	\$185,194	\$216,915
Temple Buell	\$50,000	\$50,000	\$50,000
Adams County	\$54,116	\$66,863	\$304,217
CDHS-Incredible Years	\$20,000	\$16,589	\$16,700
Stabilization and Sustainability	\$0	\$535,180	\$0
Total	\$5,761,553	\$6,669,988	\$6,443,947

Head Start 2022-2023 Expenses - \$6,669,988

	2022-23 Projected	2022-23 Actual	2023-24 Projected
Personnel Costs	\$4,615,218	\$5,362,846	\$5,026,994
Other	\$404,519	\$568,110	\$672,196
Supplies	\$200,400	\$398,196	\$140,450
Contractual	\$492,609	\$278,808	\$555,500
Education & Training	\$48,807	\$62,028	\$48,807
Total	\$5,761,553	\$6,669,988	\$6,443,947

Child and Adult Care Food Program (CACFP) Department of Agriculture information:

Number of breakfasts served	23,879
Number of snacks served	24,443
Number of lunches served	23,374
Number of meals served	71,696
Total CACFP funds received	\$186,192.10

Council Members

HEAD START POLICY COUNCIL MEMBER ROSTER 2022 - 2023

Role	Name
Brighton Representative	Mayra Perez Lopez
Community Representative (BOCC Appointed) Historian; Executive	Stephanie A. Mirelez
Community Representative (Fiscal) Treasurer; Executive	Lily Paredes-Gomez
Creekside Representative Vice-Chairperson; Executive	Abi Steiner
Creekside Representative Secretary; Executive; Personnel Committee	Jorge Adame
Little Star Representative	Kimberly Weathers
Little Star Representative	Cecilia Moreno
Little Star Representative	Anahi Marisol Veloz
Northglenn Representative Executive Committee	Yolanda Landa
Rainbow Representative	Mireya Velazquez Gomez
Rainbow Representative	Oralia Loza
Rainbow Alternate	Amahirany De La Rosa
Sunshine Representative	Isaura Bernal
Sunshine Representative Chairperson; Executive; Budget/Finance	Meranda Ritzdorf

Adams County Commissioners



ADAMS COUNTY HEAD START CHILDREN

THE 2023 ADAMS COUNTY BOARD OF COMMISSIONERS SERVED AS THE HEAD START GOVERNING BOARD

Eva J. Henry

Emma Pinter

Lynn Baca

Charles "Chaz" Tedesco

Steve O'Dorisio

ADAMS COUNTY
Head Start
2022-2023 ANNUAL REPORT



ADAMS COUNTY
COLORADO

[ADCOGOV.ORG/HEADSTART](https://adco.gov.org/headstart)