



Adams County Attendance Initiative

August 30, 2024



Our Goal:

Students engaged in
challenging and engaging
learning opportunities that
prepare them for what's next



Attendance Matters



Students who attend more regularly in K-1 are more likely to be reading on grade level by 3rd grade



Students who are chronically absent in middle school are more likely to disengage and dropout of high school



Students with high attendance in 9th grade (above 90%) are more likely to stay in school and graduate with their peers.

Chronic absenteeism

Students who miss more than 10% of school

2 days per month can add up to missing 10% of school



School Year 2024-2025 Attendance Calendar

It only takes 2 days a month to be chronically absent. Place an **X** on each day that you attend school.

- CREATE A ROUTINE AND STICK TO IT!**
- Staying up too late?**
Set a regular schedule for bedtime.
 - Not sure what to wear?**
Lay out clothing and pack lunches the night before.
 - Got a late riser?**
Set your alarm clocks an extra 30-minutes early.

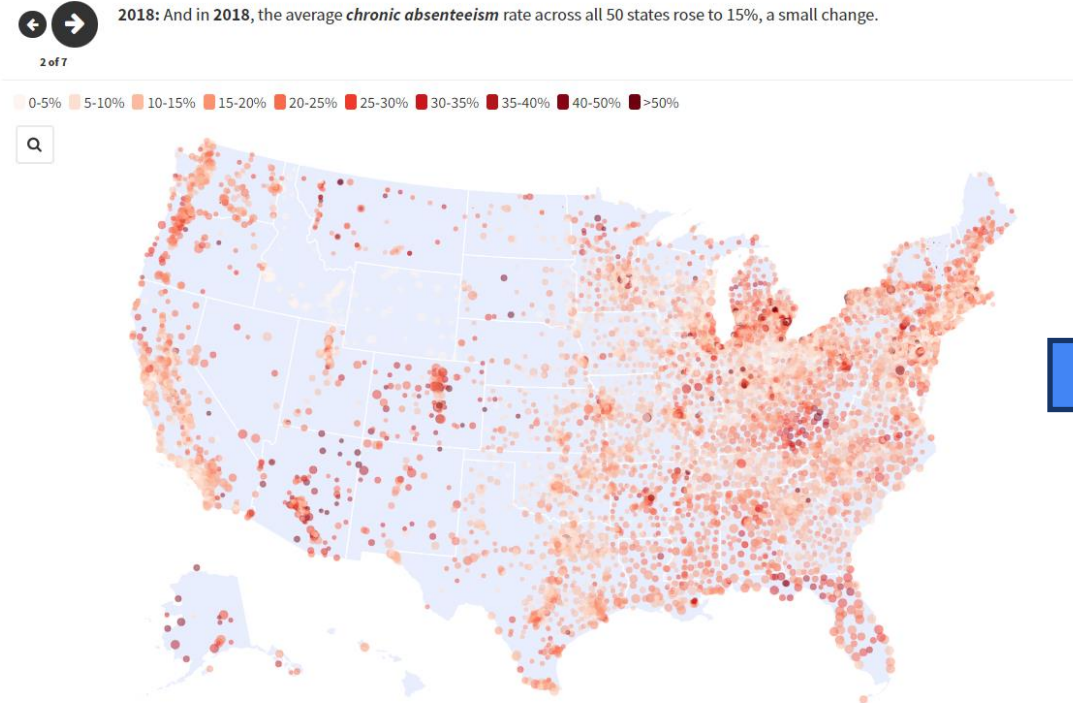
MAKE A PLAN FOR YOUR

M	Tu	W	Th	F	M	Tu	W	Th	F	M	Tu	W	Th	F
AUGUST					SEPTEMBER					OCTOBER				
			1	2	2	3	4	5	6	1	2	3	4	
5	6	7	8	9	9	10	11	12	13	7	8	9	10	11
12	13	14	15	16	16	17	18	19	20	14	15	16	17	18
19	20	21	22	23	23	24	25	26	27	21	22	23	24	25
26	27	28	29	30	30	28	29	30	31					
NOVEMBER					DECEMBER					JANUARY				
				1	2	3	4	5	6	1	2	3		
4	5	6	7	8	9	10	11	12	13	6	7	8	9	10
11	12	13	14	15	16	17	18	19	20	13	14	15	16	17
18	19	20	21	22	23	24	25	26	27	20	21	22	23	24
25	26	27	28	29	30	31	27	28	29	30	31			



Nationally, there has been a decrease in attendance

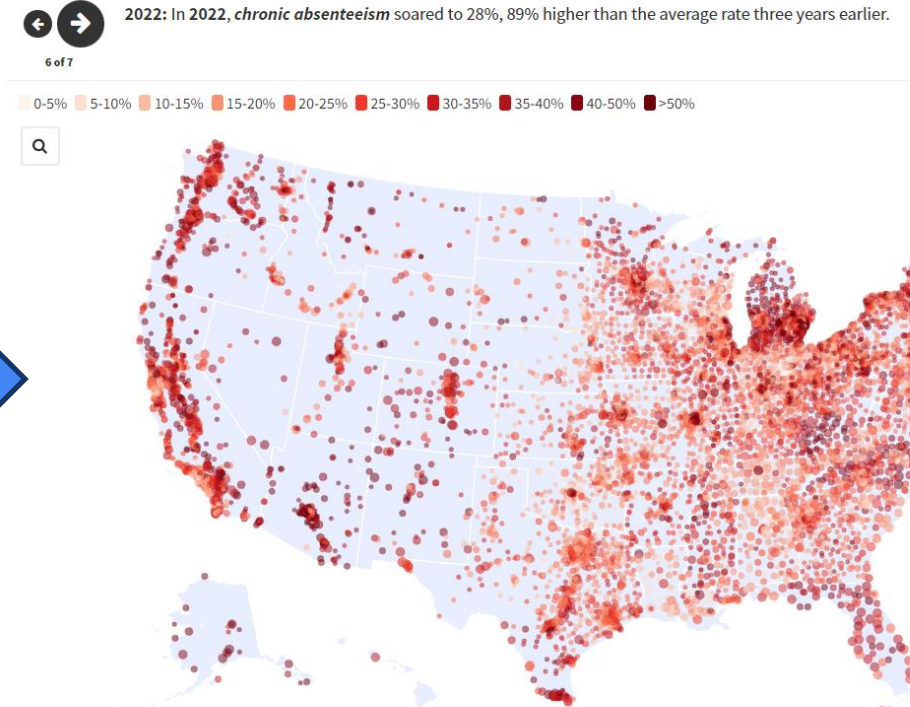
Mapping Chronic Absenteeism: 2017–2023



Source: [Return to Learn Tracker](#).
* Estimates from ED.gov data. ©2024



Mapping Chronic Absenteeism: 2017–2023



Source: [Return to Learn Tracker](#).
* Estimates from ED.gov data. ©2024

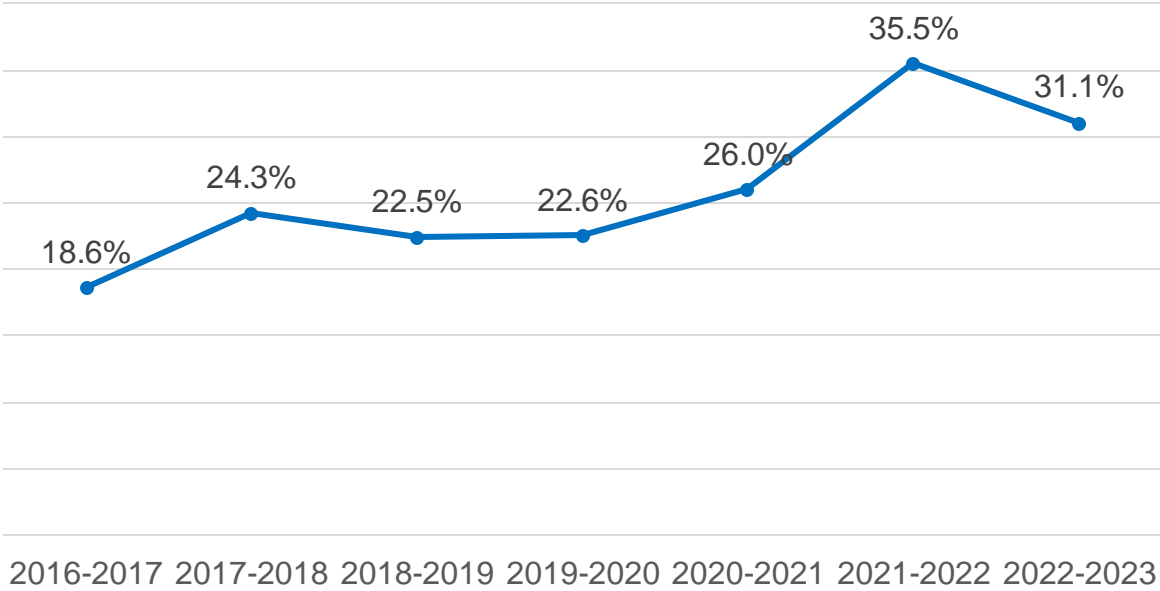


Data from the Return to Learn Tracker – American Enterprise Institute

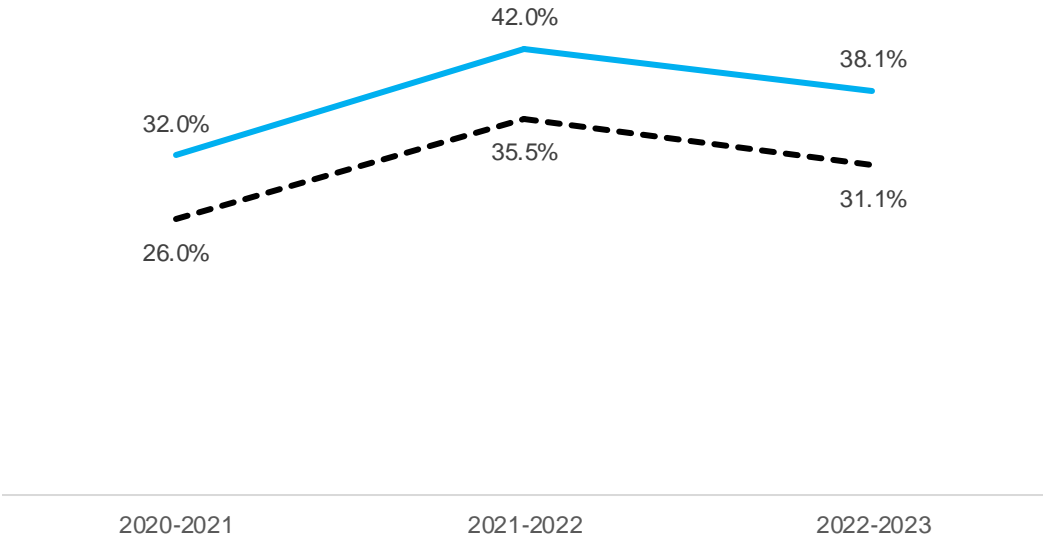


Colorado and Adams County attendance is improving from pandemic high rates of chronic absenteeism

State Chronic Absentee Rate



Colorado State and Adams County Chronic Absentee Rates



Source: CDE Office of Data Services and Office of Dropout Prevention and Student Re-Engagement



Too many students have inconsistent attendance and engagement in learning

2022-23

About 1 out of every 3 Colorado students was chronically absent

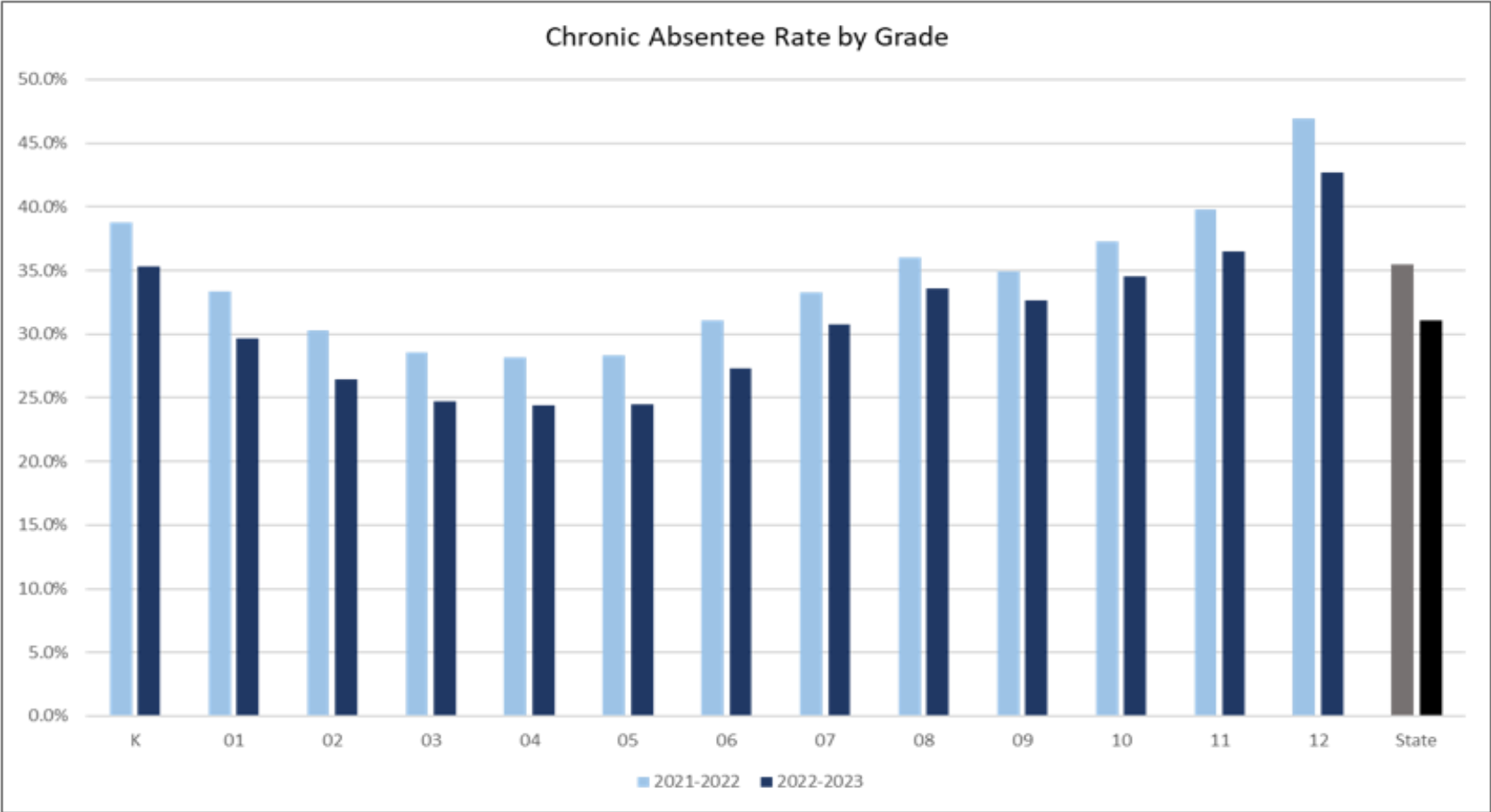
Colorado

Almost 270,000 students

Adams County

About 46,000 students

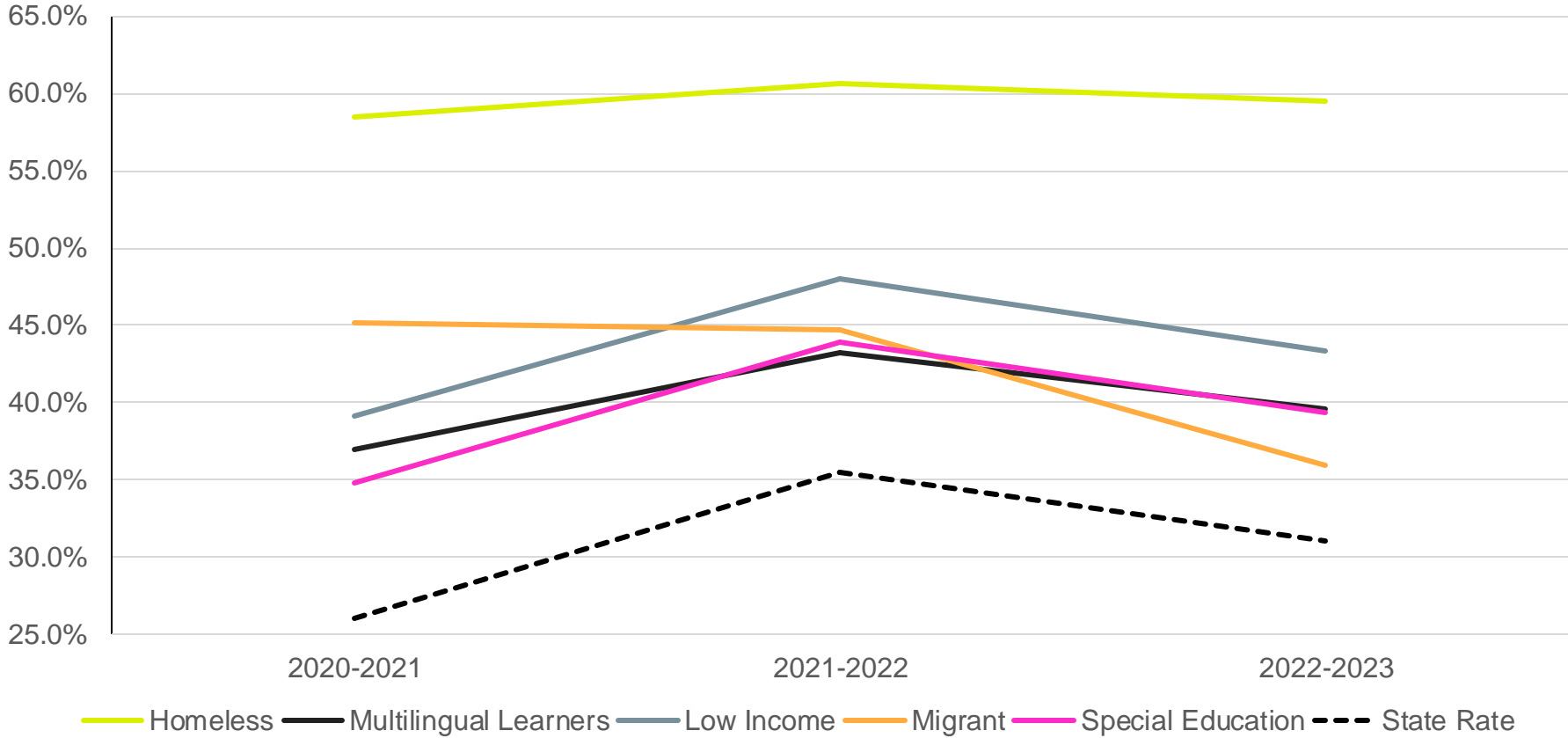
Students do not experience attendance consistently



K, 11th, and 12th grade had the highest rates of chronic absenteeism

Some students need specific supports

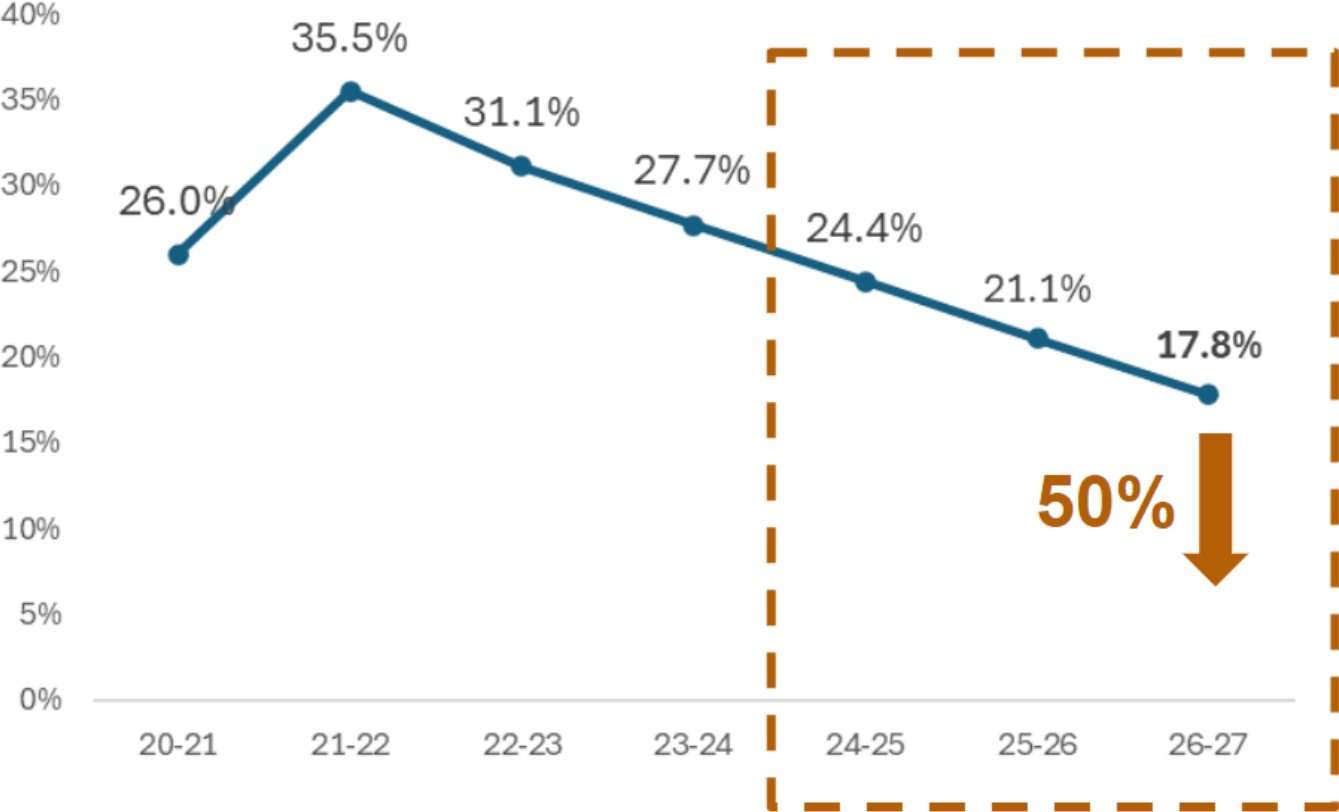
Chronic Absentee Rate by IPST





How can we organize to support attendance

Goal to reduce chronic absenteeism by 50% from it's pandemic high in 21-22



Comprehensive approach to supporting attendance

Health and Wellness	Staffing and support
Connection to school and learning	Build collective capacity

Organizing collective responses

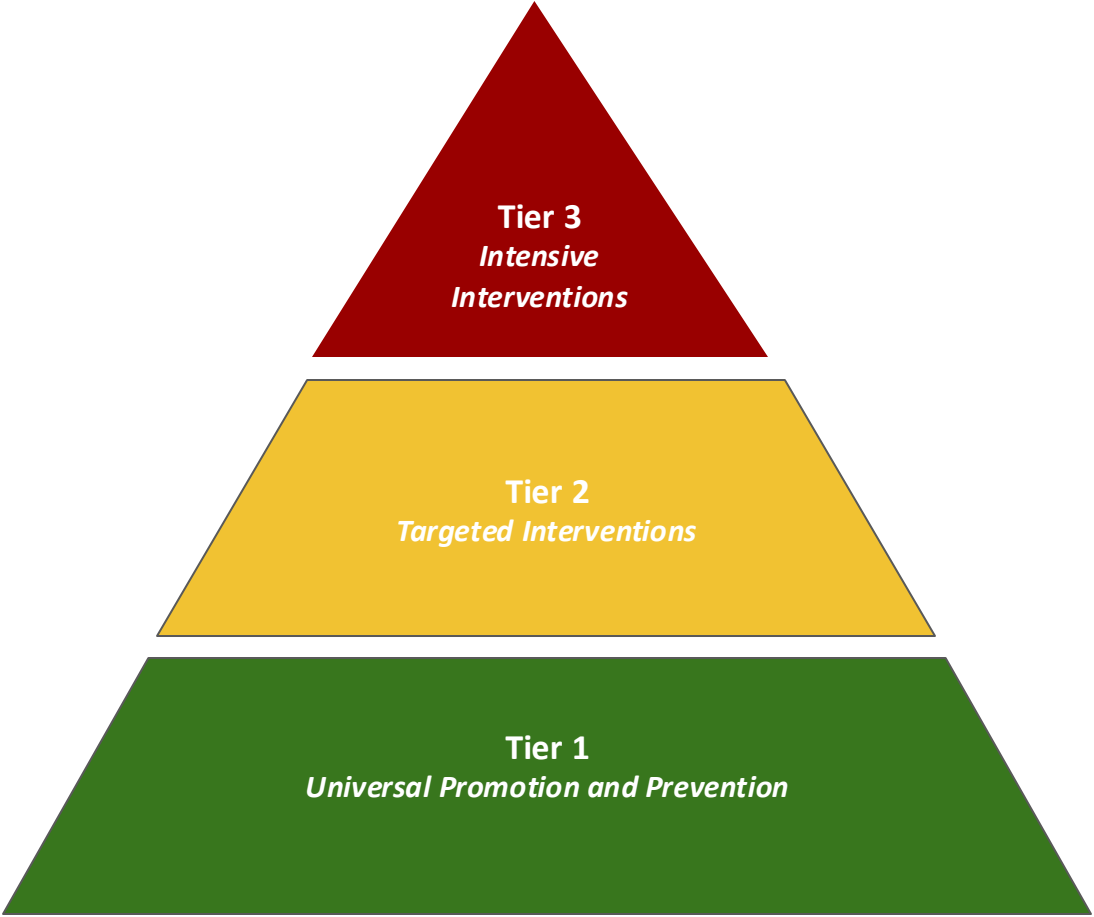
Rather than taking a punitive approach, we must understand that the continued high levels of chronic absence reflect that positive conditions for learning are missing for too many students.



www.attendanceworks.org

17

Strong foundations and structures to support attendance





Parents and caregivers

Collectively, we can help additional students with awareness and connection to school.



Businesses and community partners



Government agencies



Schools and districts

Every School Day Matters!



COLORADO
Department of Education