

Adams County  
Consolidated Annual Performance Evaluation Report (CAPER)



Program Year 2018  
July 1, 2018 - June 30, 2019



## **CR-05 - Goals and Outcomes**

### ***Progress the jurisdiction has made in carrying out its strategic plan and its action plan. 91.520(a)***

*This could be an overview that includes major initiatives and highlights that were proposed and executed throughout the program year.*

The 2018 CAPER is a HUD required document, prepared by the county, which outlines the use of HUD funds, accomplishments, expenditures, beneficiaries, and self-evaluation during Program Year 2018. Program Year 2018 ran from July 1, 2018 to June 30, 2019. The 2018 CAPER provides narratives describing how Community Development Block Grant (CDBG), and HOME Investment Partnerships Program (HOME) funds were utilized in Program Year 2018 to further the goals and objectives as outlined in the county's 2015-2019 Consolidated Plan, as well as 2018 and prior year Annual Action Plans. These funds benefit the Urban County and HOME Consortia areas and residents who meet HUD's definition of low-to-moderate income. The Urban County includes unincorporated Adams County, the Town of Bennett, and the cities of Brighton, Federal Heights and Northglenn. The HOME Consortia includes Adams County and the cities of Thornton and Westminster.

The following accomplishments occurred during Program Year 2018:

#### **CDBG**

- Berkeley Neighborhood ADA Sidewalks and Ramps – Construction of new sidewalks and ADA-compliant ramps was completed to improve overall mobility and accessibility of this long-standing residential neighborhood in southwest unincorporated Adams County adjacent to Regis University and Denver County assisted 2,565 individuals;
- Minor Home Repair (MHR) Program – The program assisted 27 households in the Cities of Brighton, Federal Heights, and unincorporated Adams County with necessary repairs;
- City of Northglenn Sidewalks and Ramps – Funds were utilized to replace sidewalks and ramps to be compliant with the American Disabilities Act (ADA) in low-to-moderate income neighborhoods in Northglenn. A total of 17,295 people were assisted; and,
- City of Federal Heights Code Enforcement – 451 rental homes were inspected for decent, safe, and sanitary living conditions, resulting in 264 corrected violations.

#### **HOME**

- Vistas at Panorama Pointe – Construction for this affordable housing development in Westminster, offering 69-units of affordable senior rental housing; and,
- Jessup Duplexes, Brighton Housing Authority (BHA) – BHA completed the renovation and conversion of six (6) affordable rental duplexes into 3-bedroom fourplexes by finishing the basements. First level units were also remodeled to conform to residential building codes.

During Program Year 2018, the following notable activities were in progress but were not completed by June 30, 2019:

- Baker School Apartments – Construction began in early 2018 on the 142-unit affordable rental housing development in unincorporated Adams County near the Westminster Station. Construction has completed, but beneficiaries have yet to be reported. Project close-out will take place and long-term affordability will begin during Program Year 2019.

**Comparison of the proposed versus actual outcomes for each outcome measure submitted with the consolidated plan and explain, if applicable, why progress was not made toward meeting goals and objectives. 91.520(g)**

Categories, priority levels, funding sources and amounts, outcomes/objectives, goal outcome indicators, units of measure, targets, actual outcomes/outputs, and percentage completed for each of the grantee's program year goals.

Goal	Category	Source / Amount	Indicator	Unit of Measure	Expected – Strategic Plan	Actual – Strategic Plan	Percent Complete	Expected – Program Year	Actual – Program Year	Percent Complete
Construction of New Rental Housing	Affordable Housing	CDBG: \$792000 / HOME: \$	Public Facility or Infrastructure Activities for Low/Moderate Income Housing Benefit	Households Assisted	0	0		142	0	0.00%
Construction of New Rental Housing	Affordable Housing	CDBG: \$792000 / HOME: \$	Rental units constructed	Household Housing Unit	150	75	50.00%	0	0	
Emergency Housing and Shelter for the Homeless	Homeless	ESG: \$	Homeless Person Overnight Shelter	Persons Assisted	1250	245	19.60%			
Expanding and Preserving Homeownership	Affordable Housing	HOME: \$	Homeowner Housing Added	Household Housing Unit	0	0				
Expanding and Preserving Homeownership	Affordable Housing	HOME: \$	Direct Financial Assistance to Homebuyers	Households Assisted	50	40	80.00%			
Homeless Prevention Services	Homeless	HOME: \$ / ESG: \$	Homelessness Prevention	Persons Assisted	60	245	408.33%			

Increase Job Services and Job Creation	Non-Housing Community Development	CDBG: \$ / HOME: \$ / ESG: \$ / Section 108 Loan: \$	Jobs created/retained	Jobs	200	370	185.00%			
Infrastructure Improvements	Non-Housing Community Development	CDBG: \$	Public Facility or Infrastructure Activities other than Low/Moderate Income Housing Benefit	Persons Assisted	500	38348	7,669.60%	1445	19860	1,374.39%
Infrastructure Improvements	Non-Housing Community Development	CDBG: \$	Public Facility or Infrastructure Activities for Low/Moderate Income Housing Benefit	Households Assisted	0	0				
Infrastructure Improvements	Non-Housing Community Development	CDBG: \$	Housing Code Enforcement/Foreclosed Property Care	Household Housing Unit	0	0				
Preservation of Existing Housing Stock	Affordable Housing	CDBG: \$ / HOME: \$	Rental units rehabilitated	Household Housing Unit	40	63	157.50%			
Preservation of Existing Housing Stock	Affordable Housing	CDBG: \$ / HOME: \$	Homeowner Housing Rehabilitated	Household Housing Unit	140	240	171.43%	74	27	36.49%
Public Facility Improvements	Non-Housing Community Development	CDBG: \$	Public Facility or Infrastructure Activities other than Low/Moderate Income Housing Benefit	Persons Assisted	50	1986	3,972.00%			

Public Facility Improvements	Non-Housing Community Development	CDBG: \$	Public Facility or Infrastructure Activities for Low/Moderate Income Housing Benefit	Households Assisted	0	1538				
Reduction of Slum and Blight	Affordable Housing Non-Housing Community Development	CDBG: \$	Buildings Demolished	Buildings	40	0	0.00%			
Reduction of Slum and Blight	Affordable Housing Non-Housing Community Development	CDBG: \$	Housing Code Enforcement/Foreclosed Property Care	Household Housing Unit	500	1447	289.40%	625	264	42.24%
Senior and Disability Services and Facilities	Non-Homeless Special Needs	CDBG: \$ / HOME: \$ / ESG: \$	Public Facility or Infrastructure Activities other than Low/Moderate Income Housing Benefit	Persons Assisted	40	0	0.00%			
Senior and Disability Services and Facilities	Non-Homeless Special Needs	CDBG: \$ / HOME: \$ / ESG: \$	Public service activities other than Low/Moderate Income Housing Benefit	Persons Assisted	8	70	875.00%			
Youth Services and Facilities for At-Risk Children	Non-Homeless Special Needs Non-Housing Community Development	CDBG: \$	Public Facility or Infrastructure Activities other than Low/Moderate Income Housing Benefit	Persons Assisted	400	0	0.00%			

Youth Services and Facilities for At-Risk Children	Non-Homeless Special Needs Non-Housing Community Development	CDBG: \$	Tenant-based rental assistance / Rapid Rehousing	Households Assisted	0	0				
--	--	----------	--	---------------------	---	---	--	--	--	--

**Table 1 - Accomplishments – Program Year & Strategic Plan to Date**

***Assess how the jurisdiction's use of funds, particularly CDBG, addresses the priorities and specific objectives identified in the plan, giving special attention to the highest priority activities identified.***

The 2015-2019 Con Plan identified housing, community and economic development, and seniors and other prioritized populations as high priority needs in Adams County. CDBG funds were allocated in alignment with the most significant needs identified in the Con Plan. These priorities, activities, and accomplishments were completed during Program Year 2018 as follows:

**Housing:**

- Minor Home Repair Program - 27 homes, using 2017 and 2018 CDBG funds, received essential home repairs in Federal Heights, Brighton, and unincorporated Adams County. The remainder of the 2018 funding should be fully expended during the 2019 Program Year; and,
- Code Enforcement - City of Federal Heights completed its PY2016 program and began its PY2018 Rental Housing Inspection Program, which provided 451 inspections resulting in 264 improvements for safe, sanitary, and healthy living conditions for low-to-moderate income renters.

**Seniors and other Prioritized Populations:**

- Minor Home Repair Program – 70% (19) of the 27 homes assisted in Program Year 2018 were occupied by elderly households. Additionally, 33% (9) of the households assisted were under 30% AMI.



## CR-10 - Racial and Ethnic composition of families assisted

*Describe the families assisted (including the racial and ethnic status of families assisted).*  
**91.520(a)**

	<b>CDBG</b>	<b>HOME</b>	<b>ESG</b>
White	23	6	0
Black or African American	0	0	0
Asian	1	0	0
American Indian or American Native	3	0	0
Native Hawaiian or Other Pacific Islander	0	0	0
<b>Total</b>	<b>27</b>	<b>6</b>	<b>0</b>
Hispanic	10	5	0
Not Hispanic	17	0	0

**Table 2 – Table of assistance to racial and ethnic populations by source of funds**

### ***Narrative***

During the 2018 Program Year, Adams County reported racial and ethnicity accomplishments on the CDBG MHR program. HOME accomplishments include Vistas at Panorama Pointe’s three (3) HOME-assisted units and the Jessup Duplexes’ three (3) HOME-assisted units.

View the attached document titled “CDBG & HOME Funded Projects: Beneficiary Demographics” exhibit in the attachments for FHEO required data.

## CR-15 - Resources and Investments 91.520(a)

### *Identify the resources made available*

Source of Funds	Source	Resources Made Available	Amount Expended During Program Year
CDBG	public - federal	1,309,418	789,430
HOME	public - federal	1,286,671	1,781,930
ESG	public - federal	0	-

**Table 3 - Resources Made Available**

### ***Narrative***

In Program Year 2018, Adams County's primary goal was to continue its past and present initiative to spearhead CDBG activities and meet its timeliness obligations. The county continued its goal to expend prior year resources and a large percentage of its Program Year 2018 funds. On May 1, 2019, the county had a timeliness ratio of 1.05 thus exceeding its 1.5 ratio goal. The allowable twenty percent (20%) of 2018 CDBG funds were committed to program administration. The attached CDBG Financial Summary (PR-26) provides details on the CDBG expenditures.

During Program Year 2018, unexpected HOME Program Income (PI) was received from a former deferred rehabilitation loan program and from the First Time Homebuyers Program (FTHB). Adams County projected approximately \$230,000 in HOME PI in the 2018 AAP but received approximately \$129,500, which will be allocated to a HOME activity identified in the 2019 AAP. Additionally, the allowable ten percent (10%) of 2018 HOME funds were committed to program administration.

As of 2016, the county no longer receives ESG funding, as it is allocated directly to the State of Colorado to administer to Adams County eligible recipients, should they apply to the State for these funds.

**Identify the geographic distribution and location of investments**

<b>Target Area</b>	<b>Planned Percentage of Allocation</b>	<b>Actual Percentage of Allocation</b>	<b>Narrative Description</b>
City of Brighton	9	9	Municipality
City of Commerce City	0	0	Municipality
City of Federal Heights	5	5	Municipality
City of Northglenn	11	11	Municipality
City of Thornton	30	30	Municipality
City of Westminster	18	18	Municipality
County-Wide	26	26	Adams County provides services throughout the entire county and does not target funds to any specific
Town of Bennett	1	1	Municipality

**Table 4 – Identify the geographic distribution and location of investments**

***Narrative***

N/A

### **Leveraging**

***Explain how federal funds leveraged additional resources (private, state and local funds), including a description of how matching requirements were satisfied, as well as how any publicly owned land or property located within the jurisdiction that were used to address the needs identified in the plan.***

During the 2016 Program Year, City of Westminster provided over \$800,000 in development incentives for Alto, reflected below. Adams County encourages applicants to work with the applicable local jurisdictions to provide matching contributions in the form of development incentives for HOME activities. At this time, the county or local jurisdictions have not used publicly owned land for leveraging, but anticipate that upcoming projects will have HOME match.

<b>Fiscal Year Summary – HOME Match</b>	
1. Excess match from prior Federal fiscal year	1,628,628
2. Match contributed during current Federal fiscal year	0
3. Total match available for current Federal fiscal year (Line 1 plus Line 2)	1,628,628
4. Match liability for current Federal fiscal year	95,263
5. Excess match carried over to next Federal fiscal year (Line 3 minus Line 4)	1,533,365

**Table 5 – Fiscal Year Summary - HOME Match Report**

Match Contribution for the Federal Fiscal Year								
Project No. or Other ID	Date of Contribution	Cash (non-Federal sources)	Foregone Taxes, Fees, Charges	Appraised Land/Real Property	Required Infrastructure	Site Preparation, Construction Materials, Donated labor	Bond Financing	Total Match
N/A	0	0	0	0	0	0	0	0

**Table 6 – Match Contribution for the Federal Fiscal Year**

**HOME MBE/WBE report**

Program Income – Enter the program amounts for the reporting period				
Balance on hand at beginning of reporting period \$	Amount received during reporting period \$	Total amount expended during reporting period \$	Amount expended for TBRA \$	Balance on hand at end of reporting period \$
235,068	129,454	304,640	0	59,881

**Table 7 – Program Income**

<b>Minority Business Enterprises and Women Business Enterprises – Indicate the number and dollar value of contracts for HOME projects completed during the reporting period</b>						
	<b>Total</b>	<b>Minority Business Enterprises</b>				<b>White Non-Hispanic</b>
		<b>Alaskan Native or American Indian</b>	<b>Asian or Pacific Islander</b>	<b>Black Non-Hispanic</b>	<b>Hispanic</b>	
<b>Contracts</b>						
Dollar Amount	0	0	0	0	0	0
Number	0	0	0	0	0	0
<b>Sub-Contracts</b>						
Number	0	0	0	0	0	0
Dollar Amount	0	0	0	0	0	0
	<b>Total</b>	<b>Women Business Enterprises</b>	<b>Male</b>			
<b>Contracts</b>						
Dollar Amount	0	0	0			
Number	0	0	0			
<b>Sub-Contracts</b>						
Number	0	0	0			
Dollar Amount	0	0	0			

**Table 8 - Minority Business and Women Business Enterprises**

<b>Minority Owners of Rental Property</b> – Indicate the number of HOME assisted rental property owners and the total amount of HOME funds in these rental properties assisted						
	Total	Minority Property Owners				White Non-Hispanic
		Alaskan Native or American Indian	Asian or Pacific Islander	Black Non-Hispanic	Hispanic	
Number	0	0	0	0	0	0
Dollar Amount	0	0	0	0	0	0

**Table 9 – Minority Owners of Rental Property**

<b>Relocation and Real Property Acquisition</b> – Indicate the number of persons displaced, the cost of relocation payments, the number of parcels acquired, and the cost of acquisition						
Parcels Acquired		0	0			
Businesses Displaced		0	0			
Nonprofit Organizations Displaced		0	0			
Households Temporarily Relocated, not Displaced		0	0			
Households Displaced	Total	Minority Property Enterprises				White Non-Hispanic
		Alaskan Native or American Indian	Asian or Pacific Islander	Black Non-Hispanic	Hispanic	
Number	0	0	0	0	0	0
Cost	0	0	0	0	0	0

**Table 10 – Relocation and Real Property Acquisition**

**CR-20 - Affordable Housing 91.520(b)**

***Evaluation of the jurisdiction's progress in providing affordable housing, including the number and types of families served, the number of extremely low-income, low-income, moderate-income, and middle-income persons served.***

	<b>One-Year Goal</b>	<b>Actual</b>
Number of Homeless households to be provided affordable housing units	0	0
Number of Non-Homeless households to be provided affordable housing units	354	108
Number of Special-Needs households to be provided affordable housing units	0	0
<b>Total</b>	<b>354</b>	<b>108</b>

**Table 11 – Number of Households**

	<b>One-Year Goal</b>	<b>Actual</b>
Number of households supported through Rental Assistance	0	0
Number of households supported through The Production of New Units	280	75
Number of households supported through Rehab of Existing Units	74	33
Number of households supported through Acquisition of Existing Units	0	0
<b>Total</b>	<b>354</b>	<b>108</b>

**Table 12 – Number of Households Supported**

***Discuss the difference between goals and outcomes and problems encountered in meeting these goals.***

The differences between the goals and outcomes addressed below are specific to the goals and outcomes addressed in the 2018 AAP under the section AP-55.

- Production of New Units - Currently underway, St. Mark Village was delayed because of a development moratorium in the City of Westminster. Now that the moratorium is over, the project is moving forward. The project will be creating 216 units of affordable housing in the City of Westminster.
- Production of New Units – Currently underway, Crossing Pointe North is an affordable housing development in the City of Thornton which will create 64 units of affordable senior housing. The project will be complete in Program Year 2019.



- Rehab of Existing Units – Adams County is working toward its goal to provide 74 homeowners with MHR assistance by providing necessary improvements to 27 homes during Program Year 2018 using prior year funding, with funding remaining for Program Year 2019. The county continues to operate its MHR program with two staff members taking in new applications and reviewing eligibility for the program.
- Completion of Prior Year Activities - The completion of the Jessup Street Duplex project in Brighton created six (6) units of new housing and rehabilitated six (6) existing units. Additionally, the completion of the Vistas at Panorama Pointe project created 69 units of affordable housing.

Adams County continues to address worst case needs through the creation of affordable rental units utilizing HOME funding. In 2017, Adams County identified projects to help alleviate worst case needs scenarios in the county. Using information gained from the county's Balanced Housing Plan, Adams County is looking at policy changes to aid in the creation of affordable housing.

Additionally, the Program Year 2018 AAP reported only 170 non-homeless households served in the AP-55, despite having a goal of serving 354 households. The number has been changed to reflect the correct number of households above.

***Discuss how these outcomes will impact future annual action plans.***

Adams County is on track for reaching its proposed goals as outlined in the 2018 AAP by the end of Program Year 2019. The delay is due to construction of new rental housing typically taking a number of years to complete. The county knows that affordable housing is a critical issue and is in the process of implementing the Balanced Housing Plan and Needs Assessment (BHPNA), which will help to inform the 2019 AAP.

***Include the number of extremely low-income, low-income, and moderate-income persons served by each activity where information on income by family size is required to determine the eligibility of the activity.***

Number of Households Served	CDBG Actual	HOME Actual
Extremely Low-income	9	5
Low-income	10	1
Moderate-income	8	0
<b>Total</b>	<b>27</b>	<b>6</b>

**Table 13 – Number of Households Served**

***Narrative Information***

All HOME and CDBG activities benefit low-to-moderate income individuals who are income-qualified using HUD's annually established income guidelines for Adams County. The table above, which outlines the number of households served, is only a representation of CDBG and HOME projects completed within the 2018 Program Year (July 1, 2018 to June 30, 2019), which benefited homeowners through the

MHR Program (CDBG), Vistas at Panorama Pointe's three (3) HOME-assisted units and the Jessup Duplexes' three (3) HOME-assisted units.

## **CR-25 - Homeless and Other Special Needs 91.220(d, e); 91.320(d, e); 91.520(c)**

***Evaluate the jurisdiction's progress in meeting its specific objectives for reducing and ending homelessness through:***

***Reaching out to homeless persons (especially unsheltered persons) and assessing their individual needs***

There are four (4) primary service providers in Adams County who have strong presence in the community and provide services specifically for people experiencing homelessness. These agencies include Almost Home, ACCESS Housing, Cold Weather Care (CWC), and Growing Home, which are located in various areas of the county and provide numerous services, including shelter, housing navigation, case management, employment services, as well as homelessness prevention and life skill classes reduce and end homelessness.

Almost Home has thirty (30) beds and can accommodate up to six (6) families. During their stay, each family attends weekly classes, receives case management and must show progress in reestablishing their self-sufficiency. In 2019, Almost Home was awarded ESG Rapid Rehousing from the region's Continuum of Care (CoC). The pilot program can accommodate two (2) families at a time.

ACCESS Housing has sixteen (16) beds for families and provides rental assistance, case management, housing navigation, and street outreach.

Cold Weather Care provides shelter through October to April with a group of rotating churches. Twenty (20) beds are available for single adults and families with children experiencing homelessness.

Growing Home is a leading anti-poverty organization in the county, offering a rich-pipeline of programs for children and families. Growing Home's wrap-around approach serves the whole family with intensive support to overcome immediate and long-term obstacles. It strengthens families during times of crisis by offering food, healthcare, and homeless prevention assistance. Their early childhood interventions nurture children from birth through age 8 with evidence-based programs that help prepare young kids for kindergarten and keep older kids on the path to school success. Its Blocks of Hope neighborhood initiative is enlisting an entire community to join forces toward its common goal to transform lives. Growing Home's Canopy Program, which sheltered 3-4 families, will close by the end of 2019 and the organization is in the process of bolstering their homelessness prevention efforts through flexible, short-term financial assistance, eviction prevention, housing navigation, service navigation, and follow-up services.

***Addressing the emergency shelter and transitional housing needs of homeless persons***

The number of people experiencing homelessness in Adams County, especially those in camps along the Clear Creek and the South Platte River, has grown over the past several years, prompting the county to

re-examine its approach to addressing this issue. As a result of increasing public concern, the county Manager's Office and members of the Board of County Commissioners reached out to the Burnes Center on Poverty and Homelessness (BC) to assist in this re-examination. In February 2017, BC presented An Assessment of Adams County's Efforts to Address Homelessness. In response to the Assessment, the county has created the Homelessness Outreach Liaison Division.

The Homelessness Outreach Liaison is responsible for assisting in the coordination, creation, implementation, and oversight of services and programs for citizens dealing with homelessness. Currently under development, the Adams County Homelessness Action Plan has identified the priorities and goals for addressing homelessness and is currently developing the objectives, strategies and action steps needed to implement the plan. The goals and strategies will be measurable and subject to evaluation and modification at a minimum of annual reviews. The results of the Plan will be a coordinated effort, with minimal duplication and a continuum of services that reflects the demographics and needs of those experiencing homelessness in Adams County. The taskforce is actively seeking feedback, input, and innovative ideas from all stakeholders in the community including those with lived experience, service providers, first responders, local government and city planners, county commissioners, mayors and representatives of local government and community members. The agenda of these engagements is not only to hear about the need perspective but also to inventory current services available, to create an action plan that is in alignment with the stakeholders and to gain support for the Action Plan.

***Helping low-income individuals and families avoid becoming homeless, especially extremely low-income individuals and families and those who are: likely to become homeless after being discharged from publicly funded institutions and systems of care (such as health care facilities, mental health facilities, foster care and other youth facilities, and corrections programs and institutions); and, receiving assistance from public or private agencies that address housing, health, social services, employment, education, or youth needs***

Many individuals and families who experienced homelessness remain in a vulnerable state and case management services play a critical role at this stage. Case management services include:

- Housing and service navigation;
- Rental, utility, and deposit assistance, as well as homelessness and eviction prevention services;
- Job development programs focusing on a client's employment objectives and long-term goals;
- Plans and/or enrollment in furthering education or training;
- Budgeting classes;
- Strategy for self-sufficiency; and
- Twelve-step recovery programs and other support groups in the community for maintaining sobriety.

While individuals and families who experiencing homelessness access mainstream resources on an

individual basis, local providers and advocates work in varying capacities to influence program implementation, funding priorities, and the coordination of service delivery through system wide collaboration. Programs in place to assist people experiencing homelessness are:

- Medicaid: Homeless service providers screen clients for Medicaid eligibility and refer for enrollment when appropriate;
- Children's Health Insurance Program: For children not eligible for Medicaid, the State administers the Children's Health Insurance Program, which provides low-cost health, dental, and vision coverage to children in low wage families;
- Temporary Aid for Needy Families (TANF): Administered by the Adams County Community Support Service Division provides funding to eligible families while enrolled into a self-sufficiency program;
- Food Assistance Program: Administered by the Adams County Community Support Service Division, this program is a supplement to the household's nutritional needs for the month. Eligibility is based upon the household's income, resources, household size, and shelter costs. Benefits are given to eligible households through the Colorado Quest Card. Certain food assistance recipients will be referred to the Employment First Program for assistance in employment and training needs; and
- Workforce Investment Act: The Adams County Workforce & Business Center receives funding to provide training and job placements. The Workforce & Business Center also works with the County's housing authority to provide a job development program for homeless clients. The housing authority administers the distribution of vouchers to clients referred by Workforce & Business Center counselors.

***Helping homeless persons (especially chronically homeless individuals and families, families with children, veterans and their families, and unaccompanied youth) make the transition to permanent housing and independent living, including shortening the period of time that individuals and families experience homelessness, facilitating access for homeless individuals and families to affordable housing units, and preventing individuals and families who were recently homeless from becoming homeless again***

Street outreach and housing navigation are crucial pieces to connect people experiencing homelessness to services and permanent housing. The Adams County Poverty Reduction division is looking to expand its homelessness efforts by hiring two positions that would fulfill outreach and housing navigation needs (pending upon 2020 Budget review and approval). In recent months, the focus on homelessness prevention has gained momentum. With Growing Home's transition from a shelter program to a homelessness prevention, as well as Almost Home and ACCESS Housing's rental assistance programs, working to keep people who were recently homeless stably housed. Community partners are also strengthening programs such as diversion and rapid resolution to keep people experiencing homelessness from entering the shelter system and rapidly finding housing whether it is connecting people with family and friends or providing flexible funds and/or rental/deposit assistance.

## **CR-30 - Public Housing 91.220(h); 91.320(j)**

### ***Actions taken to address the needs of public housing***

The programs coordinated by Unison Housing Partners (UHP) and Brighton Housing Authority (BHA) remain the primary providers of affordable housing in the county for households in the lowest income categories. The only other alternative is federally subsidized housing. UHP and BHA manage and maintain conventional public housing developments throughout the county and several scattered site developments. Both UHP and BHA own and operate public housing units, senior and disabled affordable units, and administer tenant and project-based Section 8 vouchers. The county supports these agencies by providing HOME funds to obtain and maintain affordable properties.

Adams County works together with UHP and BHA to address housing issues. The county is working toward solidifying strategies in 2019 by implementing the BHPNA as well as through the creation of the 2020-2024 Consolidated Plan.

Brighton Housing Authority (BHA) completed the rehabilitation of three duplexes (6 units total) and added an additional six (6) basement units, which doubled the density of existing housing.

### ***Actions taken to encourage public housing residents to become more involved in management and participate in homeownership***

UHP encourages public housing residents to become more involved in management and participation in homeownership through public outreach, including in person and on its website. With the latter, UHP encourages eligible individuals to attend housing counseling sessions and workshops. UHP owns one public housing establishment that offers 42 1-bedroom units for seniors and the disabled. Through the ownership and management of this establishment, UHP interacts with residents closely to learn more about their needs and how to structure their services.

BHA maintains an active webpage regarding its public housing and wait lists, if any. The organization works closely with Colorado Housing and Finance Authority (CHFA) to direct those that are interested in home ownership to attend one of CHFA's housing counseling workshops.

### ***Actions taken to provide assistance to troubled PHAs***

To the county's knowledge, both UHP and BHA have not shown any indications of being "troubled".

## **CR-35 - Other Actions 91.220(j)-(k); 91.320(i)-(j)**

***Actions taken to remove or ameliorate the negative effects of public policies that serve as barriers to affordable housing such as land use controls, tax policies affecting land, zoning ordinances, building codes, fees and charges, growth limitations, and policies affecting the return on residential investment. 91.220 (j); 91.320 (i)***

In 2015, the county adopted its Analysis of Impediments to Fair Housing Choice which also included a summary of the barriers to affordable housing. With a reorganization of county departments, the Community and Economic Development Department was created thus breaking down silos in order to share information and speed up the development review process. As such, the Development Review division began working closely with the county to include them in developer discussions in order to encourage the inclusion of affordable housing in prospective projects. As a result, many developers became knowledgeable about HOME funds and were interested in developing projects to include affordable housing. The county is statutorily precluded from requiring affordable housing in any development project, and as a result, the county lobbied state legislation for many months in 2015 to put an inclusionary housing bill before the House and Senate. While the bill passed in the House, it unfortunately did not pass the Senate.

Mid-July 2017, the county ratified the Balanced Housing Plan and Needs Assessment (BHPNA). The BHPNA is an in-depth analysis of the barriers to housing as a whole and a plan to effectively address identified barriers. The BHPNA demonstrates how the county plans to address missing middle housing and density issues, among other strategies.

In 2019, the county amended the Zoning Code to allow for accessory dwelling units (ADUs). The purpose of the amendment was to (1) provide homeowners with an opportunity for companionship and security; (2) better utilize existing infrastructure and community resources; (3) provide a housing type that responds to changing needs and lifestyles (e.g., small families, retirees, caretakers); (4) add to the County's stock of affordable dwelling units; and (5) protect neighborhood character and stability by ensuring that visible ADUs are compatible with surrounding land uses.

***Actions taken to address obstacles to meeting underserved needs. 91.220(k); 91.320(j)***

Adams County is a large county, making it difficult to adequately deliver services to both urban and rural constituencies. The mixture of urban and rural land throughout the county poses both service delivery and service recipient challenges. Many of the core agencies are located in the urban portions of the county, which complicates service delivery in the eastern and northern rural regions. The lack of adequate transportation and service providers in the rural areas are a hindrance to meeting the needs of the underserved throughout the entirety of the county.

A major problem associated with meeting the needs of the county's underserved population is funding. In today's economy, more and more county residents are requesting services, which places strains on

the county's capacity to adequately provide appropriate care. One of the areas of weakness that the county continues to face is a fully functional referral system. This can be attributed to the recent funding uncertainties within all federally-funded areas (TANF, Food Stamps, Medicaid, etc.) and the vast geographic parameters of service-delivery agencies. The county continues to increase the availability of information for service-providers to be carried on to residents.

In late 2017, the county opened its new Human Services building which creates a centralized location for residents in need. It is accessible via public transportation and is fully ADA accessible. As a whole, the county has a mission to end poverty by bringing together like-minded organizations to meet this goal. Services provided at the Human Services Center includes TANF, Children & Family Services, Community Support Services, Domestic Violence Services & Shelter, Child Support Services, Foster Care, and the Workforce & Business Center. The county also funded \$1,000,000 to the Adams County Foundation, which is a grant program for local non-profit organizations serving worst-case residents in need. The county is also actively pursuing other funding options to add more affordable housing units.

***Actions taken to reduce lead-based paint hazards. 91.220(k); 91.320(j)***

The MHR program has implemented stringent policies to ensure lead-based paint hazards are addressed proactively and in compliance with Federal regulations. In compliance with HUD's Lead Safe Housing Rule (24 CFR Part 35) and EPA's Lead Renovation, Repair, and Painting Program Rule (40 CFR Part 745), lead-safe practices are administered for any eligible home constructed prior to 1978. Only lead-certified contractors are solicited to bid for these homes.

Lead-safe practices include providing the family with the Lead Safe Information pamphlet, a "Notice of Presumption" or "Notice of Evaluation" (as applicable), a copy of the final clearance completed by a licensed examiner, and a "Notice of Lead Hazard Reduction"—the required documents for projects receiving rehabilitation assistance between \$0-\$25,000 per unit. A lead hazard screen and/or full risk assessment will also be performed, as necessary, for projects receiving rehabilitation assistance.

***Actions taken to reduce the number of poverty-level families. 91.220(k); 91.320(j)***

Adams County Community & Economic Development worked with the Adams County Homelessness Liaison, Adams County Workforce Business Center, local municipalities, and community agencies to identify the emergent employment needs of the low income population and help develop appropriate responses to these needs. The Workforce and Business Center provides routine classes and training to enhance the skills of the emerging labor force. Housing authorities and housing providers are engaged to identify those residents in need of training and/or interested in participating with the Section 3 initiative. Homelessness non-profit providers also offer clients with self-sufficiency case management services and referrals so that households have the ability to earn higher incomes, and reduce their chances of re-entering the cycle of homelessness.



***Actions taken to develop institutional structure. 91.220(k); 91.320(j)***

Adams County is the lead agency in both the CDBG Urban County and the HOME Consortia. In Program Year 2018, Adams County's Urban County consisted of the Town of Bennett, the cities of Brighton, Federal Heights, and Northglenn.

Every three years, these jurisdictions are re-invited to renew their Intergovernmental Agreements with the county. Each of them receives a percentage of the county's CDBG allocation based on a formula percentage of total population and "low/mod income population". As the lead agency, the county administers and monitors each jurisdiction's activities to ensure they meet national objectives, eligibility, and compliance issues. During Program Year 2017, the Urban County and HOME Consortia renewed the Intergovernmental Agreements to continue receiving CDBG and HOME funds for the 2019, 2020, and 2021 PYs.

Adams County leads a HOME Consortia with the City of Westminster and the City of Thornton. A percentage of the county's annual HOME allocation is reserved to each of these municipalities based on a formula determined and posted annually by HUD (Annual Share Percentage Report). The county also provided portions of its HOME application to:

- Community Development Housing Organizations (CHDO's) (15% requirement);
- Local Housing Authorities;
- Non-profit housing developers; and
- For-profit developers.

***Actions taken to enhance coordination between public and private housing and social service agencies. 91.220(k); 91.320(j)***

Adams County continues its efforts to provide technical assistance to community partners as part of its coordination between public and private housing and social service agencies, as well as encouraging subgrantees to collaborate in leveraging resources and knowledge. The county is working with other county departments to determine the highest priority projects and best use of all funding received by the division. The county continues to work with Planning and Development, Public Works, Human Services, Regional Affairs, Long Range Planning, and various other partners to strengthen the delivery of services to all areas of the county.

***Identify actions taken to overcome the effects of any impediments identified in the jurisdictions analysis of impediments to fair housing choice. 91.520(a)***

IMPEDIMENT 1: DEVELOPMENT RELATED FACTORS – Discussed above in addressing barriers to affordable housing.

IMPEDIMENT 2: LACK OF DECENT HOUSING UNITS FOR LOW AND VERY LOW INCOME HOUSEHOLDS – During the 2018 Program Year, actions to increase decent housing units for low and very low income households are discussed throughout the CAPER. Decent, affordable, and safe housing was a primary focus. The 2019 Program Year will look forward to increasing the number of affordable rental units located throughout the county with several large affordable housing developments being completed and another under construction.

IMPEDIMENT 3: A LACK OF RAPID REHOUSING OPTIONS AND TRANSITIONAL HOUSING – As of 2016, ESG funding will be directly allocated to the State of Colorado instead of Adams County. Local non-profits can apply for the county's allocation of ESG funding directly from the State.

IMPEDIMENT 4: LOCAL GOVERNMENT AND COUNTY REGULATIONS AND FEES CAN BE IMPEDIMENTS IF THOSE ITEMS LIMIT THE SUPPLY OF DECENT, AFFORDABLE HOUSING – see above in discussion on removing barriers to affordable housing. This is also addressed by the BHPNA.

IMPEDIMENT 5: UNDERSTANDABLE FAIR HOUSING INFORMATION IS DIFFICULT TO OBTAIN FOR CONSUMERS, REALTORS, LENDERS AND OTHER HOUSING PROVIDERS – Adams County adopted the BHPNA in July 2018. The primary goal of the plan is to address and adopt policies relating to attainable housing. These actions along with others discussed throughout the CAPER, will bring together like-minded organizations to increase affordable housing in Adams County. In addition, the county works closely with its subgrantees to ensure delivery of essential information to its consumers, realtors, lenders, and other housing providers, where applicable.

Additionally, the lack of appropriate and affordable housing is also an impediment to fair housing choice in that it disparately impacts persons based on color, national origin, sex, religion, familial status, or disability. By implementing the goals associated with the Adams County Consolidated Plan and Annual Action Plan successfully, a measurable impact will be made for people in protected classes.

## **CR-40 - Monitoring 91.220 and 91.230**

***Describe the standards and procedures used to monitor activities carried out in furtherance of the plan and used to ensure long-term compliance with requirements of the programs involved, including minority business outreach and the comprehensive planning requirements***

During Program Year 2015, Adams County identified that the historic monitoring process was in need of being reevaluated. In January 2016, the county created and began executing a new monitoring process. The county conducts its monitoring process through four types of monitoring of its Subgrantees/Subrecipients as outlined below:

- Individual Monitoring – Includes ongoing contact with the Subrecipients/Subgrantees to provide guidance in order to prevent potential issues and ensure compliance with Federal regulations.
- Desktop Monitoring – Completed on an ongoing basis while the project is still open and completed annually after closeout. This includes review of Subrecipients'/Subgrantees' quarterly or annual reports, financial audits, and compliance with CDBG and HOME and crosscutting Federal regulations. This type of monitoring enables the county to analyze information such as accomplishments and expenditures and compliance with Federal regulations, which, in turn, helps determine the need for additional technical assistance or future on-site visits. This monitoring also ensures that completed activities continue to be used for the same purpose and continue to benefit eligible populations. The review of reports is completed on a quarterly basis for current projects, and annually for previously funded projects that are required to continue to benefit low and moderate income populations. If Davis-Bacon is applicable to the project, the payrolls are reviewed on an ongoing basis until the project is fully completed.
- On-site Monitoring – All activities are monitored on-site upon final payment. As a standard, Adams County will conduct subsequent on-site monitoring every three years until the compliance or affordability period is met. However, depending on the results of the desktop and/or on-site monitoring, the county may monitor more frequently if there is an indication of instability in the Subrecipient/Subgrantee. The monitoring consists of interviews with key staff and a review of pertinent records. The county also conducted on-site Davis-Bacon interviews for any construction project that took place during Program Year 2018.
- Drawdown Requests – County staff reviewed drawdown requests and supporting documents for compliance with all reporting requirements and to verify the Subrecipient/Subgrantee is requesting reimbursement for approved purchases as outlined in the contract. This process is completed through a three-tiered review by staff.

In addition to the above, if an activity is subject to Section 3 of the Housing and Urban Development Act or required to report on Minority or Women Owned Businesses (MBE/WBE) utilized, Adams County provides additional information, technical assistance, and forms. County staff discusses the requirements applicable to the regulations with both the Subgrantee and subcontractor during the RFP process, pre-construction meetings, Davis-Bacon interviews, and post completion technical assistance.

***Citizen Participation Plan 91.105(d); 91.115(d)***

***Describe the efforts to provide citizens with reasonable notice and an opportunity to comment on performance reports.***

The county's Citizen Participation Plan requires that the CAPER be made available for public review and comment for a minimum of fifteen (15) days. A Public Notice announcing the CAPER availability for public review and comment was published in local newspapers Brighton Blade and Northglenn-Thornton Sentinel in both English and Spanish. Additionally, the Public Notice informed people with disabilities that Adams County makes reasonable accommodations for disabilities that interfere with full access to any program, service, or activity, including the public participation process as well as contact information for those services. The Public Notice was published on October 31 and November 1, 2019 respectively, and advised the public that comments on the CAPER would be taken through November 19, 2019 when it is acknowledged by the Board of County Commissioners at a public hearing. The notice was also published on the Adams County webpage (<http://www.adcogov.org/announcements-and-latest-news>), as well as the county's website under the Public Hearing announcements ([www.adcogov.org](http://www.adcogov.org)). Residents also had the opportunity to speak at the public hearing at the Adams County Government Center. Adams County Government Center is fully accessible to persons with disabilities.

Adams County is prepared to take comments from non-English speaking and hearing impaired residents at any time. Interpretation is available through a translation service if a person calls or comes into the county who does not speak English. Hearing impaired individuals have access to teletypewriter (TTY) relay service through the phone companies. Should a non-English speaking person or hearing impaired person want to attend the public hearing, staff will arrange translation or interpretation services, if given advanced notice.

Additionally, Adams County solicited participation from four organizations identified as representing racial and ethnic groups in Adams County by requesting comment on the CAPER. These organizations included the Hmong American Association of Colorado, the Asian Pacific Development Center, the Colorado Singh Sabha, and Servicios de la Raza.

No comments were received during the public comment period.

**CR-45 - CDBG 91.520(c)**

***Specify the nature of, and reasons for, any changes in the jurisdiction's program objectives and indications of how the jurisdiction would change its programs as a result of its experiences.***

In recent years, Adams County recognized and rose to the challenge of raising the bar in service excellence. In Program Year 2018, the county vowed to continue its momentum with improvement of its internal processes. The county accomplished a tremendous amount of work since 2015 and continues to work toward improving its internal goals of maximizing CDBG and HOME to its fullest potential.

During the 2015 Program Year many historic issues were uncovered and addressed including, but not limited to, revamping CDBG policies and procedures, improving city partnerships, applications, contracts, and file management. The county continued to fine tune process improvements and monitoring strategies in Program Year 2018. As staff continues to improve, Adams County will be increasingly effective in properly directing funds to activities that have the greatest impact on the community's quality of life.

***Does this Jurisdiction have any open Brownfields Economic Development Initiative (BEDI) grants?***

No

***[BEDI grantees] Describe accomplishments and program outcomes during the last year.***

N/A

## **CR-50 - HOME 91.520(d)**

***Include the results of on-site inspections of affordable rental housing assisted under the program to determine compliance with housing codes and other applicable regulations***

Please list those projects that should have been inspected on-site this program year based upon the schedule in §92.504(d). Indicate which of these were inspected and a summary of issues that were detected during the inspection. For those that were not inspected, please indicate the reason and how you will remedy the situation.

In 2016, Adams County set out to restructure the HOME monitoring policies and procedures as outlined in CR-40. County staff researched and gathered pertinent information (i.e. affordability period, management companies, number of home-assisted units, etc.) and established a matrix of properties in order to systematically conduct monitoring on all applicable activities. There are twenty three (25) affordable rental housing projects subject to program compliance, including two (2) former HOME properties that used NSP funds to keep the properties solvent during the affordability period. During the 2018 Program Year, county staff conducted 9 on-site inspections:

- Holly Gardens – No findings or concerns.
- Prairie Rose Plaza – No findings or concerns.
- Hughes Station – Concerns regarding the physical inspection of the property was being addressed but was not closed out by the end of the program year.
- Jessup Duplexes – No findings or concerns.
- Prairie Creek Senior Living - No findings or concerns.
- Village by the Park – No findings or concerns.
- Alto – No findings or concerns.
- Orchard Hill – No findings or concerns.
- Westminster Commons – No findings or concerns.

During the 2018 Program Year, the county completed its monitoring goals and according to its schedule of all HOME projects. All HOME monitorings are on a schedule for future monitorings during the applicable affordability periods. Additionally, staff provides technical assistance to all property owners/managers and they are aware of their annual obligations (i.e. rent rolls, financial audits, affirmative marketing plan, etc.) for desktop monitorings. They are also aware of on-site monitorings which will take place at a minimum of every three years. Lastly, the county emphasizes property owners to keep the county apprised of any changes in management, financial concerns or conditions which would make the property not in compliance with HOME rules.

***Provide an assessment of the jurisdiction's affirmative marketing actions for HOME units. 92.351(b)***

As part of the underwriting and subsidy layering review, Adams County requires all HOME applicants to provide the agency's affirmative marketing plan. Without a complete and compliant affirmative marketing plan, the county will not approve the underwriting and will not move the project forward for Board approval. The county will provide technical assistance as needed, but all HOME projects must have an approved affirmative marketing plan. Furthermore, as part of the HOME monitoring, the county annually requests and reviews HOME recipients affirmative marketing plan to ensure continued HOME compliance.

***Refer to IDIS reports to describe the amount and use of program income for projects, including the number of projects and owner and tenant characteristics***

The county received approximately \$129,500 in HOME Program Income (PI) during Program Year 2018. Adams County carried forward program income received in 2018 to activities in the 2019 AAP.

***Describe other actions taken to foster and maintain affordable housing. 91.220(k) (STATES ONLY: Including the coordination of LIHTC with the development of affordable housing). 91.320(j)***

Adams County has implemented a more robust underwriting and subsidy layering review and will not commit HOME funds nor recommend projects to the Board of County Commissioners unless an applicant has secured all necessary funding. In line with this approach, and to continue fostering and maintaining affordable housing in Adams County. Multifamily projects typically require LIHTC, thus, the county works closely with the developers in coordinating efforts for project feasibility. Additionally, the county is in the process of developing a local Housing Trust Fund (HTF), a specific strategy outlined in the BHPNA, with local funds to further support affordable housing.

# CR-60 - ESG 91.520(g) (ESG Recipients only)

## ESG Supplement to the CAPER in e-snaps

### For Paperwork Reduction Act

#### 1. Recipient Information—All Recipients Complete

##### Basic Grant Information

Recipient Name	ADAMS COUNTY
Organizational DUNS Number	076476373
EIN/TIN Number	846000732
Identify the Field Office	DENVER
Identify CoC(s) in which the recipient or subrecipient(s) will provide ESG assistance	

##### ESG Contact Name

Prefix	Ms
First Name	Melissa
Middle Name	0
Last Name	Scheere
Suffix	0
Title	Community Development Manager

##### ESG Contact Address

Street Address 1	4430 S. Adams County Pkwy
Street Address 2	0
City	Brighton
State	CO
ZIP Code	-
Phone Number	7205236210
Extension	0
Fax Number	0
Email Address	mscheere@adcogov.org

##### ESG Secondary Contact

Prefix	Mr
First Name	Richard
Last Name	Reed
Suffix	0
Title	Community Development Coordinator
Phone Number	7205236203
Extension	0
Email Address	rreed@adcogov.org



**2. Reporting Period—All Recipients Complete**

<b>Program Year Start Date</b>	07/01/2018
<b>Program Year End Date</b>	06/30/2019

**3a. Subrecipient Form – Complete one form for each subrecipient**

**Subrecipient or Contractor Name**  
**City**  
**State**  
**Zip Code**  
**DUNS Number**  
**Is subrecipient a victim services provider**  
**Subrecipient Organization Type**  
**ESG Subgrant or Contract Award Amount**

## CR-65 - Persons Assisted

### 4. Persons Served

#### 4a. Complete for Homelessness Prevention Activities

Number of Persons in Households	Total
Adults	-
Children	-
Don't Know/Refused/Other	-
Missing Information	-
<b>Total</b>	-

Table 16 – Household Information for Homeless Prevention Activities

#### 4b. Complete for Rapid Re-Housing Activities

Number of Persons in Households	Total
Adults	-
Children	-
Don't Know/Refused/Other	-
Missing Information	-
<b>Total</b>	-

Table 17 – Household Information for Rapid Re-Housing Activities

#### 4c. Complete for Shelter

Number of Persons in Households	Total
Adults	-
Children	-
Don't Know/Refused/Other	-
Missing Information	-
<b>Total</b>	-

Table 18 – Shelter Information

**4d. Street Outreach**

<b>Number of Persons in Households</b>	<b>Total</b>
Adults	-
Children	-
Don't Know/Refused/Other	-
Missing Information	-
<b>Total</b>	-

**Table 19 – Household Information for Street Outreach**

**4e. Totals for all Persons Served with ESG**

<b>Number of Persons in Households</b>	<b>Total</b>
Adults	-
Children	-
Don't Know/Refused/Other	-
Missing Information	-
<b>Total</b>	-

**Table 20 – Household Information for Persons Served with ESG**

**5. Gender—Complete for All Activities**

	<b>Total</b>
Male	-
Female	-
Transgender	-
Don't Know/Refused/Other	-
Missing Information	-
<b>Total</b>	-

**Table 21 – Gender Information**

**6. Age—Complete for All Activities**

	<b>Total</b>
Under 18	-
18-24	-
25 and over	-
Don't Know/Refused/Other	-
Missing Information	-
<b>Total</b>	-

**Table 22 – Age Information**

**7. Special Populations Served—Complete for All Activities**

**Number of Persons in Households**

<b>Subpopulation</b>	<b>Total</b>	<b>Total Persons Served – Prevention</b>	<b>Total Persons Served – RRH</b>	<b>Total Persons Served in Emergency Shelters</b>
Veterans	-	-	-	-
Victims of Domestic Violence	-	-	-	-
Elderly	-	-	-	-
HIV/AIDS	-	-	-	-
Chronically Homeless	-	-	-	-
<b>Persons with Disabilities:</b>				
Severely Mentally Ill	-	-	-	-
Chronic Substance Abuse	-	-	-	-
Other Disability	-	-	-	-
Total (unduplicated if possible)	-	-	-	-

**Table 23 – Special Population Served**

**CR-70 – ESG 91.520(g) - Assistance Provided and Outcomes**

**10. Shelter Utilization**

Number of New Units - Rehabbed	0
Number of New Units - Conversion	0
Total Number of bed-nights available	0
Total Number of bed-nights provided	0
Capacity Utilization	0.00%

**Table 24 – Shelter Capacity**

**11. Project Outcomes Data measured under the performance standards developed in consultation with the CoC(s)**

This section of the CAPER is not applicable as the county did not accept ESG funds in PY 2018.

## CR-75 – Expenditures

### 11. Expenditures

#### 11a. ESG Expenditures for Homelessness Prevention

	Dollar Amount of Expenditures in Program Year		
	2016	2017	2018
Expenditures for Rental Assistance	-	-	-
Expenditures for Housing Relocation and Stabilization Services - Financial Assistance	-	-	-
Expenditures for Housing Relocation & Stabilization Services - Services	-	-	-
Expenditures for Homeless Prevention under Emergency Shelter Grants Program	-	-	-
<b>Subtotal Homelessness Prevention</b>	-	-	-

Table 25 – ESG Expenditures for Homelessness Prevention

#### 11b. ESG Expenditures for Rapid Re-Housing

	Dollar Amount of Expenditures in Program Year		
	2016	2017	2018
Expenditures for Rental Assistance	-	-	-
Expenditures for Housing Relocation and Stabilization Services - Financial Assistance	-	-	-
Expenditures for Housing Relocation & Stabilization Services - Services	-	-	-
Expenditures for Homeless Assistance under Emergency Shelter Grants Program	-	-	-
<b>Subtotal Rapid Re-Housing</b>	-	-	-

Table 26 – ESG Expenditures for Rapid Re-Housing

#### 11c. ESG Expenditures for Emergency Shelter

	Dollar Amount of Expenditures in Program Year		
	2016	2017	2018
Essential Services	-	-	-
Operations	-	-	-
Renovation	-	-	-
Major Rehab	-	-	-
Conversion	-	-	-
<b>Subtotal</b>	-	-	-

Table 27 – ESG Expenditures for Emergency Shelter

**11d. Other Grant Expenditures**

	Dollar Amount of Expenditures in Program Year		
	2016	2017	2018
Street Outreach	-	-	-
HMIS	-	-	-
Administration	-	-	-

Table 28 - Other Grant Expenditures

**11e. Total ESG Grant Funds**

Total ESG Funds Expended	2016	2017	2018
-	-	-	-

Table 29 - Total ESG Funds Expended

**11f. Match Source**

	2016	2017	2018
Other Non-ESG HUD Funds	-	-	-
Other Federal Funds	-	-	-
State Government	-	-	-
Local Government	-	-	-
Private Funds	-	-	-
Other	-	-	-
Fees	-	-	-
Program Income	-	-	-
<b>Total Match Amount</b>	-	-	-

Table 30 - Other Funds Expended on Eligible ESG Activities

**11g. Total**

Total Amount of Funds Expended on ESG Activities	2016	2017	2018
-	-	-	-

Table 31 - Total Amount of Funds Expended on ESG Activities

# Appendix A - CR-10 Supplemental Table

APPENDIX A - CR-10 SUPPLEMENTAL TABLE: CDBG & HOME FUNDED PROJECTS - BENEFICIARY DEMOGRAPHICS														
Activity	Total Number of Clients/ Households	White	Black/ African American (AA)	Asian	American Indian (AI)/ Alaskan Native	Native Hawaiian/ Pacific Islander	Black/ AA & White	Asian & White	AI & White	AI & Black/ AA	Other Multi-Racial	Hispanic	Female Head of Household	Persons with Disabilities
<b>CDBG Housing Activities</b>														
Adams County Minor Home Repair (MHR)	14	10	0	1	2	0	0	0	0	0	1	4	5	2
Brighton MHR	5	5	0	0	0	0	0	0	0	0	0	5	2	2
Federal Heights MHR	8	7	0	0	0	0	0	0	1	0	0	1	13	1
<b>HOME Housing Activities</b>														
Brighton Housing Authority - Jessup St. Duplexes	3	3	0	0	0	0	0	0	0	0	0	3	3	0
Vistas at Panorama Pointe	3	2	0	0	0	0	0	0	0	0	1	1	0	0

ADAMS COUNTY DEMOGRAPHICS*									
	White	Black/ AA	Asian	AI/ Alaskan Native	Native Hawaiian/ Pacific Islander	Other Race/ Two or More Races	Hispanic	Female Head of Household	Persons with Disabilities
<b>Total Population**</b>									
511,868	375,199 73.3%	15,868 3.1%	18,427 3.6%	6,654 1.3%	512 0.1%	95,207 18.6%	194,510 38.0%	22,253 13.60%	28,760 10.50%

\*Demographic percentages based off of 2012-2016 American Community Survey 5-Year Estimates, Selected Social Characteristics in the United States  
 \*\* Annual Estimates of the Resident Population: April 1, 2010 to July 1, 2018, Source: U.S. Census Bureau, Population Division



# Appendix B - Resolution

BOARD OF COUNTY COMMISSIONERS FOR  
ADAMS COUNTY, STATE OF COLORADO

RESOLUTION ACKNOWLEDGING PUBLIC HEARING FOR THE ADAMS COUNTY 2018  
CONSOLIDATED ANNUAL PERFORMANCE EVALUATION REPORT

Resolution 2019-638

WHEREAS, Adams County (County) annually receives U.S. Department of Housing and Urban Development (HUD) Community Development Block Grant and HOME Investment Partnerships Program funds; and,

WHEREAS, HUD requires a Consolidated Annual Performance Evaluation Report to be submitted annually for the previous program year; and,

WHEREAS, pursuant to 24 CFR 91.105, HUD requires the County to hold a public hearing for the Consolidated Annual Performance Evaluation Report; and,

WHEREAS, the required 15-day public comment period was completed prior to the November 19, 2019 public hearing; and,

WHEREAS, the Board of County Commissioners is not required to formally approve or adopt the Consolidated Annual Performance Evaluation Report.

NOW, THEREFORE, BE IT RESOLVED, by the Board of County Commissioners, County of Adams, State of Colorado, that Adams County held the required public hearing for the 2018 Consolidated Annual Performance Evaluation Report and the report will be subsequently submitted to HUD for review and acceptance.

Upon motion duly made and seconded the foregoing resolution was adopted by the following vote:

Henry	_____	Aye
Tedesco	_____	Excused
Pinter	_____	Aye
<b>O'Doriso</b>	_____	Aye
Hodge	_____	Aye
		Commissioners

STATE OF COLORADO )  
County of Adams )

I, Josh Zygielbaum, County Clerk and ex-officio Clerk of the Board of County Commissioners in and for the County and State aforesaid do hereby certify that the annexed and foregoing Order is truly copied from the Records of the Proceedings of the Board of County Commissioners for said Adams County, now in my office.

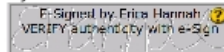
IN WITNESS WHEREOF, I have hereunto set my hand and affixed the seal of said County, at Brighton, Colorado this 19<sup>th</sup> day of November, A.D. 2019.

County Clerk and ex-officio Clerk of the Board of County Commissioners

Josh Zygielbaum:



By:



Deputy


# Appendix C - Affidavits of Publication and Web Post

Colorado Community Media  
750 W. Hampden Ave., Suite 225  
Englewood, CO 80110

## AFFIDAVIT OF PUBLICATION

State of Colorado }  
County of Adams } ss

This Affidavit of Publication for the Northglenn-Thornton Sentinel, a weekly newspaper, printed and published for the County of Adams, State of Colorado, hereby certifies that the attached legal notice was published in said newspaper once in each week, for 1 successive week(s), the last of which publication was made on the **31st** day of **October** A.D., 2019, and that copies of each number of said paper in which said Public Notice was published were delivered by carriers or transmitted by mail to each of the subscribers of said paper, according to their accustomed mode of business in this office.




For the Northglenn-Thornton Sentinel

State of Colorado }  
County of Arapahoe } ss

The above Affidavit and Certificate of Publication was subscribed and sworn to before by the above named Gerard Healey, publisher of said newspaper, who is personally known to me to be the identical person in the above certificate on the **31st** day of **October** A.D., 2019. Gerard Healey has verified to me that he has adopted an electronic signature to function as his signature on this document.

20004025550-736570



Carla Bethke  
Notary Public  
My commission expires April 11, 2022

### PUBLIC NOTICE

Adams County, Colorado

Adams County Community Development (ACCD) is inviting comments starting November 1, 2019 on the 2019 Consolidated Annual Performance Evaluation Report (CAPER) for the Community Development Block Grant Program (CDBG) and HOME Investment Partnerships Program (HOME) covering the period July 1, 2018 through June 30, 2019.

Adams County, Colorado has drafted its CAPER for grant year 2018. ACCD invites comments from citizens on the CAPER. This report covers the County's activities with CDBG and HOME in program year 2018. Budgetary and benefit information is contained in the report. The CAPER is available for review by any interested person or agency on the County's website at <http://www.adco.gov.org/announcements-and-latest-news> or at the following location:

Adams County Community Development  
4430 S. Adams County Parkway  
Brighton, CO 80601

Citizens, public agencies, and other interested parties are encouraged to submit written comments to Ric Reed, Senior Community Development Coordinator, via email at [rreed@adco.gov.org](mailto:rreed@adco.gov.org) or at the address above from November 1, 2019 through November 10, 2019 or at the open public comment at the public hearing (at the address above) 9:30 a.m. on November 19, 2019. For additional questions please contact Ric Reed at (720) 523-6203.

Adams County does not discriminate on the basis of disability in the admission to, access to, or operations of programs, services, or activities, including the public participation process. Adams County makes reasonable accommodations for disabilities that interfere with full access to any program, service, or activity, including the public participation process. You may contact Ric Reed at (720) 523-6203 (or 711 for the state relay service) or write to 4430 S. Adams County Parkway, Brighton, CO 80601 to make a reasonable accommodation request. Para interpretar la información en español, llame al (720) 523-6203.

Condado de Adams, Colorado  
NOTICIA PÚBLICA

El Desarrollo Comunitario del Condado de Adams (ACCD) está invitando a comentarios a partir del 1 de noviembre de 2019 sobre el Informe Anual Consolidado de Evaluación de Desempeño (CAPER) de 2018 para el Programa de Subvención Global de Desarrollo Comunitario (CDBG) y el Programa de Alianzas de Inversión HOME (HOME) que cubre el período 1 de julio, 2018 hasta el 30 de junio de 2019.

El condado de Adams, Colorado, ha redactado su CAPER para el año de subvención 2018. ACCD invita a los ciudadanos a comentar sobre el CAPER. Este informe cubre las actividades del Condado con CDBG y HOME en el año del programa 2018. La información presupuestaria y de beneficios está contenida en el informe. El CAPER está disponible para su revisión por cualquier persona o agencia interesada en el sitio web del Condado en <http://www.adco.gov.org/announcements-and-latest-news> o en la siguiente ubicación:

Adams County Community Development  
4430 S. Adams County Parkway  
Brighton, CO 80601

Se alienta a los ciudadanos, las agencias públicas y otras partes interesadas a enviar comentarios por escrito a Ric Reed, Coordinador Senior de Desarrollo Comunitario, por correo electrónico a rreed@adco.gov.org o a la dirección anterior del 1 de noviembre de 2019 al 18 de noviembre de 2019 o en el comentario público abierto en la audiencia pública (en la dirección anterior) a las 9:30 a.m. del 19 de noviembre de 2019. Para preguntas adicionales, comuníquese con Ric Reed al (720) 523-6203.

El Condado de Adams no discrimina por motivos de discapacidad en la admisión, acceso u operaciones de programas, servicios o actividades, incluido el proceso de participación pública. El condado de Adams hace adaptaciones razonables para discapacidades que interfieren con el acceso total a cualquier programa, servicio o actividad, incluido el proceso de participación pública. Puede comunicarse con Ric Reed al (720) 523-6203 (o 711 para el servicio estatal de retransmisión) o escribir al 4430 S. Adams County Parkway, Brighton, CO 80603 para hacer una solicitud de acomodación razonable. Para interpretar la información en español, llame al (720) 523-6200.

Legal Notice No.: 704680  
First Publication: October 31, 2019  
Last Publication: October 31, 2019  
Publisher: Northglenn-Thornton Sentinel

**PROOF OF PUBLICATION  
BRIGHTON STANDARD BLADE  
COUNTY OF ADAMS SS.  
STATE OF COLORADO**

I, Steve Smith, do solemnly swear that I am the Publisher of the **Brighton Standard Blade** is a weekly newspaper printed and published in the County of Adams, State of Colorado, and has a general circulation therein; that said newspaper has been published continuously and uninterruptedly in said county of Adams for a period of more than fifty-two consecutive weeks prior to the first publication of the annexed legal notice or advertisement; that said newspaper has been admitted to the United States mails as second-class matter under the provisions of the act of March 3, 1879, or any amendments thereof, and that said newspaper is a weekly newspaper duly qualified for publishing legal notices and advertisements within the meaning of the laws of the State of Colorado. That the annexed legal notice or advertisement was published in the regular and entire issue of every number of said weekly newspaper for the **period of ONE consecutive insertion(s)** and that the first publication of said notice was in the issue of newspaper, dated **30th day of October 2019** the last on the **30th day of October 2019**

*Stephen D. Smith*

Publisher, Subscribed and sworn before me, this **30th day of October 2019**

*Bobi Lopez*  
Notary Public.

Bobi Lopez  
Notary Public  
State of Colorado  
Notary ID 20024002511  
My Commission Expires  
March 26, 2023

**Adams County, Colorado  
PUBLIC NOTICE**

Adams County Community Development (ACCD) is inviting comments starting November 1, 2019 on the 2018 Consolidated Annual Performance Evaluation Report (CAPER) for the Community Development Block Grant Program (CDBG) and HOME Investment Partnerships Program (HOME) covering the period July 1, 2018 through June 30, 2019.

Adams County, Colorado has drafted its CAPER for grant year 2018. ACCD invites comments from citizens on the CAPER. This report covers the County's activities with CDBG and HOME in program year 2018. Budgetary and benefit information is contained in the report. The CAPER is available for review by any interested person or agency on the County's website at <http://www.adcogov.org/announcements-and-latest-news> or at the following location:

Adams County Community Development  
4430 S. Adams County Parkway  
Brighton, CO 80601

Citizens, public agencies, and other interested parties are encouraged to submit written comments to Ric Reed, Senior Community Development Coordinator, via email at [rreed@adcogov.org](mailto:rreed@adcogov.org) or at the address above from November 1, 2019 through November 18, 2019 or at the open public comment at the public hearing (at the address above) 9:30 a.m. on November 19, 2019. For additional questions please contact Ric Reed at (720) 523-6203.

Adams County does not discriminate on the basis of disability in the admission to, access to, or operations of programs, services, or activities, including the public participation process. Adams County makes reasonable accommodations for disabilities that interfere with full access to any program, service, or activity, including the public participation process. You may contact Ric Reed at (720) 523-6203 (or 711 for the state relay service) or write to 4430 S. Adams County Parkway, Brighton, CO 80601 to make a reasonable accommodation request. Para interpretar la información en español, llame al (720) 523-6200.

**Condado de Adams, Colorado  
NOTICIA PÚBLICA**

El Desarrollo Comunitario del Condado de Adams (ACCD) está invitando a comentarios a partir del 1 de noviembre de 2019 sobre el Informe Anual Consolidado de Evaluación de Desempeño (CAPER) de 2018 para el Programa de Subvención Global de Desarrollo Comunitario (CDBG) y el Programa de Alianzas de Inversión HOME (HOME) que cubre el periodo 1 de julio, 2018 hasta el 30 de junio de 2019.

El condado de Adams, Colorado, ha redactado su CAPER para el año de subvención 2018. ACCD invita a los ciudadanos a comentar sobre el CAPER. Este informe cubre las actividades del Condado con CDBG y HOME en el año del programa 2018. La información presupuestaria y de beneficios está contenida en el informe. El CAPER está disponible para su revisión por cualquier persona o agencia interesada en el sitio web del Condado en <http://www.adcogov.org/announcements-and-latest-news> o en la siguiente ubicación:

Adams County Community Development  
4430 S. Adams County Parkway  
Brighton, CO 80601

Se alienta a los ciudadanos, las agencias públicas y otras partes interesadas a enviar comentarios por escrito a Ric Reed, Coordinador Senior de Desarrollo Comunitario, por correo electrónico a [rreed@adcogov.org](mailto:rreed@adcogov.org) o a la dirección anterior del 1 de noviembre de 2019 al 18 de noviembre de 2019 o en el comentario público abierto en la audiencia pública (en la dirección anterior) a las 9:30 a.m. del 19 de noviembre de 2019. Para preguntas adicionales, comuníquese con Ric Reed al (720) 523-6203.

El Condado de Adams no discrimina por motivos de discapacidad en la admisión, acceso u operaciones de programas, servicios o actividades, incluido el proceso de participación pública. El condado de Adams hace adaptaciones razonables para discapacidades que interfieren con el acceso total a cualquier programa, servicio o actividad, incluido el proceso de participación pública. Puede comunicarse con Ric Reed al (720) 523-6203 (o 711 para el servicio estatal de retransmisión) o escribir al 4430 S. Adams County Parkway, Brighton, CO 80601 para hacer una solicitud de acomodación razonable. Para interpretar la información en español, llame al (720) 523-6200.

Published Brighton Standard Blade  
October 30, 2019  
000XBEU



[Home](#) > [Community & Economic Development](#) > [Announcements and Latest News](#)

## ANNOUNCEMENTS AND LATEST NEWS

### ≡ MENU

[Community & Economic Development Home](#)

[Community Development Home](#)

[Announcements & Latest News](#)

[Balanced Housing Plan and Needs Assessment](#)

[Brownfields Program](#)

[Community Development Block Grant](#)

>

[Community Development Success Stories](#)

[Fair Housing Laws](#)

[HOME Investment Partnerships Program](#)

[Resources and Reports](#)

>

[Staff Directory](#)

<http://www.adcogov.org/announcements-and-latest-news>

11/1/2019



## Announcements

### ADAMS COUNTY COMMUNITY AND ECONOMIC DEVELOPMENT DEPARTMENT (CEDD)

ADAMS COUNTY, COLORADO

#### PUBLIC NOTICE

Adams County Community Development (ACCD) is inviting comments starting November 1, 2019 on the **2018 Consolidated Annual Performance Evaluation Report (CAPER)** for the Community Development Block Grant Program (CDBG) and HOME Investment Partnerships Program (HOME) covering the period July 1, 2018 through June 30, 2019.

Adams County, Colorado has drafted its CAPER for grant year 2018. ACCD invites comments from citizens on the CAPER. This report covers the County's activities with CDBG and HOME in program year 2018. Budgetary and benefit information is contained in the report. The CAPER is available for review by any interested person [by clicking here](#) or at the following location:

Adams County Community Development  
4430 S. Adams County Parkway  
Brighton, CO 80601

Citizens, public agencies, and other interested parties are encouraged to submit written comments to Ric Reed, Senior Community Development Coordinator, via email at [rreed@adcogov.org](mailto:rreed@adcogov.org) or at the address above from November 1, 2019 through November 18, 2019 or at the open public comment at the public hearing (at the address above) 9:30 a.m. on November 19, 2019. For additional questions please contact Ric Reed at (720) 523-6203.

Adams County does not discriminate on the basis of disability in the admission to, access to, or operations of programs, services, or activities, including the public participation process. Adams County makes reasonable accommodations for disabilities that interfere with full access to any program, service, or activity, including the public participation process. You may contact Ric Reed at (720) 523-6203 (or 711 for the state relay service) or write to 4430 S. Adams County Parkway, Brighton, CO 80601 to make a reasonable accommodation request. Para interpretar la información en español, llame al (720) 523-6200.

CONDADO DE ADAMS, COLORADO

NOTICIA PÚBLICA

<http://www.adcogov.org/announcements-and-latest-news>

11/1/2019

CAPER

45

El Desarrollo Comunitario del Condado de Adams (ACCD) está invitando a comentarios a partir del 1 de noviembre de 2019 sobre el Informe Anual Consolidado de Evaluación de Desempeño (CAPER) de 2018 para el Programa de Subvención Global de Desarrollo Comunitario (CDBG) y el Programa de Alianzas de Inversión HOME (HOME) que cubre el periodo 1 de julio, 2018 hasta el 30 de junio de 2019.

El condado de Adams, Colorado, ha redactado su CAPER para el año de subvención 2018. ACCD invita a los ciudadanos a comentar sobre el CAPER. Este informe cubre las actividades del Condado con CDBG y HOME en el año del programa 2018. La información presupuestaria y de beneficios está contenida en el informe. El CAPER está disponible para su revisión por cualquier persona o agencia interesada haciendo [clic aquí](#) o en la siguiente ubicación:

Adams County Community Development  
4430 S. Adams County Parkway  
Brighton, CO 80601

Se alienta a los ciudadanos, las agencias públicas y otras partes interesadas a enviar comentarios por escrito a Ric Reed, Coordinador Senior de Desarrollo Comunitario, por correo electrónico a [rreed@adcogov.org](mailto:rreed@adcogov.org) o a la dirección anterior del 1 de noviembre de 2019 al 18 de noviembre de 2019 o en el comentario público abierto en la audiencia pública (en la dirección anterior) a las 9:30 a.m. del 19 de noviembre de 2019. Para preguntas adicionales, comuníquese con Ric Reed al (720) 523-6203.

El Condado de Adams no discrimina por motivos de discapacidad en la admisión, acceso u operaciones de programas, servicios o actividades, incluido el proceso de participación pública. El condado de Adams hace adaptaciones razonables para discapacidades que interfieren con el acceso total a cualquier programa, servicio o actividad, incluido el proceso de participación pública. Puede comunicarse con Ric Reed al (720) 523-6203 (o 711 para el servicio estatal de retransmisión) o escribir al 4430 S. Adams County Parkway, Brighton, CO 80601 para hacer una solicitud de acomodación razonable. Para interpretar la información en español, llame al (720) 523-6200.

---

## MORE INFORMATION

- Adams County's HUD program year runs from July 1-June 30.
- The 2019 CDBG & HOME cycles are now closed.
- [Click here for instructions on eligibility information and how to apply for Adams County CDBG and HOME funds](#)

---

## THE BALANCED HOUSING PLAN & NEEDS ASSESSMENT

Data collection, stakeholder meetings, and focus groups for the Needs Assessment are now complete. Please [click here](#) to view Adams County's Balanced Housing Plan. For more information on the Balanced Housing Plan and Needs Assessment, [click here](#).

Adams County Government Center • 4430 South Adams County Parkway • Brighton, Colorado  
80601 • Ph: 303.659.2120 | 800.824.7842



# Appendix D - PR-26



Office of Community Planning and Development  
 U.S. Department of Housing and Urban Development  
 Integrated Disbursement and Information System  
 PR26 - CDBG Financial Summary Report  
 Program Year 2018  
 ADAMS COUNTY , CO

DATE: 10-17-19  
 TIME: 10:44  
 PAGE: 1

<b>PART I: SUMMARY OF CDBG RESOURCES</b>	
01 UNEXPENDED CDBG FUNDS AT END OF PREVIOUS PROGRAM YEAR	0.00
02 ENTITLEMENT GRANT	1,309,418.00
03 SURPLUS URBAN RENEWAL	0.00
04 SECTION 108 GUARANTEED LOAN FUNDS	0.00
05 CURRENT YEAR PROGRAM INCOME	308,000.00
05a CURRENT YEAR SECTION 108 PROGRAM INCOME (FOR SI TYPE)	0.00
06 FUNDS RETURNED TO THE LINE-OF-CREDIT	0.00
06a FUNDS RETURNED TO THE LOCAL CDBG ACCOUNT	0.00
07 ADJUSTMENT TO COMPUTE TOTAL AVAILABLE	0.00
08 TOTAL AVAILABLE (SUM, LINES 01-07)	1,617,418.00
<b>PART II: SUMMARY OF CDBG EXPENDITURES</b>	
09 DISBURSEMENTS OTHER THAN SECTION 108 REPAYMENTS AND PLANNING/ADMINISTRATION	698,270.93
10 ADJUSTMENT TO COMPUTE TOTAL AMOUNT SUBJECT TO LOW/MOD BENEFIT	0.00
11 AMOUNT SUBJECT TO LOW/MOD BENEFIT (LINE 09 + LINE 10)	698,270.93
12 DISBURSED IN IDIS FOR PLANNING/ADMINISTRATION	91,159.00
13 DISBURSED IN IDIS FOR SECTION 108 REPAYMENTS	0.00
14 ADJUSTMENT TO COMPUTE TOTAL EXPENDITURES	0.00
15 TOTAL EXPENDITURES (SUM, LINES 11-14)	789,429.93
16 UNEXPENDED BALANCE (LINE 08 - LINE 15)	827,988.07
<b>PART III: LOW/MOD BENEFIT THIS REPORTING PERIOD</b>	
17 EXPENDED FOR LOW/MOD HOUSING IN SPECIAL AREAS	0.00
18 EXPENDED FOR LOW/MOD MULTI-UNIT HOUSING	0.00
19 DISBURSED FOR OTHER LOW/MOD ACTIVITIES	698,270.93
20 ADJUSTMENT TO COMPUTE TOTAL LOW/MOD CREDIT	0.00
21 TOTAL LOW/MOD CREDIT (SUM, LINES 17-20)	698,270.93
22 PERCENT LOW/MOD CREDIT (LINE 21/LINE 11)	100.00%
<b>LOW/MOD BENEFIT FOR MULTI-YEAR CERTIFICATIONS</b>	
23 PROGRAM YEARS(PY) COVERED IN CERTIFICATION	PY: PY: PY:
24 CUMULATIVE NET EXPENDITURES SUBJECT TO LOW/MOD BENEFIT CALCULATION	0.00
25 CUMULATIVE EXPENDITURES BENEFITING LOW/MOD PERSONS	0.00
26 PERCENT BENEFIT TO LOW/MOD PERSONS (LINE 25/LINE 24)	0.00%
<b>PART IV: PUBLIC SERVICE (PS) CAP CALCULATIONS</b>	
27 DISBURSED IN IDIS FOR PUBLIC SERVICES	0.00
28 PS UNLIQUIDATED OBLIGATIONS AT END OF CURRENT PROGRAM YEAR	0.00
29 PS UNLIQUIDATED OBLIGATIONS AT END OF PREVIOUS PROGRAM YEAR	0.00
30 ADJUSTMENT TO COMPUTE TOTAL PS OBLIGATIONS	0.00
31 TOTAL PS OBLIGATIONS (LINE 27 + LINE 28 - LINE 29 + LINE 30)	0.00
32 ENTITLEMENT GRANT	1,309,418.00
33 PRIOR YEAR PROGRAM INCOME	2,257,000.00
34 ADJUSTMENT TO COMPUTE TOTAL SUBJECT TO PS CAP	0.00
35 TOTAL SUBJECT TO PS CAP (SUM, LINES 32-34)	3,566,418.00
36 PERCENT FUNDS OBLIGATED FOR PS ACTIVITIES (LINE 31/LINE 35)	0.00%
<b>PART V: PLANNING AND ADMINISTRATION (PA) CAP</b>	
37 DISBURSED IN IDIS FOR PLANNING/ADMINISTRATION	91,159.00
38 PA UNLIQUIDATED OBLIGATIONS AT END OF CURRENT PROGRAM YEAR	206,957.49
39 PA UNLIQUIDATED OBLIGATIONS AT END OF PREVIOUS PROGRAM YEAR	36,232.89
40 ADJUSTMENT TO COMPUTE TOTAL PA OBLIGATIONS	0.00
41 TOTAL PA OBLIGATIONS (LINE 37 + LINE 38 - LINE 39 +LINE 40)	261,883.60
42 ENTITLEMENT GRANT	1,309,418.00
43 CURRENT YEAR PROGRAM INCOME	308,000.00
44 ADJUSTMENT TO COMPUTE TOTAL SUBJECT TO PA CAP	(308,000.00)
45 TOTAL SUBJECT TO PA CAP (SUM, LINES 42-44)	1,309,418.00
46 PERCENT FUNDS OBLIGATED FOR PA ACTIVITIES (LINE 41/LINE 45)	20.00%



Office of Community Planning and Development  
 U.S. Department of Housing and Urban Development  
 Integrated Disbursement and Information System  
 PR26 - CDBG Financial Summary Report  
 Program Year 2018  
 ADAMS COUNTY , CO

DATE: 10-17-19  
 TIME: 10:44  
 PAGE: 2

LINE 17 DETAIL: ACTIVITIES TO CONSIDER IN DETERMINING THE AMOUNT TO ENTER ON LINE 17  
 Report returned no data.

LINE 18 DETAIL: ACTIVITIES TO CONSIDER IN DETERMINING THE AMOUNT TO ENTER ON LINE 18  
 Report returned no data.

LINE 19 DETAIL: ACTIVITIES INCLUDED IN THE COMPUTATION OF LINE 19

Plan Year	IDIS Project	IDIS Activity	Voucher Number	Activity Name	Matrix Code	National Objective	Drawn Amount
2018	2	2089	6274093	City of Northglenn - Bicycle & Pedestrian Improvements Activity Delivery	03K	LMA	\$150.00
2018	2	2089	6289512	City of Northglenn - Bicycle & Pedestrian Improvements Activity Delivery	03K	LMA	\$459.22
					03K	Matrix Code	\$609.22
2016	4	2057	6165599	Adams County - Berkeley ADA Sidewalks and Ramps	03L	LMA	\$44,929.68
2016	4	2057	6182814	Adams County - Berkeley ADA Sidewalks and Ramps	03L	LMA	\$273.03
2016	4	2057	6188180	Adams County - Berkeley ADA Sidewalks and Ramps	03L	LMA	\$44,740.21
2016	4	2057	6189863	Adams County - Berkeley ADA Sidewalks and Ramps	03L	LMA	\$278.23
2016	4	2057	6203642	Adams County - Berkeley ADA Sidewalks and Ramps	03L	LMA	\$378.40
2016	4	2057	6213135	Adams County - Berkeley ADA Sidewalks and Ramps	03L	LMA	\$20,158.09
2016	4	2057	6231782	Adams County - Berkeley ADA Sidewalks and Ramps	03L	LMA	\$372.05
2017	2	2080	6216996	City of Northglenn - ADA Sidewalks and Ramps	03L	LMA	\$194,850.00
2017	2	2080	6229891	City of Northglenn - ADA Sidewalks and Ramps	03L	LMA	\$9,902.35
2017	2	2081	6189671	City of Northglenn - ADA Sidewalks and Ramps Activity Delivery	03L	LMA	\$216.46
2017	2	2081	6203657	City of Northglenn - ADA Sidewalks and Ramps Activity Delivery	03L	LMA	\$252.28
2017	2	2081	6207345	City of Northglenn - ADA Sidewalks and Ramps Activity Delivery	03L	LMA	\$180.11
					03L	Matrix Code	\$316,530.89
2014	12	2042	6182816	Project Delivery Costs - Globeville	04	LMJ	\$1,239.11
2014	12	2042	6189868	Project Delivery Costs - Globeville	04	LMJ	\$604.01
2014	12	2042	6203693	Project Delivery Costs - Globeville	04	LMJ	\$311.72
					04	Matrix Code	\$2,154.84
2017	1	2073	6171274	City of Federal Heights - MHR	14A	LMH	\$12,130.00
2017	1	2073	6173252	City of Federal Heights - MHR	14A	LMH	\$6,450.00
2017	1	2073	6177473	City of Federal Heights - MHR	14A	LMH	\$3,630.00
2017	1	2073	6194993	City of Federal Heights - MHR	14A	LMH	\$7,275.00
2017	1	2073	6211981	City of Federal Heights - MHR	14A	LMH	\$13,950.00
2017	1	2073	6216997	City of Federal Heights - MHR	14A	LMH	\$11,263.00
2017	1	2073	6220212	City of Federal Heights - MHR	14A	LMH	\$6,170.00
2017	1	2073	6238657	City of Federal Heights - MHR	14A	LMH	\$9,405.30
2017	1	2073	6277661	City of Federal Heights - MHR	14A	LMH	\$4,640.00
2017	1	2075	6188166	City of Brighton - MHR	14A	LMH	\$15,400.00
2017	1	2075	6242448	City of Brighton - MHR	14A	LMH	\$18,260.00
2017	1	2075	6245543	City of Brighton - MHR	14A	LMH	\$11,720.00
2017	1	2075	6249036	City of Brighton - MHR	14A	LMH	\$7,690.00
2017	1	2075	6254737	City of Brighton - MHR	14A	LMH	\$10,920.00
2017	1	2077	6188157	ACCD - MHR	14A	LMH	\$14,635.00
2017	1	2077	6188158	ACCD - MHR	14A	LMH	\$2,220.00
2017	1	2077	6188160	ACCD - MHR	14A	LMH	\$16,159.00
2017	1	2077	6188163	ACCD - MHR	14A	LMH	\$9,725.00
2017	1	2077	6203753	ACCD - MHR	14A	LMH	\$20,480.00
2017	1	2077	6206989	ACCD - MHR	14A	LMH	\$10,770.00
2017	1	2077	6206990	ACCD - MHR	14A	LMH	\$9,070.00
2017	1	2077	6206991	ACCD - MHR	14A	LMH	\$11,950.00
2017	1	2077	6206993	ACCD - MHR	14A	LMH	\$4,110.00



Office of Community Planning and Development  
 U.S. Department of Housing and Urban Development  
 Integrated Disbursement and Information System  
 PR26 - CDBG Financial Summary Report  
 Program Year 2018  
 ADAMS COUNTY , CO

DATE: 10-17-19  
 TIME: 10:44  
 PAGE: 3

Plan Year	IDIS Project	IDIS Activity	Voucher Number	Activity Name	Matrix Code	National Objective	Drawn Amount
2017	1	2077	6211980	ACCD - MHR	14A	LMH	\$8,479.00
2017	1	2077	6214943	ACCD - MHR	14A	LMH	\$13,895.00
2017	1	2077	6216998	ACCD - MHR	14A	LMH	\$2,280.00
2017	1	2077	6219244	ACCD - MHR	14A	LMH	\$4,500.00
2017	1	2077	6220018	ACCD - MHR	14A	LMH	\$7,210.00
2017	1	2077	6220208	ACCD - MHR	14A	LMH	\$9,190.00
2017	1	2077	6225063	ACCD - MHR	14A	LMH	\$1,160.00
2017	1	2077	6225066	ACCD - MHR	14A	LMH	\$5,580.00
2017	1	2077	6232339	ACCD - MHR	14A	LMH	\$6,325.00
					14A	Matrix Code	\$296,641.30
2017	1	2074	6173116	City of Federal Heights - MHR - Activity Delivery Costs	14H	LMH	\$973.27
2017	1	2074	6182617	City of Federal Heights - MHR - Activity Delivery Costs	14H	LMH	\$836.74
2017	1	2074	6189671	City of Federal Heights - MHR - Activity Delivery Costs	14H	LMH	\$726.18
2017	1	2074	6203657	City of Federal Heights - MHR - Activity Delivery Costs	14H	LMH	\$701.49
2017	1	2074	6207345	City of Federal Heights - MHR - Activity Delivery Costs	14H	LMH	\$1,861.90
2017	1	2074	6219246	City of Federal Heights - MHR - Activity Delivery Costs	14H	LMH	\$1,632.00
2017	1	2074	6231785	City of Federal Heights - MHR - Activity Delivery Costs	14H	LMH	\$1,710.20
2017	1	2074	6239201	City of Federal Heights - MHR - Activity Delivery Costs	14H	LMH	\$280.71
2017	1	2074	6250140	City of Federal Heights - MHR - Activity Delivery Costs	14H	LMH	\$145.41
2017	1	2074	6259597	City of Federal Heights - MHR - Activity Delivery Costs	14H	LMH	\$473.19
2017	1	2074	6268469	City of Federal Heights - MHR - Activity Delivery Costs	14H	LMH	\$1,172.58
2017	1	2074	6274094	City of Federal Heights - MHR - Activity Delivery Costs	14H	LMH	\$543.65
2017	1	2074	6289489	City of Federal Heights - MHR - Activity Delivery Costs	14H	LMH	\$740.25
2017	1	2076	6173116	City of Brighton - MHR - Activity Delivery Costs	14H	LMH	\$1,279.50
2017	1	2076	6182617	City of Brighton - MHR - Activity Delivery Costs	14H	LMH	\$819.60
2017	1	2076	6189671	City of Brighton - MHR - Activity Delivery Costs	14H	LMH	\$664.41
2017	1	2076	6203657	City of Brighton - MHR - Activity Delivery Costs	14H	LMH	\$900.84
2017	1	2076	6203719	City of Brighton - MHR - Activity Delivery Costs	14H	LMH	\$13.20
2017	1	2076	6207345	City of Brighton - MHR - Activity Delivery Costs	14H	LMH	\$2,141.28
2017	1	2076	6219246	City of Brighton - MHR - Activity Delivery Costs	14H	LMH	\$2,558.33
2017	1	2076	6231785	City of Brighton - MHR - Activity Delivery Costs	14H	LMH	\$2,010.25
2017	1	2076	6239201	City of Brighton - MHR - Activity Delivery Costs	14H	LMH	\$1,250.34
2017	1	2076	6250140	City of Brighton - MHR - Activity Delivery Costs	14H	LMH	\$115.50
2017	1	2076	6259597	City of Brighton - MHR - Activity Delivery Costs	14H	LMH	\$916.53
2017	1	2076	6268469	City of Brighton - MHR - Activity Delivery Costs	14H	LMH	\$1,232.93
2017	1	2076	6274094	City of Brighton - MHR - Activity Delivery Costs	14H	LMH	\$618.65
2017	1	2076	6289489	City of Brighton - MHR - Activity Delivery Costs	14H	LMH	\$638.13
2017	1	2078	6173116	ACCD - MHR - Activity Delivery Costs	14H	LMH	\$1,369.81
2017	1	2078	6182617	ACCD - MHR - Activity Delivery Costs	14H	LMH	\$1,730.40
2017	1	2078	6189671	ACCD - MHR - Activity Delivery Costs	14H	LMH	\$1,019.45
2017	1	2078	6203657	ACCD - MHR - Activity Delivery Costs	14H	LMH	\$963.46
2017	1	2078	6207345	ACCD - MHR - Activity Delivery Costs	14H	LMH	\$2,084.70
2017	1	2078	6213139	ACCD - MHR - Activity Delivery Costs	14H	LMH	\$334.73
2017	1	2078	6219246	ACCD - MHR - Activity Delivery Costs	14H	LMH	\$1,778.83
2017	1	2078	6231785	ACCD - MHR - Activity Delivery Costs	14H	LMH	\$1,306.17
2017	1	2078	6239201	ACCD - MHR - Activity Delivery Costs	14H	LMH	\$700.69
2017	1	2078	6250140	ACCD - MHR - Activity Delivery Costs	14H	LMH	\$339.77
2018	1	2093	6259593	City of Federal Heights - MHR - Activity Delivery Costs	14H	LMH	\$71.20
2018	1	2095	6259593	ACCD - MHR - Activity Delivery Costs	14H	LMH	\$595.72
2018	1	2095	6268470	ACCD - MHR - Activity Delivery Costs	14H	LMH	\$1,241.38
2018	1	2095	6274095	ACCD - MHR - Activity Delivery Costs	14H	LMH	\$1,012.78
2018	1	2095	6274871	ACCD - MHR - Activity Delivery Costs	14H	LMH	\$0.09
2018	1	2095	6289487	ACCD - MHR - Activity Delivery Costs	14H	LMH	\$1,736.22
					14H	Matrix Code	\$43,242.46
2016	1	2055	6172026	City of Federal Heights - Code Enforcement	15	LMA	\$6,097.87
2018	9	2067	6238994	City of Federal Heights - Code Enforcement	15	LMA	\$9,096.97



Office of Community Planning and Development  
 U.S. Department of Housing and Urban Development  
 Integrated Disbursement and Information System  
 PR26 - CDBG Financial Summary Report  
 Program Year 2018  
 ADAMS COUNTY , CO

DATE: 10-17-19  
 TIME: 10:44  
 PAGE: 4

Plan Year	IDIS Project	IDIS Activity	Voucher Number	Activity Name	Matrix Code	National Objective	Drawn Amount
2018	9	2067	6264647	City of Federal Heights - Code Enforcement	15	LMA	\$12,287.25
2018	9	2067	6289183	City of Federal Heights - Code Enforcement	15	LMA	\$11,610.13
					15	Matrix Code	\$39,092.22
<b>Total</b>							<b>\$698,270.93</b>

LINE 27 DETAIL: ACTIVITIES INCLUDED IN THE COMPUTATION OF LINE 27  
 Report returned no data.

LINE 37 DETAIL: ACTIVITIES INCLUDED IN THE COMPUTATION OF LINE 37

Plan Year	IDIS Project	IDIS Activity	Voucher Number	Activity Name	Matrix Code	National Objective	Drawn Amount
2017	5	2071	6168234	CDBG Administration	21A		\$23.08
2017	5	2071	6189840	CDBG Administration	21A		\$20.16
2017	5	2071	6189841	CDBG Administration	21A		\$33.90
2017	5	2071	6202589	CDBG Administration	21A		\$32.12
2017	5	2071	6202590	CDBG Administration	21A		\$15.04
2017	5	2071	6203526	CDBG Administration	21A		\$1,319.68
2017	5	2071	6203654	CDBG Administration	21A		\$18,218.41
2017	5	2071	6203695	CDBG Administration	21A		\$18.24
2017	5	2071	6203718	CDBG Administration	21A		\$24.20
2017	5	2071	6203759	CDBG Administration	21A		\$24.70
2017	5	2071	6206992	CDBG Administration	21A		\$29.92
2017	5	2071	6207342	CDBG Administration	21A		\$12,385.18
2017	5	2071	6231797	CDBG Administration	21A		\$4,088.26
2018	3	2084	6231801	CDBG Administration	21A		\$5,413.74
2018	3	2084	6233252	CDBG Administration	21A		\$11,090.80
2018	3	2084	6239200	CDBG Administration	21A		\$7,071.67
2018	3	2084	6250138	CDBG Administration	21A		\$7,108.50
2018	3	2084	6252670	CDBG Administration	21A		\$35.64
2018	3	2084	6259598	CDBG Administration	21A		\$8,817.56
2018	3	2084	6268468	CDBG Administration	21A		\$4,544.27
2018	3	2084	6274093	CDBG Administration	21A		\$7,210.16
2018	3	2084	6281845	CDBG Administration	21A		\$59.84
2018	3	2084	6281846	CDBG Administration	21A		\$69.08
2018	3	2084	6289164	CDBG Administration	21A		\$86.40
2018	3	2084	6289512	CDBG Administration	21A		\$3,418.45
					21A	Matrix Code	\$91,159.00
<b>Total</b>							<b>\$91,159.00</b>